

SAN DIEGO GAS & ELECTRIC COMPANY
SAN DIEGO, CALIF.

1966

Commission

FUG 100
C. 8209

December 8, 1967

Public Utilities Commission
State of California
State Building
San Francisco, California 94102

Attention: Mr. William W. Dunlop
Secretary

Gentlemen:

In accordance with Ordering Paragraph 7 of Decision 73078, Case 8209, San Diego Gas & Electric Company is submitting herewith a full report on conversion work completed during the year 1966, including a listing and description of each project and indicating the distribution of costs as between the Utility and Others.

Reports for subsequent years will be submitted on or before April 1 of each year.

Very truly yours,

SAN DIEGO GAS & ELECTRIC COMPANY

By /s/ JOHN H. WOY
JOHN H. WOY

Vice President-Rates & Valuation

[JHW:crt]

Attachment

cc w/att: CPUC - Los Angeles

bc w/att: JFS WAZ CML PMK SJ CHA AGS FEE WAD

DEC 11 A.M.

C
O
P
Y

San Diego Gas & Electric Company

Report On Conversion From Overhead To Underground
Electric Distribution Facilities - Year 1966

Description	Location	Distribution of Costs		
		SDG&E (\$)	Others (\$)	Total (\$)
Balboa Ave., east of Genesee Ave., Clairemont (3 phase - 2,061 feet) Work Orders 275377 & 275376 Completed on March 11, 1966	City of San Diego	49,886.87	13,000.00	62,886.87
North Torrey Pines Road from Torrey Pines Scenic Drive to La Jolla Shores Drive (3 phase - 4,743 feet) Work Orders 277411 & 277600 Completed on December 15, 1966	City of San Diego	80,624.18	---	80,624.18
City of San Diego Sewage Pump Stations west of North Torrey Pines Road between Salk Institute & La Jolla Farms Subdivision (3 phase - 1,910 feet) Work Orders 278575 & 279303 Completed on December 23, 1966	City of San Diego	8,180.51	13,183.00	21,363.51
Southside Shelter Island Drive between Rosecrans & Scott Streets (3 phase - 110 feet) Work Orders 279636 & 279637 Completed on August 16, 1966	City of San Diego	1,457.77	3,245.00	4,702.77
Portion of Cresta Real (15 lots) Golden Park Ave. east of Bangor Street (single phase - 1,316 feet) Work Orders 279932 & 279931 Completed October 22, 1966	City of San Diego	7,390.04	3,821.00	11,211.04
Rancho Bernardo Golf Course between Sintonte Drive & Pomerado Road, Rancho Bernardo & Bernardo Greens #12 (3 phase - 1,260 feet) Work Orders 280419, 279241, 275591, 275946 Completed November 16, 1966	City of San Diego	791.50	8,379.44	9,170.94
and Total	City of San Diego	148,330.87	41,628.44	189,959.31

SAN DIEGO GAS & ELECTRIC COMPANY
SAN DIEGO, CALIF.

1968

PUG 100
C. 8209

March 27, 1969

Public Utilities Commission
State of California
State Building
San Francisco, California 94102

Attention: Mr. William W. Dunlop
Secretary

Gentlemen:

In accordance with Ordering Paragraph 7 of Decision 73078, Case 8209, San Diego Gas & Electric Company is submitting herewith a full report on conversion work completed during the year 1968, including a list and description of each project and indicating the distribution of costs as between the utility and others.

The report for 1968 includes those jobs that were completed during the year 1968 whether or not the job was classified. It does not include any expenditures of funds for jobs started prior to the end of 1968 but not completed.

Yours very truly,

SAN DIEGO GAS & ELECTRIC COMPANY

/s/ JOHN H. WOY

By JOHN H. WOY
Vice President-Rates & Valuation

[JHW:crt]

Attachment

cc w/att: CPUC - Los Angeles

bc w/att:	JFSinnott	SJewell	JAGeorge
	WAZitlau	CHAmes	PJDewes
	CMLaffoon	WADavis	AGStrachan
	PMKlauber	REParsley	TLWhiteneck
	ARCOx	FEEdwards	LGEgerer

MAR 27 P.M.

C
O
P
Y

San Diego Gas & Electric Company
 Report on Conversions of Overhead to Underground
 Electric Distribution Facilities
 Year 1968

Total Summary

<u>Description</u>	<u>Location</u>	<u>Distribution of Costs</u>		
		<u>Utility</u> (<u>\$</u>)	<u>Others</u> (<u>\$</u>)	<u>Total</u> (<u>\$</u>)
Prior to Rule 31	Total County of San Diego	<u>590,194.84</u>	<u>65,553.85</u>	<u>655,748.69</u>
	Total County of Orange	<u>(3,864.75)</u>	<u>8,199.00</u>	<u>4,334.25</u>
Rule 31A	Total County of San Diego	<u>5,157.63</u>	<u>0.00</u>	<u>5,157.63</u>
	Total County of Orange	<u>21,045.00</u>	<u>0.00</u>	<u>21,045.00</u>
Rule 31B	Total County of San Diego	<u>0.00</u>	<u>0.00</u>	<u>0.00</u>
	Total County of Orange	<u>102.35</u>	<u>21,997.00</u>	<u>22,099.35</u>
	Total County of San Diego	<u>595,352.47</u>	<u>65,553.85</u>	<u>660,906.32</u>
	Total County of Orange	<u>17,282.60</u>	<u>30,196.00</u>	<u>47,478.60</u>
	Grand Total	<u>612,635.07</u>	<u>95,749.85</u>	<u>708,384.92</u>

26907

(Negative)

Prior to Rule 31
San Diego Gas & Electric Company
Report on Conversions of Overhead to Underground
Electric Distribution Facilities
Year 1968

Summary(1)

<u>Location</u>	<u>Distribution of Costs</u>		
	<u>Utility</u> (\$)	<u>Others</u> (\$)	<u>Total</u> (\$)
City of San Diego	581,676.10	51,484.36	633,160.46
City of Carlsbad	2,045.74	2,853.00	4,898.74
County of San Diego - Unincorporated	<u>6,473.00</u>	<u>11,216.49</u>	<u>17,689.49</u>
Total County of San Diego	<u>590,194.84</u>	<u>65,553.85</u>	<u>655,748.69</u>
City of San Juan Capistrano	<u>(3,864.75)</u>	<u>8,199.00</u>	<u>4,334.25</u>
Total County of Orange	<u>(3,864.75)</u>	<u>8,199.00</u>	<u>4,334.25</u>
Grand Total	<u>586,330.09</u>	<u>73,752.85</u>	<u>660,082.94</u>

(Negative)

(1) Conversion work represented by these figures was negotiated prior to December 1, 1967, the effective date of Rule 31.

Prior to Rule 31
San Diego Gas & Electric Company
Report on Conversions of Overhead to Underground
Electric Distribution Facilities
Year 1968

Description	Location	Distribution of Costs		
		Utility (\$)	Others (\$)	Total (\$)
✓ Lapwai East of Nashville Street Reroute 12kv, State Highway 109 at Midway Drive and King Street Pump Station at Lapwai Street, North of Frontier Street (3 Phase - 501 Feet) Work Orders 292962, 293561, 286500 and Supplement 1 Completed October 16, 1968	City of San Diego	924.77	7,395.67	8,320.44
— PSA Hangar, Winship Lane North of Harbor Drive (3 Phase - 366 Feet) Work Orders 283548, 288997, 289023, 288543 and Supplement 1 Completed April 26, 1968	City of San Diego	2,615.58	3,247.40	5,862.98
✓ Alvarado Plaza No. 3, Alvarado Road East of College Avenue (3 Phase - 3,634 Feet) Work Orders 290161 and 286907 Completed October 5, 1968	City of San Diego	10,657.42	31,469.20	42,126.62
— Bishop's School, 475 Prospect Street (3 Phase - 420 Feet) Work Orders 286495 and Supplement 1 Completed July 20, 1968	City of San Diego	5,561.24	2,356.00	7,917.24
Walmsley Gardens, La Jolla Hills — Estates, Soledad Way West of Soledad Road (1 Phase - 332 Feet) Work Orders 288737 and Supplement 1 Completed March 20, 1968	City of San Diego	1,416.79	2,343.00	3,759.79
— R. C. Thaxton, Clove North of Hugo, Point Loma (1 Phase - 410 Feet) Work Orders 288838 and 289339 Completed April 10, 1968	City of San Diego	2,688.76	3,025.00	5,713.76
Shelter Island Drive East of Rosecrans, — Cannon, Upshur, Talbot & Scott Streets (3 Phase - 5,445 Feet) Work Orders 287298 and Supplement 1 Completed June 25, 1968	City of San Diego	206,915.23	15.00	206,930.23

Prior to Rule 31
 San Diego Gas & Electric Company
 Report on Conversions of Overhead to Underground
 Electric Distribution Facilities
 Year 1968

Description	Location	Distribution of Costs		
		Utility (\$)	Others (\$)	Total (\$)
University Avenue, 40th St. to Winona (1 Phase - 5,570 Feet & 3 Phase - 2,215 Feet) — Work Orders 285378 and Supplement 1 Completed July 3, 1968	City of San Diego	<u>350,896.31</u>	<u>1,633.09</u>	<u>352,529.40</u>
Total City of San Diego		<u>581,676.10</u>	<u>51,484.36</u>	<u>633,160.46</u>
✓ Paul Ecke, Palomar Airport Road (1 Phase - 275 Feet) Work Orders 294070 and 293001 Completed December 20, 1968	City of Carlsbad	<u>2,045.74</u>	<u>2,853.00</u>	<u>4,898.74</u>
✓ Silver Lining Stables, La Noria South of La Bajada (1 Phase - 1,084 Feet) Work Orders 288350 and Supplements 1 & 2 Completed February 17, 1968	Rancho Santa Fe	(738.65)	4,743.00	4,004.35
— Utah Mining & Construction Co., Pauma Valley Road, South of Highway 76 (1 Phase - 190 Feet) Work Orders 294976 and 290147 Completed December 23, 1968	Pauma Valley	241.88	307.00	548.88
— Jack R. Novak, 530 Skyline Drive (1 Phase - 180 Feet) Work Orders 291650 and 291827 Completed July 2, 1968	Solana Beach	937.64	402.00	1,339.64
— Camp Cuyamaca, East of Highway 79 North of Green Valley (3 Phase - 250 Feet) Work Orders 294120 and 293900 Completed October 29, 1968	Green Valley	614.40	1,332.00	1,946.40
— Poway Portals, Poway Road at Iola Way (3 Phase - 352 Feet) Work Orders 290616, 290580 and 286878 Completed May 11, 1968	Poway	1,582.64	1,348.49	2,931.13
— Palomar Mountain Camp North of Highway 76 (3 Phase - 62 Feet) Work Orders 293916 and 293915 Completed December 12, 1968	Palomar Mountain	1,370.55	573.00	1,943.55

(Negative)

Prior to Rule 31
 San Diego Gas & Electric Company
 Report on Conversions of Overhead to Underground
 Electric Distribution Facilities
 Year 1968

Description	Location	Distribution of Costs		
		Utility (\$)	Others (\$)	Total (\$)
William C. Barry, Jr., Estates Way North of Horizon Hills Drive (1 Phase - 241 Feet) Work Orders 291765 and 291764 Completed July 19, 1969	El Cajon	2,421.77	1,961.00	4,382.77
Vista Jamacha, Lot 12 Hidden Mesa Road East of Jamacha Road (Transformer Pad Installed - No Footage) Work Orders 290924 and 290923 Completed October 23, 1968	El Cajon	42.77	550.00	592.77
Total County of San Diego - Unincorporated		6,473.00	11,216.49	17,689.49
Total County of San Diego		590,194.84	65,553.85	655,748.69
San Juan Hills Country Club, San Juan Creek Road South of Avenida Larga (1 Phase - 480 Feet & 3 Phase - 1,210 Feet) Work Orders 288292 and Supplement 1 Completed September 23, 1968	City of San Juan Capistrano	(3,864.75)	8,199.00	4,334.25
Total County of Orange		(3,864.75)	8,199.00	4,334.25

(Negative)

Rule 31A
 San Diego Gas & Electric Company
 Report on Conversions of Overhead to Underground
 Electric Distribution Facilities
 Year 1968

Summary

<u>Location</u>	<u>Distribution of Costs</u>		
	<u>Utility</u> (<u>\$</u>)	<u>Others</u> (<u>\$</u>)	<u>Total</u> (<u>\$</u>)
City of El Cajon	<u>5,157.63</u>	<u>0.00</u>	<u>5,157.63</u>
Total County of San Diego	<u>5,157.63</u>	<u>0.00</u>	<u>5,157.63</u>
City of San Clemente	<u>21,045.00</u>	<u>0.00</u>	<u>21,045.00</u>
Total County of Orange	<u>21,045.00</u>	<u>0.00</u>	<u>21,045.00</u>
Grand Total	<u><u>26,202.63</u></u>	<u><u>0.00</u></u>	<u><u>26,202.63</u></u>

Rule 31A
 San Diego Gas & Electric Company
 Report on Conversions of Overhead to Underground
 Electric Distribution Facilities
 Year 1968

Description	Location	Distribution of Costs		
		Utility (\$)	Others (\$)	Total (\$)
Marshall Avenue and Vernon Way * (1 Phase - 365 Feet & 3 Phase - 345 Feet) Work Orders 294153 and 294152 Completed December 31, 1968 ✓	City of ✓ El Cajon	5,157.63 ✓	0.00	5,157.63
Total County of San Diego		<u>5,157.63</u>	<u>0.00</u>	<u>5,157.63</u>
✓ Avenida Montalvo and Avenida Lobeiro, ** West of Avenida Calafia (1 Phase - 2,890 Feet & 3 Phase - 2,395 Feet; see also Page -2-, Rule 31.B) Work Orders 292986 and 290184 Completed November 18, 1968	City of ✓ San Clemente	21,045.00 ✓	0.00	21,045.00
Total County of Orange		<u>21,045.00</u>	<u>0.00</u>	<u>21,045.00</u>
GRAND TOTAL		<u>26,202.63</u>	<u>0.00</u>	<u>26,202.63</u>

26,203

*31.A *
 ** 31.A/B*

Rule 31B
 San Diego Gas & Electric Company
 Report on Conversions of Overhead to Underground
 Electric Distribution Facilities
 Year 1968

Summary

<u>Location</u>	<u>Distribution of Costs</u>		
	<u>Utility</u> (\$)	<u>Others</u> (\$)	<u>Total</u> (\$)
Total County of San Diego	<u>0.00</u>	<u>0.00</u>	<u>0.00</u>
City of San Clemente	<u>102.35</u>	<u>21,997.00</u>	<u>22,099.35</u>
Total County of Orange	<u>102.35</u>	<u>21,997.00</u>	<u>22,099.35</u>
Grand Total	<u>102.35</u>	<u>21,997.00</u>	<u>22,099.35</u>

Rule 31B
 San Diego Gas & Electric Company
 Report on Conversions of Overhead to Underground
 Electric Distribution Facilities
 Year 1968

<u>Description</u>	<u>Location</u>	<u>Distribution of Costs</u>		
		<u>Utility</u>	<u>Others</u>	<u>Total</u>
		(\$)	(\$)	(\$)
Avenida Montalvo and Avenida Lobeiro,* West of Avenida Calafia (1 Phase - 2,890 Feet & 3 Phase - 2,395 Feet; see also Page -2-, Rule 31.A) Work Orders 292987 and 290185 Completed October 29, 1968	City of San Clemente	<u>102.35</u> ⁽¹⁾	<u>21,997.00</u>	<u>22,099.35</u>
Total County of Orange		<u>102.35</u>	<u>21,997.00</u>	<u>22,099.35</u>

(1) The overhead portion of this job was not completed due to inclement weather; additional charges are anticipated.

* 31. A/B

FUG 100
C. 8209

March 24, 1970

Public Utilities Commission
State of California
State Building
San Francisco, California 94102

Attention: Mr. William W. Dunlop
Secretary

Gentlemen:

In accordance with Ordering Paragraph 7 of Decision 7307C, Case 8209, San Diego Gas & Electric Company is submitting a full report on conversion work completed during the year 1969 including a list and description of each project and indicating the distribution of costs as between the utility and others.

This report includes those jobs that were completed during the year 1969 whether or not the job was classified. It does not include any expenditures of funds for jobs started prior to the end of 1969 but not completed.

Yours very truly,

SAN DIEGO GAS & ELECTRIC COMPANY

By /s/ JOHN H. WOY

JOHN H. WOY

Vice President-Rates & Valuation

[JHW:crt]

Attachment

cc w/att: CPUC - Los Angeles

bc/att: JFS WAZ CML PMK WBJ CHA AGS TLW

Total Summary
-By Rule-
San Diego Gas & Electric Company
Report on Conversions of Overhead to Underground
Electric Distribution Facilities
Year 1969

Description	Location	Distribution of Costs		
		Utility (\$)	Others (\$)	Total (\$)
31A	City of San Diego	876,933.63		876,933.63
	City of Chula Vista	83,042.26		83,042.26
	City of Imperial Beach	30,673.64		30,673.64
	City of La Mesa	11,977.56		11,977.56
	City of San Marcos	11,559.17		11,559.17
	Total County of San Diego	<u>1,014,186.26</u>		<u>1,014,186.26</u>
	City of San Clemente	<u>24,728.91</u>		<u>24,728.91</u>
	Total County of Orange	<u>24,728.91</u>		<u>24,728.91</u>
	Total 31A	<u>1,038,915.17</u>		<u>1,038,915.17</u>
	31B	City of San Diego	214,625.34	146,480.00
City of Coronado		21,662.16	31,455.00	53,117.16
City of La Mesa		7,676.99	2,877.91	10,554.90
County of San Diego-Unincorporated		<u>58,937.88</u>	<u>70,534.00</u>	<u>129,471.88</u>
Total County of San Diego		<u>302,902.37</u>	<u>251,346.91</u>	<u>554,249.28</u>
County of Orange-Unincorporated		<u>13,129.02</u>	<u>29,372.00</u>	<u>42,501.02</u>
Total County of Orange		<u>13,129.02</u>	<u>29,372.00</u>	<u>42,501.02</u>
Total 31B		<u>316,031.39</u>	<u>280,718.91</u>	<u>596,750.30</u>
31C	City of San Diego	16,944.27	26,275.00	43,219.27
	City of La Mesa	1,164.36	336.00	1,500.36
	City of Vista	828.44	980.00	1,808.44
	County of San Diego-Unincorporated	<u>4,679.35</u>	<u>2,786.90</u>	<u>7,466.25</u>
	Total County of San Diego	<u>23,616.42</u>	<u>30,377.90</u>	<u>53,994.32</u>
	County of Orange-Unincorporated	<u>1,792.67</u>	<u>9,206.50</u>	<u>10,999.17</u>
	Total County of Orange	<u>1,792.67</u>	<u>9,206.50</u>	<u>10,999.17</u>
Total 31C	<u>25,409.09</u>	<u>39,584.40</u>	<u>64,993.49</u>	
Total Rule 31 Conversions		<u>1,380,355.65</u>	<u>320,303.31</u>	<u>1,700,658.96</u>
Other Conversions	City of San Diego	<u>7,408.08</u>		<u>7,408.08</u>
Total Conversions		<u>1,387,763.73</u>	<u>320,303.31</u>	<u>1,708,067.04</u>

Total Summary
 -By County-
 San Diego Gas & Electric Company
 Report on Conversions of Overhead to Underground
 Electric Distribution Facilities
 Year 1969

<u>Description</u>	<u>Location</u>	<u>Distribution of Costs</u>		
		<u>Utility</u> (<u>\$</u>)	<u>Others</u> (<u>\$</u>)	<u>Total</u> (<u>\$</u>)
	County of San Diego	1,348,113.13	281,724.81	1,629,837.94
	County of Orange	<u>39,650.60</u>	<u>38,578.50</u>	<u>78,229.10</u>
	Total Conversions	<u>1,387,763.73</u>	<u>320,303.31</u>	<u>1,708,067.04</u>

NOTE: This report does not include expenditures by others to convert their facilities to underground. It was not practical to gather information on how much was expended by the political entities to convert their facilities - e.g., fire alarms, traffic signals, etc. - nor on how much each individual customer spent converting facilities on his premises.

Rule 31A
 San Diego Gas & Electric Company
 Report on Conversions of Overhead to Underground
 Electric Distribution Facilities
 Year 1969

<u>Description</u>	<u>Location</u>	<u>Distribution of Costs</u>		
		<u>Utility</u> (<u>\$</u>)	<u>Others</u> (<u>\$</u>)	<u>Total</u> (<u>\$</u>)
Convert Overhead to Underground, J Street between 26th and 27th Streets, Grant Hill Park (1 Phase - 285 Feet) Work Orders 297389 and 297701 Completed August 16, 1969	City of San Diego	2,104.64 ✓		2,104.64
Convert Overhead to Underground, San Diego Avenue east of Twiggs Street, Old Town (1 Phase - 2,800 Feet) (3 Phase - 2,200 Feet) Work Orders 296631 and 297098 Completed June 28, 1969	City of San Diego	215,453.82 ✓		215,453.82
Convert Overhead to Underground, Friars Road west of Ulric (1 Phase - 760 Feet) (3 Phase - 6,580 Feet) Work Orders 296038, 296039, 296649 and 502076 Completed July 9, 1969	City of San Diego	203,544.95 ✓		203,544.95
Convert Overhead to Underground, Skyline Drive west of Detroit Place, Valencia Park - Encanto (1 Phase - 194 Feet) (3 Phase - 980 Feet) Work Orders 298517 and 298518 Completed October 17, 1969	City of San Diego	20,041.67 ✓		20,041.67
Convert Overhead to Underground, Linda Vista Road between Genesee and Baltic Streets, Linda Vista (1 Phase - 1,140 Feet) (3 Phase - 8,680 Feet) Work Orders 291240, 293899 and 298175 Completed December 2, 1969	City of San Diego	269,478.92 ✓		269,478.92
Convert Overhead to Underground, Euclid Avenue between Churchward and Cervantes Streets (3 Phase - 5,625 Feet) Work Orders 297087 and 297088 Completed November 26, 1969	City of San Diego	<u>166,309.63</u> ✓		<u>166,309.63</u>
Total City of San Diego		<u>876,933.63</u>		<u>876,933.63</u>

Rule 31A
 San Diego Gas & Electric Company
 Report on Conversions of Overhead to Underground
 Electric Distribution Facilities
 Year 1969

<u>Description</u>	<u>Location</u>	<u>Distribution of Costs</u>		
		<u>Utility</u> (<u>\$</u>)	<u>Others</u> (<u>\$</u>)	<u>Total</u> (<u>\$</u>)
Convert Overhead to Underground, "H" Street between Third Avenue and Hilltop Drive (1 Phase - 3,029 Feet) (3 Phase - 5,491 Feet) Work Orders 299209, 299210, and 299230 Completed December 30, 1969	City of Chula Vista	83,042.26 ✓		83,042.26
Convert Overhead to Underground, Coronado Avenue east of 8th Street (3 Phase - 1,000 Feet) Work Orders 299473 and 501502 Completed December 13, 1969	City of Imperial Beach	30,673.64 ✓		30,673.64
Convert Overhead to Underground, Date Street from University Avenue to Allison Street (3 Phase - 560 Feet) Work Orders 298145 and 299705 Completed December 11, 1969	City of La Mesa	11,977.56 ✓		11,977.56
Convert Overhead to Underground, Richmar Street from Firebird Lane to Twin Oaks Valley Road (3 Phase - 1,200 Feet) Work Orders 501552 and 501553 Completed September 24, 1969	City of San Marcos	<u>11,559.17</u> ✓		<u>11,559.17</u>
Total County of San Diego-Incorporated		<u>137,252.63</u>		<u>137,252.63</u>
Total County of San Diego		<u>1,014,186.26</u>		<u>1,014,186.26</u>
Convert Overhead to Underground, Camino Capistrano, Vaquero to Via Breve (3 Phase - 2,140 Feet) Work Orders 298156 and 298515 Completed December 30, 1969	City of San Clemente	<u>24,728.91</u> ✓		<u>24,728.91</u>
Total County of Orange		<u>24,728.91</u>		<u>24,728.91</u>

Rule 31B
 San Diego Gas & Electric Company
 Report on Conversions of Overhead to Underground
 Electric Distribution Facilities
 Year 1969

<u>Description</u>	<u>Location</u>	<u>Distribution of Costs</u>		
		<u>Utility</u> (\\$)	<u>Others</u> (\\$)	<u>Total</u> (\\$)
Convert Overhead to Underground, Friars Road at Fashion Valley Road, Fashion Valley (3 Phase - 7,615 Feet) Work Orders 293551, 296354, 296355, and 303917 Completed July, 8, 1969	City of San Diego	118,919.55	48,409.00	167,328.55
Convert Overhead to Underground, Friars Road from Fashion Valley Road to Highway 395, Fashion Valley (3 Phase - 3,390 Feet) Work Orders 294409, 294410, and 294973 Completed June 30, 1969	City of San Diego	86,161.18	62,432.00	148,593.18
Convert Overhead to Underground, Arrowhead Drive south of Lake Ashmere Drive, College Ranch, Unit 5 (1 Phase - 445 Feet) (3 Phase - 1,230 Feet) Work Orders 298888, 298889, and 298890 Completed December 5, 1969	City of San Diego	7,101.31	11,982.00	19,083.31
Convert Overhead to Underground, Aero Drive and Sandrock Road, Montgomery Field Redevelopment (3 Phase - 1,960 Feet) Work Orders 292734 and 292985 Completed November 6, 1968	City of San Diego	<u>2,443.30</u>	<u>23,657.00</u>	<u>26,100.30</u>
Total City of San Diego		<u>214,625.34</u>	<u>146,480.00</u>	<u>361,105.34</u>
Convert Overhead to Underground, Coronado Cays Boulevard and Green Turtle Road (3 Phase - 3,085 Feet) Work Orders 294987 and 296027 Completed July 7, 1969	City of Coronado	21,662.16	31,455.00	53,117.16
Convert Overhead to Underground, Grandview Drive west of Grandview Terrace and east of Lawler Court, Grandview Estates (3 Phase - 1,330 Feet) Work Order 294144 Completed June 24, 1969	City of La Mesa	<u>7,676.99</u>	<u>2,877.91</u>	<u>10,554.90</u>

Rule 31B
 San Diego Gas & Electric Company
 Report on Conversions of Overhead to Underground
 Electric Distribution Facilities
 Year 1969

<u>Description</u>	<u>Location</u>	<u>Distribution of Costs</u>		
		<u>Utility</u>	<u>Others</u>	<u>Total</u>
		(\$)	(\$)	(\$)
Total County of San Diego-Incorporated		<u>29,339.15</u>	<u>34,332.91</u>	<u>63,672.06</u>
Convert Overhead to Underground, Moosa Canyon Road east of Lilac Road, San Luis Rey Downs (3 Phase - 3,180 Feet) Work Orders 294381, 294382, 295387 and 295388 Completed July 15, 1969	Bonsall	<u>58,937.88</u>	<u>70,534.00</u>	<u>129,471.88</u>
Total County of San Diego-Unincorporated		<u>58,937.88</u>	<u>70,534.00</u>	<u>129,471.88</u>
Total San Diego County		<u>302,902.37</u>	<u>251,346.91</u>	<u>554,249.28</u>
Convert Overhead to Underground, Coast Highway at Niguel Road, Niguel Shores (3 Phase - 1,750 Feet) Work Orders 294081 and 294088 Completed July 9, 1969	Laguna Niguel	<u>13,129.02</u>	<u>29,372.00</u>	<u>42,501.02</u>
Total County of Orange		<u>13,129.02</u>	<u>29,372.00</u>	<u>42,501.02</u>

Rule 31C
San Diego Gas & Electric Company
Report on Conversions of Overhead to Underground
Electric Distribution Facilities
Year 1969

<u>Description</u>	<u>Location</u>	<u>Distribution of Costs</u>		
		<u>Utility</u> (<u>\$</u>)	<u>Other</u> (<u>\$</u>)	<u>Total</u> (<u>\$</u>)
Convert Overhead to Underground, Camino del Rio South west of Ward Road, Mission Valley (3 Phase - 535 Feet) Work Orders 293218 and 293562 Completed November 12, 1968	City of San Diego	6,302.90	15,381.00	21,683.90
Convert Overhead to Underground, Randolph Street and Plumosa Way (1 Phase - 158 Feet) Work Orders 293448 and 294090 Completed January 30, 1969	City of San Diego	4,420.81	1,211.00	5,631.81
Convert Overhead to Underground Friars Road west of Fashion Valley Road, Stardust Country Club (1 Phase - 660 Feet) (3 Phase - 860 Feet) Work Orders 298913 and 297395 Completed June 23, 1969	City of San Diego	2,455.52	6,527.00	8,982.52
Convert Overhead to Underground, Twenty-Ninth Street south of Oceanview, Memorial Park (3 Phase - 350 Feet) Work Orders 297903 and 298178 Completed August 7, 1969	City of San Diego	3,078.97	1,898.00	4,976.97
Convert Overhead to Underground, Edison and Chicago Streets, Dillon Heights (1 Phase - 350 Feet) Work Orders 286162 and 295795 Completed April 7, 1969	City of San Diego	686.07	1,258.00	1,944.07
Total City of San Diego		<u>16,944.27</u>	<u>26,275.00</u>	<u>43,219.27</u>
Convert Overhead to Underground, Vince Trafficante, 10354 Bonnie Lane (1 Phase - 125 Feet) Work Orders 296245 and 296247 Completed April 7, 1969	City of La Mesa	1,164.36	336.00	1,500.36
Convert Overhead to Underground, Liza Avenue south of Arcadia Drive, Corona del Vista Mobile Estates (1 Phase - 415 Feet) Work Orders 296690 and 296691 Completed May 19, 1969	City of Vista	828.44	980.00	1,808.44

Rule 31C
San Diego Gas & Electric Company
Report on Conversions of Overhead to Underground
Electric Distribution Facilities
Year 1969

<u>Description</u>	<u>Location</u>	<u>Distribution of Costs</u>		
		<u>Utility</u> (<u>\$</u>)	<u>Others</u> (<u>\$</u>)	<u>Total</u> (<u>\$</u>)
Total County of San Diego-Incorporated		<u>1,992.80</u>	<u>1,316.00</u>	<u>3,308.80</u>
Convert Overhead to Underground, La Flecha south of Paseo Delicias, Seis Casitas Subdivision (1 Phase - 165 Feet) Work Orders 502337 and 502338 Completed November 6, 1969		Rancho Santa Fe 2,975.48	2,216.90	5,192.38
Convert Overhead to Underground, Martinoit Road at Acorn Patch Road, Green Valley Highlands (3 Phase - 440 Feet) Work Orders 292392 and 292393 Completed January 3, 1969		Poway <u>1,703.87</u>	<u>570.00</u>	<u>2,273.87</u>
Total County of San Diego-Unincorporated		<u>4,679.35</u>	<u>2,786.90</u>	<u>7,466.25</u>
Total San Diego County		<u>23,616.42</u>	<u>30,377.90</u>	<u>53,994.32</u>
Convert Overhead to Underground, Jamino Capistrano and Via California, Tract 6872 (1 Phase - 1,270 Feet) Work Orders 298502 and 298878 Completed May 28, 1969		Capistrano Beach <u>1,792.67</u>	<u>9,206.50</u>	<u>10,999.17</u>
Total County of Orange		<u>1,792.67</u>	<u>9,206.50</u>	<u>10,999.17</u>

Other Conversions
 San Diego Gas & Electric Company
 Report on Conversions of Overhead to Underground
 Electric Distribution Facilities
 Year 1969

<u>Description</u>	<u>Location</u>	<u>Distribution of Costs</u>		
		<u>Utility</u> (<u>\$</u>)	<u>Other</u> (<u>\$</u>)	<u>Total</u> (<u>\$</u>)
Convert Overhead to Underground, Street light and traffic signal system, Ash Street west of Pacific Highway (1 Phase - 1,210 Feet) Work Orders 298904 and 298905 Completed December 2, 1969	City of San Diego	<u>7,408.08</u>		<u>7,408.08</u>
Total County of San Diego		<u>7,408.08</u>		<u>7,408.08</u>

San Diego Gas & Electric Company
 Report on Conversions of Overhead to Underground
 Electric Distribution Facilities

Year 1970

1971
 PUC report

Description	Location	Distribution of Costs		
		Utility (\$)	Others (\$)	Total (\$)
Convert Overhead to Underground, Sports Arena Boulevard, Rosecrans to Midway (1 Phase - 528 Feet) (3 Phase - 6,003 Feet) Work Orders 299707, 505757 Completed June 15, 1970	City of San Diego	158,986 ✓		158,986 ✓
Total City of San Diego		158,986		158,986
Convert Overhead to Underground, State Street, Elm to Beech (3 Phase - 1,424 Feet) Work Orders 299182, 304054 and 506202 Completed June 26, 1970	City of Carlsbad	71,274 ✓		71,274
Convert Overhead to Underground, Mission Avenue, Reidy Creek to Broadway and Escondido Boulevard, Mission to Freeway 78 (1 Phase - 369 Feet) (3 Phase - 3,909 Feet) Work Orders 506963, 506964 Completed December 28, 1970	City of Escondido	131,703 ✓		131,703
NOTE: An equivalent relocation credit of \$13,166 was allowed on this project.		-13,166 relocation S/B \$118,537 credit not adjusted anywhere		
Convert Overhead to Underground, Euclid Avenue, Fourth to Division (1 Phase - 360 Feet) (3 Phase - 4,370 Feet) Work Orders 299739, 299740 • Completed February 25, 1970	City of National City	109,190 ✓		109,190
Total County of San Diego - Incorporated		312,167		312,167
Total County of San Diego		471,153		471,153

Total
 1970's
 expenditures

Rule 31B
 San Diego Gas & Electric Company
 Report on Conversions of Overhead to Underground
 Electric Distribution Facilities
 Year 1970

Description	Location	Distribution of Costs		
		Utility (\$)	Others (\$)	Total (\$)
✓ Convert Overhead to Underground, Montgomery Palisades, Finney School, Byrd Street, east of Piccard (1 Phase - 380 Feet) Work Orders 504363, 504637 Completed April 27, 1970	City of San Diego	1,486	1,663	3,149
<i>NEW Folder</i> Convert Overhead to Underground, Scripps Ranch, Unit #1, East of Hwy 395, north of Pomerado Road (3 Phase - 2,500 Feet) Work Orders <u>501800</u> , <u>502086</u> Completed August 4, 1970	City of San Diego	15,830	22,781	38,611
<i>NEW Folder</i> Convert Overhead to Underground, Sorrento Valley Industrial, Park #4, Sorrento Road at Edelweiss (1 Phase - 70 Feet) (3 Phase - 770 Feet) Work Orders <u>503032</u> , <u>507515</u> Completed October 23, 1970	City of San Diego	9,776	20,333	30,109
✓ Convert Overhead to Underground, North Mirimar Ranch, Aviary Drive and Red Cedar Drive (1 Phase - 863 Feet) (3 Phase - 1,366 Feet) Work Orders 504320, 504322 Completed August 4, 1970	City of San Diego	22,719	18,718	41,437
✓ Convert Overhead to Underground, Admiral Hunte, Lookout Drive at Soledad Avenue (1 Phase - 720 Feet) Work Orders 506582, 506583 Completed July 2, 1970	City of San Diego	4,387	6,527	10,914
<i>NEW Folder</i> Convert Overhead to Underground, Jenner Street, west of South Coast Boulevard, La Jolla (3 Phase - 402 Feet) Work Orders <u>507561</u> , <u>508910</u> Completed July 31, 1970	City of San Diego	3,928	2,673	6,601

Rule 31B
San Diego Gas & Electric Company
Report on Conversions of Overhead to Underground
Electric Distribution Facilities
Year 1970

Description	Location	Distribution of Costs		
		Utility (\$)	Others (\$)	Total (\$)
✓ Convert Overhead to Underground, Riverview Unit #1, Palm Avenue east of Kedize Street (1 Phase - 720 Feet) Work Orders 509171, 509172 Completed November 2, 1970	City of San Diego	2,841	307	3,148
✓ Convert Overhead to Underground, Mission Plaza, Phase 1, San Diego Mission Road and Rancho Mission Road (1 Phase - 85 Feet) (3 Phase - 2,604 Feet) Work Orders 508669, 508670 Completed October 20, 1970	City of San Diego	1,308	39,161	40,469
✓ Convert Overhead to Underground, Old Town State Park, San Diego (1 Phase - 1,240 Feet) (3 Phase - 1,256 Feet) Work Orders 298138, 298139 Completed December 30, 1970	City of San Diego	(1,984)	61,226	59,242
✓ Convert Overhead to Underground, Mirimar Road, Industrial Ranch, Mirimar (3 Phase - 600 Feet) Work Orders 509912, 509913 Completed December 23, 1970	City of San Diego	8,188	6,958	15,146
Total City of San Diego		<u>68,479</u>	<u>180,347</u>	<u>248,826</u>
✓ Convert Overhead to Underground, R & B Developers, Coronado, First Avenue north of "A" Avenue (3 Phase - 385 Feet) Work Orders 508906, 509531 Completed November 29, 1970	City of Coronado	1,079	3,309	4,388
✓ Convert Overhead to Underground, Jackson Drive, north of Grossmont Boulevard, La Mesa (3 Phase - 1,037 Feet) Work Orders 509231, 509232 Completed October 28, 1970	City of La Mesa	6,192	11,268	17,460

Rule 31B
 San Diego Gas & Electric Company
 Report on Conversions of Overhead to Underground
 Electric Distribution Facilities
 Year 1970

Description	Location	Distribution of Costs		
		Utility (\$)	Others (\$)	Total (\$)
✓ Convert Overhead to Underground, Old Mission Village #2, Pala Road east of Peyri Drive (3 Phase - 740 Feet) Work Orders 503524, 503525 Completed February 16, 1970	City of Oceanside	4,077	5,630	9,707
✓ Convert Overhead to Underground, Bennette Avenue, north of Mission Road (3 Phase - 1,003 Feet) Work Orders 505796, 505797 Completed October 9, 1970	City of San Marcos	6,491	8,633	15,124
Total County of San Diego - Incorporated		<u>17,839</u>	<u>28,840</u>	<u>46,679</u>
✓ Convert Overhead to Underground, W. Schofield, Via De Fortuna, east of La Crescenta, Rancho Santa Fe (1 Phase - 742 Feet) Work Orders 502522, 502523 Completed February 17, 1970	County of San Diego	1,004	2,292	3,296
Total County of San Diego - Unincorporated		<u>1,004</u>	<u>2,292</u>	<u>3,296</u>
Total County of San Diego		<u>87,322</u>	<u>211,479</u>	<u>298,801</u>
		11,698	18,676	30,374
		<u>99,020</u>	<u>230,155</u>	<u>329,174</u>
✓ Convert Overhead to Underground, Tract 6929 and 6977 Interstate 5, Via Sacramento to Calle Juanita, Capistrano Beach (1 Phase - 1,132 Feet) (3 Phase - 1,331 Feet) Work Orders 503498, 505771 Completed September 14, 1970	Orange County	11,698	18,676	30,374
Total County of Orange		<u>11,698</u>	<u>18,676</u>	<u>30,374</u>

Rule 31C
San Diego Gas & Electric Company
Report on Conversions of Overhead to Underground
Electric Distribution Facilities
Year 1970

Description	Location	Distribution of Costs		
		Utility (\$)	Other (\$)	Total (\$)
Convert Overhead to Underground, Balboa and Genesee, Professional Building Annex (3 Phase - 80 Feet) Work Orders <u>299236</u> , 503760* Completed February 3, 1970	City of San Diego	3,056	1,897	4,953
Convert Overhead to Underground, Armour O.I.C., San Antonio Place, east of Rosecrans, Point Loma (1 Phase - 130 Feet) Work Orders 509550, 509574 Completed October 29, 1970	City of San Diego	<u>1,265</u>	<u>1,170</u>	<u>2,435</u>
Total City of San Diego		<u>4,321</u>	<u>3,067</u>	<u>7,388</u>
Convert Overhead to Underground, Lowder Lane, south of Palomar Airport Road (1 Phase - 361 Feet) (3 Phase - 711 Feet) Work Orders 506548, 506549 Completed April 13, 1970	City of Carlsbad	3,671	15,384	19,055
Convert Overhead to Underground, Kingswood Unit, #1 and #2, Hilltop Drive at Reinstra Street (1 Phase - 35 Feet) (3 Phase - 284 Feet) Work Orders 506569, 506588 and 506936 Completed September 24, 1970	City of Chula Vista	3,582	6,140	9,722
Convert Overhead to Underground, Stratford Court, south of Fourth, Del Mar (1 Phase - 185 Feet) Work Orders 509928, 510253 Completed December 30, 1970	City of Del Mar	188	1,633	1,821
Convert Overhead to Underground, Escondido Tract 149, Portola Avenue, north and east of LaMirada Way (3 Phase - 150 Feet) Work Orders 505764, 506865 Completed May 27, 1970	City of Escondido	(178)	2,081	1,903

Rule 31C
 San Diego Gas & Electric Company
 Report on Conversions of Overhead to Underground
 Electric Distribution Facilities
 Year 1970

Description	Location	Distribution of Costs		
		Utility (\$)	Other (\$)	Total (\$)
Convert Overhead to Underground, Lake Park Apartments, Lake Murray Boulevard at Baltimore Drive (3 Phase - 1,505 Feet) Work Orders 502313, 502314 Completed August 20, 1970	City of La Mesa	<u>15,053</u>	<u>28,008</u>	<u>43,061</u>
Total County of San Diego - Incorporated		<u>22,316</u>	<u>53,246</u>	<u>75,562</u>
✓ Convert Overhead to Underground, "B" Street, between Fourth and Fifth, Encinitas (3 Phase - 160 Feet) Work Orders 506892, 506893 Completed August 2, 1970	County of San Diego	1,254	2,270	3,524
✓ Convert Overhead to Underground, Pala Mesa Country Club, Tecolote Drive, west of Hwy 395 (3 Phase - 775 Feet) Work Orders 506164, 506165 Completed April 28, 1970	County of San Diego	(204)	5,491	5,287
✓ Convert Overhead to Underground, Dale Bud Long, east of Lago Lindo, south of El Camino Del Norte, Rancho Santa Fe (1 Phase - 115 Feet) Work Orders 509440, 509441 Completed September 1, 1970	County of San Diego	118	378	496
<i>New folder</i> Convert Overhead to Underground, Byron C. Patten, Jr., north side La Crecenta, west of Via De Fortuna Rancho Santa Fe (1 Phase - 165 Feet) Work Orders 509454 , 509455 Completed September 25, 1970	County of San Diego	<u>274</u>	<u>1,265</u>	<u>1,539</u>
Total County of San Diego - Unincorporated		<u>1,442</u>	<u>9,404</u>	<u>10,846</u>
Total San Diego County		<u>28,079</u>	<u>65,717</u>	<u>93,796</u>
		3,799	10,021	13,820
	31C	31,878	75,738	107,616
	31B	99,020	230,155	329,175
	TOTAL	130,898	305,893	436,791

Rule 31C
 San Diego Gas & Electric Company
 Report on Conversions of Overhead to Underground
 Electric Distribution Facilities
 Year 1970

<u>Description</u>	<u>Location</u>	<u>Distribution of Costs</u>		
		<u>Utility</u> (<u>\$</u>)	<u>Other</u> (<u>\$</u>)	<u>Total</u> (<u>\$</u>)
Convert Overhead to Underground, Avery Parkway at Interstate 5 (3 Phase - 330 Feet) Work Orders 502228, 503019 and 503020 Completed December 4, 1970	Orange County	<u>3,799</u>	<u>10,021</u>	<u>13,820</u>
Total County of Orange		<u>3,799</u>	<u>10,021</u>	<u>13,820</u>

937

Other Conversions
 San Diego Gas & Electric Company
 Report on Conversions of Overhead to Underground
 Electric Distribution Facilities
 Year 1970

<u>Description</u>	<u>Location</u>	<u>Distribution of Costs</u>		
		<u>Utility</u> (<u>\$</u>)	<u>Other</u> (<u>\$</u>)	<u>Total</u> (<u>\$</u>)
✓ Convert Overhead to Underground, First Avenue, between Ash and Beech Streets (3 Phase - 140 Feet) Work Orders 504638, 504639 Completed May 23, 1970	City of San Diego	24,809		24,809
<i>New Folder</i> Convert Overhead to Underground, Emerald Hills Annex #1, west side Kelton Road, south of Hwy 94 (3 Phase - 350 Feet) Work Orders 503572 , 504597 Completed August 27, 1970	City of San Diego	4,013		4,013
Total City of San Diego		<u>28,822</u>		<u>28,822</u>

Rule 31A
 San Diego Gas & Electric Company
 Report on Conversions of Overhead to Underground
 Electric Distribution Facilities
 Year 1970

1971
REC'd

Description	Location	Distribution of Costs		
		Utility (\$)	Others (\$)	Total (\$)
Convert Overhead to Underground, Sports Arena Boulevard, Rosecrans to Midway (1 Phase - 528 Feet) (3 Phase - 6,003 Feet) Work Orders 299707, 505757 Completed June 15, 1970	City of San Diego	158,986 ✓		158,986 ✓
Total City of San Diego		<u>158,986</u>		<u>158,986</u>
Convert Overhead to Underground, State Street, Elm to Beech (3 Phase - 1,424 Feet) Work Orders 299182, 304054 and 506202 Completed June 26, 1970	City of Carlsbad	71,274 ✓		71,274
Convert Overhead to Underground, Mission Avenue, Reidy Creek to Broadway and Escondido Boulevard, Mission to Freeway 78 (1 Phase - 369 Feet) (3 Phase - 3,909 Feet) Work Orders 506963, 506964 Completed December 28, 1970	City of Escondido	131,703 ✓		131,703
NOTE: An equivalent relocation credit of \$13,166 was allowed on this project.		-13,166 relocation S/B \$118,537 credit		
Convert Overhead to Underground, Euclid Avenue, Fourth to Division (1 Phase - 360 Feet) (3 Phase - 4,370 Feet) Work Orders 299739, 299740 • Completed February 25, 1970	City of National City	109,190 ✓		109,190
Total County of San Diego - Incorporated		<u>312,167</u>		<u>312,167</u>
Total County of San Diego		<u>471,153</u>		<u>471,153</u>

*not adjusted
anywhere*

471,153

*Total
1970
appended*

FUG 100
C. 8209

March 28, 1972

Public Utilities Commission
State of California
State Building
San Francisco, California 94102

Attention: Mr. William R. Johnson
Secretary

Gentlemen:

In accordance with Ordering Paragraph 7 of Decision T3078 - Case 8209, San Diego Gas & Electric Company is submitting herewith a full report on conversion work completed during the year 1971, including a list and description of each project and indicating the distribution of costs as between the Utility and others.

This report includes those jobs that were completed during the year 1971 and through January 14, 1972 whether or not the job was classified. It does not include any expenditures of funds for jobs started prior to the end of 1971 but not completed.

Yours very truly,

SAN DIEGO GAS & ELECTRIC COMPANY

/s/ JOHN H. WOY
By JOHN H. WOY
Vice President-Rates & Valuation

/JHW:crt/

Attachment

cc v/att: CPUC -
Los Angeles

bc/att - WAZitlau FMKlauber AGStrachan
 REMorris WBJohnstone Jr RRHiggins
 CMLaffoon CHAmes JCCarnahan
 MREngler Jr JEThomas FHAult

RECEIVED
San Diego Gas & Electric Co.
MAR 28 1972
RATE & VALUATION
DEPARTMENT

Total Summary
 -By Rule-
 San Diego Gas & Electric Company
 Report on Conversions of Overhead to Underground
 Electric Distribution Facilities
 Year 1971

Description	Location	Distribution of Costs		
		Utility \$	Others \$	Total \$
31A	City of San Diego	1 179 115		1 179 115
	City of Chula Vista	256 275		256 275
	City of El Cajon	236 279		236 279
	City of La Mesa	203 851		203 851
	City of San Clemente	51 463		51 463
	County of San Diego - Unincorporated	361 456		361 456
	Total 31A		2 288 439	
31B	City of San Diego	262 404	243 136	505 540
	City of National City	2 793	9 196	11 989
	City of La Mesa	10 822	39 563	50 385
	City of Vista	1 702	1 619	3 321
	City of San Marcos	9 349	13 201	22 550
	City of San Clemente	8 003	14 317	22 320
	County of San Diego-Unincorporated	15 782	53 787	69 569
Total 31B		310 855	374 819	685 674
31C	City of San Diego	3 620	11 942	15 562
	City of Escondido	6 279	8 377	14 656
	City of La Mesa	3 925	16 251	20 176
	City of El Cajon	1 754	3 409	5 163
	City of San Juan Capistrano	11 812	2 447	14 259
	County of San Diego-Unincorporated	3 658	4 708	8 366
	Total 31C		31 048	47 134
Total Rule 31 Conversions		2 630 342	421 953	3 052 295
Other Conversions	City of San Diego	2 292		2 292
	County of San Diego	5 296		5 296
	Total Other Conversions	7 588		7 588
Total Conversions		2 637 930	421 953	3 059 883

Total Summary
-By County-
San Diego Gas & Electric Company
Report on Conversions of Overhead to Underground
Electric Distribution Facilities
Year 1971

Location	<u>Distribution of Costs</u>		
	<u>Utility</u>	<u>Others</u>	<u>Total</u>
	\$	\$	\$
County of San Diego			
Rule 31A	2 236 976		2 236 976
31B	302 852	360 502	663 354
31C	19 236	44 687	63 923
Others	<u>7 588</u>		<u>7 588</u>
Total	<u>2 566 652</u>	<u>405 189</u>	<u>2 971 841</u>
County of Orange			
Rule 31A	51 463		51 463
31B	8 003	14 317	22 320
31C	11 812	2 447	14 259
Others			
Total	<u>71 278</u>	<u>16 764</u>	<u>88 042</u>
Total Conversions	<u>2 637 930</u>	<u>421 953</u>	<u>3 059 883</u>

NOTE: This report relates only to utility-owned facilities, expenditures by customers and political entities to convert their own facilities to underground are not included.

RULE 31A

SAN DIEGO GAS & ELECTRIC COMPANY
 REPORT ON CONVERSIONS OF OVERHEAD TO UNDERGROUND
 ELECTRIC DISTRIBUTION FACILITIES
 YEAR 1971

<u>Description</u>	<u>Location</u>	<u>Distribution of Costs</u>		
		<u>Utility</u> (<u>\$</u>)	<u>Others</u> (<u>\$</u>)	<u>Total</u> (<u>\$</u>)
Convert Overhead to Underground, Linda Vista Road, Genesee to Tait & Ulric, Linda Vista Road to Tait (1 Phase - 2,285 Feet) (3 Phase - 9,235 Feet) Work Orders 5062120, 5062130 and 5128440 Completed May 12, 1971	City of San Diego	318 690 ✓		318 690
NOTE: Actual cost includes an equivalent relocation credit of \$14,048				
Convert Overhead to Underground, Old Town - Phase 2, Part B and Part C (1 Phase - 3,370 Feet) (3 Phase - 4,568 Feet) Work Orders 5061940, 5086640, 5061950, 5086650, 5115470 and 5115480 Completed June 25, 1971	City of San Diego	291 931 ✓		291 931
Convert Overhead to Underground, Skyline Park, Skyline Drive Between Gribble and Cardiff (1 Phase - 505 Feet) (3 Phase - 1,426 Feet) Work Orders 5095320 and 5095330 Completed October 15, 1971	City of San Diego	45 165 ✓		45 165
Convert Overhead to Underground, University Avenue, 28th to 33rd Street (1 Phase - 1,400 Feet) (3 Phase - 4,334 Feet) Work Orders 5102081, 5102080, 5095300, 5102070, 5095290, 5101880 and 5101890 Completed October 21, 1971	City of San Diego	388 501 ✓		388 501

RULE 31A
 SAN DIEGO GAS & ELECTRIC COMPANY
 REPORT ON CONVERSIONS OF OVERHEAD TO UNDERGROUND
 ELECTRIC DISTRIBUTION FACILITIES
 YEAR 1971

<u>Description</u>	<u>Location</u>	<u>Distribution of Costs</u>		
		<u>Utility</u> (<u>\$</u>)	<u>Others</u> (<u>\$</u>)	<u>Total</u> (<u>\$</u>)
Convert Overhead to Underground Imperial Avenue, 40th to 46th Street (1 Phase - 780 Feet) (3 Phase - 4,260 Feet) Work Orders 5092280, 5092281 and 5092290 Completed January 8, 1972	City of San Diego	62 512 ✓		62 512
NOTE: Actual cost includes an equivalent relocation credit of \$6,421.				
Convert Overhead to Underground Linda Vista Road, Romelle Avenue to Seldon Court (3 Phase - 1,250 Feet) Work Orders 5155680 and 5155685 Completed January 14, 1972	City of San Diego	45 647 ✓		45 647
Convert Overhead to Underground University Avenue, Park to Center (1 Phase - 170 Feet) (3 Phase - 80 Feet) Work Orders 5163421 and 5163426 Completed January 10, 1972	City of San Diego	11 350 ✓		11 350
Convert Overhead to Underground Hwy. 109 at Mission Bay Drive, Mission Bay Drive to Camulas (3 Phase - 410 Feet) Work Orders 5178030 and 5178035 Completed December 7, 1971	City of San Diego	<u>15 319</u> ✓		<u>15 319</u>
Total City of San Diego		<u>1 179 115</u>		<u>1 179 115</u>

RULE 31A
 SAN DIEGO GAS & ELECTRIC COMPANY
 REPORT ON CONVERSIONS OF OVERHEAD TO UNDERGROUND
 ELECTRIC DISTRIBUTION FACILITIES
 YEAR 1971

Description	Location	Distribution of Costs		
		Utility (\$)	Others (\$)	Total (\$)
Convert Overhead to Underground "H" Street I-5 to Third Avenue (1 Phase - 2,150 Feet) (3 Phase - 5,620 Feet) Work Orders 5109830, 5112090 and 5120320 Completed November 24, 1971	City of Chula Vista	256 275 ✓		256 275
Convert Overhead to Underground Magnolia Avenue Between Madison and Main (1 Phase - 1,517 Feet) (3 Phase - 2,860 Feet) Work Orders 5062140 and 5062150 Completed August 4, 1971	City of El Cajon	236 279 ✓		236 279
Convert Overhead to Underground Jackson Drive South of Fletcher Parkway (1 Phase - 575 Feet) (3 Phase - 2,285 Feet) Work Orders 5120330 and 5120340 Completed August 24, 1971	City of La Mesa	203 851 ✓		203 851
Total Incorporated Cities-County of San Diego		<u>1 875 520</u>		<u>1 875 520</u>
Convert Overhead to Underground El Camino Real, Olivenhain Road to Palomar Airport Road (1 Phase - 545 Feet) (3 Phase - 8,440 Feet) Work Orders 5062160, 5062170 and 5216620 Completed December 28, 1971	County of San Diego	205 126 ✓		205 126
Convert Overhead to Underground Plaza Street and Pacific Hwy., Solana Beach (1 Phase - 636 Feet) Work Orders 5120300 and 5120310 Completed June 17, 1971	County of San Diego	7 913 ✓		7 913

RULE 31A
 SAN DIEGO GAS & ELECTRIC COMPANY
 REPORT ON CONVERSIONS OF OVERHEAD TO UNDERGROUND
 ELECTRIC DISTRIBUTION FACILITIES
 YEAR 1971

<u>Description</u>	<u>Location</u>	<u>Distribution of Costs</u>		
		<u>Utility</u> (<u>\$</u>)	<u>Others</u> (<u>\$</u>)	<u>Total</u> (<u>\$</u>)
Convert Overhead to Underground Lomas Santa Fe Drive, Old Hwy. 101 to Sun Valley Road (1 Phase - 2,270 Feet) (3 Phase - 2,555 Feet) Work Orders 5062050 and 5062060 Completed January 12, 1972	County of San Diego	87 436 ✓		87 436
NOTE: Actual cost includes an equivalent relocation credit of \$2,974				
Convert Overhead to Underground Imperial Avenue, 40th to 46th Street (1 Phase - 184 Feet) (3 Phase - 516 Feet) Work Orders 5092280, 5092281 and 5092290 Completed January 8, 1972	County of San Diego	30 263 ✓		30 263
NOTE: Actual cost includes an equivalent relocation credit of \$3,108				
Convert Overhead to Underground Potrero Park, Potrero Valley Road, North of Hwy. 94 (1 Phase - 2,650 Feet) (3 Phase - 3,225 Feet) Work Orders 5138630 and 5138635 Completed January 14, 1972	County of San Diego	<u>30 718</u> ✓		<u>30 718</u>
Total Unincorporated County of San Diego		<u>361 456</u>		<u>361 456</u>
Total County of San Diego		<u>2 236 976</u>		<u>2 236 976</u>

RULE 31A
 SAN DIEGO GAS & ELECTRIC COMPANY
 REPORT ON CONVERSIONS OF OVERHEAD TO UNDERGROUND
 ELECTRIC DISTRIBUTION FACILITIES
 YEAR 1971

<u>Description</u>	<u>Location</u>	<u>Distribution of Costs</u>		
		<u>Utility</u> (<u>\$</u>)	<u>Others</u> (<u>\$</u>)	<u>Total</u> (<u>\$</u>)
Convert Overhead to Underground Hillcrest Area, Avenida Presido, North of Calle Cortez (3 Phase - 1,560 Feet) Work Orders 5119900 and 5119905 Completed November 12, 1971	City of San Clemente	<u>51 463</u> ✓		<u>51 463</u>
Total County of Orange		<u>51 463</u>		<u>51 463</u>
Total Rule 31A Conversions		<u><u>2 288 439</u></u>		<u><u>2 288 439</u></u>

RULE 31B
 SAN DIEGO GAS & ELECTRIC COMPANY
 REPORT ON CONVERSIONS OF OVERHEAD TO UNDERGROUND
 ELECTRIC DISTRIBUTION FACILITIES
 YEAR 1971

<u>Description</u>	<u>Location</u>	<u>Distribution of Costs</u>		
		<u>Utility</u> (<u>\$</u>)	<u>Others</u> (<u>\$</u>)	<u>Total</u> (<u>\$</u>)
Convert Overhead to Underground, Vista De Miguel #4, Glen Vista St., north of Paradise Valley Road (3 Phase - 850 Feet) Work Orders 5054260, 5117700 Completed June 29, 1971	City of San Diego	4 173	10 299	14 472
Convert Overhead to Underground, Fed Mart Warehouse, Miramar Rd. west of Carroll Canyon Rd. (3 Phase - 803 Feet) Work Orders 5123850, 5123860 Completed April 20, 1971	City of San Diego	9 591	11 339	20 930
Convert Overhead to Underground, Dr. M.P. Koke, San Gorgonio, north of Perry St. (1 Phase - 138 Feet) Work Orders 5132440, 5132445 Completed June 7, 1971	City of San Diego	3 366	1 872	5 238
Convert Overhead to Underground, AVCO Community Developers, e/s Pomerado Rd., south of Bernardo Winery Road (3 Phase - 2,174 Feet) Work Orders 5137090, 5137095 Completed July 10, 1971	City of San Diego	404	31 554	31 958
Convert Overhead to Underground, Park Santa Fe Unit #1, Santa Fe St. north of Jutland Dr. (3 Phase - 1,285 Feet) Work Orders 5166380, 5166385 Completed November 9, 1971	City of San Diego	12 164	13 808	25 972
Convert Overhead to Underground, s/s Miramar Road, north of Consolidated Way (3 Phase - 1,515 Feet) Work Orders 5169130, 5169135 Completed December 10, 1971	City of San Diego	50 748	13 184	63 932

RULE 31B
 SAN DIEGO GAS & ELECTRIC COMPANY
 REPORT ON CONVERSIONS OF OVERHEAD TO UNDERGROUND
 ELECTRIC DISTRIBUTION FACILITIES
 YEAR 1971

<u>Description</u>	<u>Location</u>	<u>Distribution of Costs</u>		
		<u>Utility</u> (<u>\$</u>)	<u>Others</u> (<u>\$</u>)	<u>Total</u> (<u>\$</u>)
Convert Overhead to Underground, San Clemente Park Estates (3 Phase - 2,260 Feet) Work Orders 5020420, 5020440 Completed July 3, 1971	City of San Diego	20 183	19 188	39 371
Convert Overhead to Underground, Chateau Ville Improvement District (1 Phase - 4,750 Feet) (3 Phase - 968 Feet) Work Orders 5077710, 5077720 Completed April 9, 1971	City of San Diego	42 793	59 860	102 653
Convert Overhead to Underground, Northwest Corner, Hwy 395 and I-5 (3 Phase - 2,020 Feet) Work Orders 5082450, 5082460 Completed July 15, 1971	City of San Diego	18 038	19 728	37 766
Convert Overhead to Underground, Friars Professional Park, Mission Cntr. Rd. at Mission Cntr. Ct. (3 Phase - 2,965 Feet) Work Orders 5086470, 5086480, and 5128460 Completed August 17, 1971	City of San Diego	26 484	19 991	46 475
Convert Overhead to Underground, La Jolla Village Estates, Gilman Drive (3 Phase - 1,432 Feet) Work Orders 5095450, 5109950 Completed January 21, 1971	City of San Diego	66 912	17 504	84 416
Convert Overhead to Underground, Coronado Ave., 25th St. to Railroad Tracks (1 Phase - 145 Feet) (3 Phase - 810 Feet) Work Orders 5109680, 5117860 Completed October 5, 1971	City of San Diego	(760)	19 979	19 219

RULE 31B
 SAN DIEGO GAS & ELECTRIC COMPANY
 REPORT ON CONVERSIONS OF OVERHEAD TO UNDERGROUND
 ELECTRIC DISTRIBUTION FACILITIES
 YEAR 1971

<u>Description</u>	<u>Location</u>	<u>Distribution of Costs</u>		
		<u>Utility</u> (\$)	<u>Others</u> (\$)	<u>Total</u> (\$)
Convert Overhead to Underground, Hancock St. south of Houston St. (3 Phase - 353 Feet) Work Orders 5033380, 5124160 Completed August 29, 1971	City of San Diego	8 308	4 830	13 138
Total City of San Diego		262 404	243 136	505 540
Convert Overhead to Underground, Ganar Plaza (3 Phase - 190 Feet) Work Orders 5102590, 5102600 Completed January 19, 1971	City of Vista	1 702	1 619	3 321
Convert Overhead to Underground, Calle Abajo, north of Valley Road (1 Phase - 498 Feet) (3 Phase - 704 Feet) Work Orders 5111650, 5111660 Completed January 13, 1971	City of National City	2 793	9 196	11 989
Convert Overhead to Underground, Baltimore Dr. north of Hwy 80 (1 Phase - 5,050 Feet) (3 Phase - 830 Feet) Work Orders 5078470, 5132860 Completed October 6, 1971	City of La Mesa	10 822	39 563	50 385
Convert Overhead to Underground, Bennett Ave. north of Rocksprings Road (1 Phase - 131 Feet) (3 Phase - 1,897 Feet) Work Orders 5095370, 5099460 Completed January 27, 1971	City of San Marcos	9 349	13 201	22 550
Total Incorporated Cities - County of San Diego		287 070	306 715	593 785

RULE 31B
 SAN DIEGO GAS & ELECTRIC COMPANY
 REPORT ON CONVERSIONS OF OVERHEAD TO UNDERGROUND
 ELECTRIC DISTRIBUTION FACILITIES
 YEAR 1971

<u>Description</u>	<u>Location</u>	<u>Distribution of Costs</u>		
		<u>Utility</u> (<u>\$</u>)	<u>Others</u> (<u>\$</u>)	<u>Total</u> (<u>\$</u>)
Convert Overhead to Underground, U.S. Hwy 76 (PP S/W) N - west of Pauma Valley Road (1 Phase - 690 Feet) (3 Phase - 1,630 Feet) Work Orders 5099320, 5099330, and 5128360 Completed October 8, 1971	County of San Diego	14 573	35 900	50 473
Convert Overhead to Underground, St. Andrew Dr. east of Valle Verde Road (3 Phase - 1,500 Feet) Work Orders 5119940, 5123680 Completed September 15, 1971	County of San Diego	(696)	10 932	10 236
Convert Overhead to Underground, Via Maria Elena south of Camino Del Rey, Bonsall (3 Phase - 1,200 Feet) Work Orders 5163770, 5163775 Completed January 18, 1972	County of San Diego	1 905	6 955	8 860
Total Unincorporated County of San Diego		<u>15 782</u>	<u>53 787</u>	<u>69 569</u>
Total County of San Diego		<u>302 852</u>	<u>360 502</u>	<u>663 354</u>
Convert Overhead to Underground, Hillcrest Area, Avenita San Carlos, north of Levante (3 Phase - 2,550 Feet) Work Orders 5119901, 5119906 Completed November 16, 1971	City of San Clemente	8 003	14 317	22 320
Total County of Orange		<u>8 003</u>	<u>14 317</u>	<u>22 320</u>
Total Rule 31B Conversions		<u><u>310 855</u></u>	<u><u>374 819</u></u>	<u><u>685 674</u></u>

RULE 31C
 SAN DIEGO GAS & ELECTRIC COMPANY
 REPORT ON CONVERSIONS OF OVERHEAD TO UNDERGROUND
 ELECTRIC DISTRIBUTION FACILITIES
 YEAR 1971

<u>Description</u>	<u>Location</u>	<u>Distribution of Costs</u>		
		<u>Utility</u> (\$)	<u>Others</u> (\$)	<u>Total</u> (\$)
Convert Overhead to Underground, Richard C. Bergen Co., Gage Dr. (PPW) approximately 500' south of Dupont St. (1 Phase - 200 Feet) Work Orders 5115710, 5138570 Completed May 18, 1971	City of San Diego	1 319	1 755	3 074
Convert Overhead to Underground, Camino Del Oro at Calle Prescott (3 Phase - 180 Feet) Work Orders 5123960, 5124050 Completed June 18, 1971	City of San Diego	1 589	1 278	2 867
Convert Overhead to Underground, Food Basket, north of University Ave. Alley, west of Fairmont (3 Phase - 360 Feet) Work Orders 5133030, 5133035 Completed May 11, 1971	City of San Diego	712	8 909	9 621
Total City of San Diego		<u>3 620</u>	<u>11 942</u>	<u>15 562</u>
Convert Overhead to Underground, Escondido Village Mall (3 Phase - 925 Feet) Work Orders 5078460, 5081680 Completed February 19, 1971	City of Escondido	6 279	8 377	14 656
Convert Overhead to Underground, Lake Murray Blvd. at Cowles Mtn. Blvd. (3 Phase - 1,000 Feet) Work Orders 5128581, 5128580 Completed October 6, 1971	City of La Mesa	3 925	16 251	20 176
Convert Overhead to Underground, Greenfield Dr. w/o Orchard Ave. (1 Phase - 90 Feet) (3 Phase - 370 Feet) Work Orders 5107680, 5142000 Completed October 5, 1971	City of El Cajon	1 754	3 409	5 163
Total Incorporated Cities - County of San Diego		<u>15 578</u>	<u>39 979</u>	<u>55 557</u>

RULE 31C
 SAN DIEGO GAS & ELECTRIC COMPANY
 REPORT ON CONVERSIONS OF OVERHEAD TO UNDERGROUND
 ELECTRIC DISTRIBUTION FACILITIES
 YEAR 1971

<u>Description</u>	<u>Location</u>	<u>Distribution of Costs</u>		
		<u>Utility</u> (<u>\$</u>)	<u>Others</u> (<u>\$</u>)	<u>Total</u> (<u>\$</u>)
Convert Overhead to Underground, Pomerado Rd., e/o La Manda, Poway (3 Phase - 425 Feet) Work Orders 5117460, 5124010 Completed June 11, 1971	County of San Diego	1 454	3 580	5 034
Convert Overhead to Underground, Pomerado Rd. to Roberto Way, Poway (3 Phase - 425 Feet) Work Orders 5127041, 5132430 Completed September 13, 1971	County of San Diego	2 204	1 128	3 332
Total Unincorporated County of San Diego		3 658	4 708	8 366
Total County of San Diego		19 236	44 687	63 923
Convert Overhead to Underground, Tract 7183, San Juan Capistrano (3 Phase - 180 Feet) Work Orders 5099560, 5110090 Completed July 30, 1971	City of San Juan Capistrano	11 812	2 447	14 259
Total County of Orange		11 812	2 447	14 259
Total Rule 31C Conversions		31 048	47 134	78 182

OTHER CONVERSIONS
 SAN DIEGO GAS & ELECTRIC COMPANY
 REPORT ON CONVERSIONS OF OVERHEAD TO UNDERGROUND
 ELECTRIC DISTRIBUTION FACILITIES
 YEAR 1971

<u>Description</u>	<u>Location</u>	<u>Distribution of Costs</u>		
		<u>Utility</u> (<u>\$</u>)	<u>Others</u> (<u>\$</u>)	<u>Total</u> (<u>\$</u>)
Convert Overhead to Underground, north of San Luis Rey River Bed, s/e. of Cole Grade, Pauma Valley (3 Phase - 210 Feet) Work Orders 5069550, 5077740 Completed August 30, 1971	County of San Diego	5 296		5 296
Convert Overhead to Underground, Montgomery Field, Aero Dr. at Afton Rd. (3 Phase - 291 Feet) Work Orders 5157630, 5157635 Completed July 16, 1971	City of San Diego	2 292		2 292
 Total Rule 31 Other Conversions		<u>7 588</u>		<u>7 588</u>

March 23, 1973

PUG 100
C. 8209

1972

Public Utilities Commission
State of California
State Building
San Francisco, California 94102

Attention: Mr. William R. Johnson
Secretary

Gentlemen:

In accordance with Ordering Paragraph 7 of Decision 73078 - Case 8209, San Diego Gas & Electric Company is submitting herewith a full report on conversion work completed during the year 1972, including a list and description of each project and indicating the distribution of costs as between the utility and others.

This report includes those jobs that were completed during the year 1972 and through January 16, 1973 whether or not the job was classified. It does not include any expenditures of funds for jobs started prior to the end of 1972 but not completed.

Very truly yours,

SAN DIEGO GAS & ELECTRIC COMPANY

By _____
JOHN H. WOY
Vice President-Rates & Valuation

Attachment
cc w/att: CPUC -
Los Angeles

bcc w/att: W. A. Zitlau P. M. Klauber
 R. E. Morris W. B. Johnstone Jr.
 C. M. Laffoon C. H. Ames
 M. R. Engler Jr. J. E. Thomas

bcc wo/att: A. G. Strachan
 R. R. Higgins
 J. C. Carnahan
 R. L. Bracy
 F. P. Williams

Total Summary
 -By Rule-
 San Diego Gas & Electric Company
 Report on Conversions of Overhead to Underground
 Electric Distribution Facilities
 Year 1972

Description	Location	Distribution of Costs		
		Utility \$	Others \$	Total \$
31A	City of Carlsbad	100 867		100 867
	City of Chula Vista	51 598		51 598
	City of Coronado	97 620		97 620
	City of Del Mar	65 909		65 909
	City of La Mesa	216 109		216 109
	City of Oceanside	140 879		140 879
	City of San Diego	2 152 375		2 152 375
	City of Vista	130 104		130 104
	City of San Clemente	18 452		18 452
	County of San Diego - Unincorporated	750 610		750 610
	Total 31A (22)	3 724 523		3 724 523
31B	City of San Diego	211 392	274 593	485 985
	City of San Marcos	2 117	2 953	5 070
	County of San Diego - Unincorporated	68 691	346 359	415 050
	City of San Clemente	11 650	14 867	26 517
	County of Orange - Unincorporated	7 629	24 055	31 684
	Total 31B (18)	301 479	662 827	964 306
		31C - 67,410	93,858	161,268
		31B - 301,479	662,827	964,306
		(39) 211 - 368,889	756,685	1,125,574
31C	City of Carlsbad	(1 006)	3 654	2 648
	City of Del Mar	4 732	4 641	9 373
	City of La Mesa	577	3 194	3 771
	City of San Diego	48 546	58 990	107 536
	City of San Marcos	42	1 846	1 888
	City of Vista	4 758	6 662	11 420
	County of San Diego - Unincorporated	9 761	14 871	24 632
	Total 31C (21)	67 410	93 858	161 268
	Total Rule 31 Conversions	4 093 412	756 685	4 850 097
Other Conversions	City of Escondido	4 861	100	4 961
	Total Other Conversions	4 861	100	4 961
	Total Conversions	4 098 273	756 785	4 855 058

Total Summary
 -By County-
 San Diego Gas & Electric Company
 Report on Conversions of Overhead to Underground
 Electric Distribution Facilities
 Year 1972

Location	<u>Distribution of Costs</u>		
	<u>Utility</u>	<u>Others</u>	<u>Total</u>
	\$	\$	\$
County of San Diego			
Rule 31A	3 706 071		3 706 071
31B	282 200	623 905	906 105
31C	67 410	93 858	161 268
Others	<u>4 861</u>	<u>100</u>	<u>4 961</u>
Total	<u>4 060 542</u>	<u>717 863</u>	<u>4 778 405</u>
County of Orange			
Rule 31A	18 452		18 452
31B	19 279	38 922	58 201
31C			
Others	<u> </u>	<u> </u>	<u> </u>
Total	<u>37 731</u>	<u>38 922</u>	<u>76 653</u>
Total Conversions	<u><u>4 098 273</u></u>	<u><u>756 785</u></u>	<u><u>4 855 058</u></u>

NOTE: This report relates only to utility-owned facilities, expenditures by customers and political entities to convert their own facilities to underground are not included.

RULE 31A

SAN DIEGO GAS & ELECTRIC COMPANY
 REPORT ON CONVERSIONS OF OVERHEAD TO UNDERGROUND
 ELECTRIC DISTRIBUTION FACILITIES
 YEAR 1972

Description	Location	Distribution of Costs		
		Utility (\$)	Others (\$)	Total (\$)
Convert Overhead to Underground, Elm Avenue, State Street to In- terstate 5 (1 Phase - 998') (3 Phase - 2346') Work Orders 5181950 and 5181955 Completed September 18, 1972	City of Carlsbad	100 867 ✓		100 867
Convert Overhead to Underground, "J" Street, Interstate 5 to East Park Lane (1 Phase - 1676') (3 Phase - 1856') Work Orders 5197960 and 5197965 Completed August 31, 1972	City of Chula Vista	51 598 ✓		51 598
NOTE: Actual cost includes an equivalent relocation credit of \$9,901				
Convert Overhead to Underground, Strand Way at Civic Center (1 Phase - 180') (3 Phase - 2500') Work Orders 5160080 and 5160085 Completed January 17, 1972	City of Coronado	97 620 ✓		97 620
Convert Overhead to Underground, Camino del Mar 14th to 15th Streets (1 Phase - 70') (3 Phase - 1224') Work Orders 5173100 and 5173105 Completed March 9, 1972	City of Del Mar	65 909 ✓		65 909

RULE 31A

SAN DIEGO GAS & ELECTRIC COMPANY
 REPORT ON CONVERSIONS OF OVERHEAD TO UNDERGROUND
 ELECTRIC DISTRIBUTION FACILITIES
 YEAR 1972

Description	Location	Distribution of Costs		
		Utility (\$)	Others (\$)	Total (\$)
Convert Overhead to Underground Baltimore - Morningside Fletcher Parkway to Spring Street (1 Phase - 150') (3 Phase - 3085') Work Orders 5187930 and 5187937 Completed November 27, 1972	City of La Mesa	216 109		216 109
NOTE: Actual cost includes an equivalent relocation credit of \$10,649.				
Convert Overhead to Underground The Strand 3rd to 9th and Pacific Street - 1st to Wisconsin Street (1 Phase - 490') (3 Phase - 3100') Work Orders 5062260, 5062261 and 5062270 Completed March 30, 1972	City of Oceanside	140 879		140 879
Convert Overhead to Underground Genesee, Mt. Alifan to Governor and Portion Clairemont Mesa Blvd. (1 Phase - 1085') (3 Phase - 5137') Work Orders 509880, 5098805 and 5098806 Completed April 28, 1972	City of San Diego	263 550		263 550
Convert Overhead to Underground Pacific Hwy and Harbor Drive Broadway to Sassafras (1 Phase - 495') (3 Phase - 5535') Work Orders 5174360 and 5174365 Completed January 16, 1973	City of San Diego	342 767		342 767

RULE 31A

SAN DIEGO GAS & ELECTRIC COMPANY
 REPORT ON CONVERSIONS OF OVERHEAD TO UNDERGROUND
 ELECTRIC DISTRIBUTION FACILITIES
 YEAR 1972

Description	Location	Distribution of Costs		
		Utility (\$)	Others (\$)	Total (\$)
Convert Overhead to Underground Miramar Rd. Adjacent to West Gate, Miramar Naval Air Station (3 Phase - 540') Work Orders 5182161 and 5182166 Completed December 13, 1972	City of San Diego	23 816 ✓		23 816
Convert Overhead to Underground Palm Avenue - Beyer to Kedzie (1 Phase - 1806') (3 Phase - 2260') Work Orders 5151450 and 5151455 Completed June 26, 1972	City of San Diego	115 400 ✓		115 400
Convert Overhead to Underground Knox Park Oceanview and Gloria (1 Phase - 1105') (3 Phase - 500') Work Orders 5169330 and 5169335 Completed February 9, 1972	City of San Diego	16 935 ✓		16 935
Convert Overhead to Underground North Harbor Drive Scott to Laurel (1 Phase - 150') (3 Phase - 2160') Work Orders 5153590 and 5153595 Completed March 3, 1972	City of San Diego	64 394 ✓		64 394
Convert Overhead to Underground Ardath Rd. La Jolla Scenic Drive North to Hidden Valley Rd. Torrey Pines Rd. (1 Phase - 660') (3 Phase - 5080') Work Orders 5189560 and 5189565 Completed June 23, 1972	City of San Diego	316 339 ✓		316 339

RULE 31A

SAN DIEGO GAS & ELECTRIC COMPANY
 REPORT ON CONVERSIONS OF OVERHEAD TO UNDERGROUND
 ELECTRIC DISTRIBUTION FACILITIES
 YEAR 1972

Description	Location	Distribution of Costs		
		Utility (\$)	Others (\$)	Total (\$)
Convert Overhead to Underground College Avenue Interstate 8 to Navajo (1 Phase - 2395') (3 Phase - 3738') Work Orders 5184710 and 5184715 Completed September 15, 1972	City of San Diego	213 037 ✓		213 037
Convert Overhead to Underground Mission Blvd Pacific Beach Dr. to Loring La Jolla Blvd - Loring to Turquoise (1 Phase - 1350') (3 Phase - 6850') Work Orders 5115371, 5115370, 5101920 and 5101930 Completed April 11, 1972	City of San Diego	567 093 ✓		567 093
Convert Overhead to Underground University Avenue College to 69th (1 Phase - 320') (3 Phase - 5035') Work Orders 5178020 and 5178025 Completed November 27, 1972	City of San Diego	229 044 ✓		229 044
Total City of San Diego		<u>2 152 375</u>		<u>2 152 375</u>
Convert Overhead to Underground West Vista Way Terricina to Ladode Loma (1 Phase - 410') (3 Phase - 2565') Work Orders 5173160 and 5173165 Completed November 8, 1972	City of Vista	130 104 ✓		130 104
NOTE: Actual cost includes an equivalent overhead relocation credit of \$19,031				
Total Incorporated Cities - County of San Diego		<u>2 955 461</u>		<u>2 955 461</u>

RULE 31A

SAN DIEGO GAS & ELECTRIC COMPANY
 REPORT ON CONVERSIONS OF OVERHEAD TO UNDERGROUND
 ELECTRIC DISTRIBUTION FACILITIES
 YEAR 1972

Description	Location	Distribution of Costs		
		Utility (\$)	Others (\$)	Total (\$)
Convert Overhead to Underground Avocado Campo Rd. (Hwy 94) to El Cajon City Limits (1 Phase - 4735') (3 Phase - 9535') Work Orders 5069740 and 5069730 Completed March 10, 1972	County of San Diego	412 785 ✓		412 785
NOTE: Actual cost includes an equivalent relocation credit of \$9,355.				
Convert Overhead to Underground Palm Imperial to Troy (1 Phase - 2395') (3 Phase - 3738') Work Orders 5069540 and 5069545 Completed September 20, 1972	County of San Diego	198 299 ✓		198 299
NOTE: Actual cost includes an equivalent relocation credit of \$13,783				
Convert Overhead to Underground Imperial Avenue (and Broadway) North to Broadway (1 Phase - 70') (3 Phase - 1030') Work Orders 5171760 and 5171765 Completed August 8, 1972	County of San Diego	80 934 ✓		80 934
Convert Overhead to Underground University Avenue 69th to 70th (1 Phase - None) (3 Phase - 710') Work Orders 5178021 and 5178026 Completed November 27, 1972	County of San Diego	58 592 ✓		58 592

RULE 31A

SAN DIEGO GAS & ELECTRIC COMPANY
 REPORT ON CONVERSIONS OF OVERHEAD TO UNDERGROUND
 ELECTRIC DISTRIBUTION FACILITIES
 YEAR 1972

Description	Location	Distribution of Costs		
		Utility (\$)	Others (\$)	Total (\$)
Total Unincorporated Area - County of San Diego		<u>750 610</u>		<u>750 610</u>
Total County of San Diego		<u>3 706 071</u>		<u>3 706 071</u>
Convert Overhead to Underground Riviera (1 Phase - 1080') (3 Phase - 1550') Work Orders 5136590 and 5136595 Completed April 12, 1972	City of San Clemente	<u>18 452</u>		<u>18 452</u>
Total County of Orange		<u>18 452</u>		<u>18 452</u>
Total Rule 31A Conversions		<u><u>3 724 523</u></u>		<u><u>3 724 523</u></u>

RULE 31B
 SAN DIEGO GAS & ELECTRIC COMPANY
 REPORT ON CONVERSIONS OF OVERHEAD TO UNDERGROUND
 ELECTRIC DISTRIBUTION FACILITIES
 YEAR 1972

Description	Location	Distribution of Costs		
		Utility (\$)	Others (\$)	Total (\$)
Convert Overhead to Underground, Linda Vista Rd. S/O Via Las Cumbres (3 Phase - 770') Work Orders 5149900 & 5149905 Completed December 11, 1971	City of San Diego	12 654	9 871	22 525
Convert Overhead to Underground, Harbor View Dr. E/O Banger St. (3 Phase - 5800') (1 Phase - 1500') Work Orders 5082180 & 5082190 Completed January 7, 1972	City of San Diego	76 605	119 968	196 573
Convert Overhead to Underground, Ronson Rd. & Mercury Road for Coldwell & Banker Ø 1 (3 Phase - 2243') (1 Phase - 70') Work Orders 5144880, 5144881, 5144885 & 5144886 Completed March 11, 1972	City of San Diego	46 908	62 025	108 933
Convert Overhead to Underground, Mission Center Road S/O Friars Rd. (3 Phase - 1655') (1 Phase - 400') Work Orders 5169070 & 5169075 Completed March 24, 1972	City of San Diego	51 650	37 585	89 235
Convert Overhead to Underground, La Jolla Shores Clubdominium, El Paseo Grande & Camino Delord (1 Phase - 233') Work Orders 5174310 & 5174315 Completed March 8, 1972	City of San Diego	2 609	3 586	6 195
Convert Overhead to Underground, S/O Clairemont Mesa Blvd, E/O Kearny Villa Road. (3 Phase - 790') Work Orders 5173050 & 5173055 Completed February 11, 1972	City of San Diego	8 444	19 699	28 143

RULE 31B
 SAN DIEGO GAS & ELECTRIC COMPANY
 REPORT ON CONVERSIONS OF OVERHEAD TO UNDERGROUND
 ELECTRIC DISTRIBUTION FACILITIES
 YEAR 1972

Description	Location	Distribution of Costs		
		Utility (\$)	Others (\$)	Total (\$)
Convert Overhead to Underground, Maplewood Hills #2, Palm and Delcardo (3 Phase - 800') Work Orders 5177702 & 5177705 Completed April 26, 1972	City of San Diego	2 560	863	3 423
Convert Overhead to Underground, Grantville Industrial Tract, Alvarado Road E/O Mission George Road (3 Phase - 715') Work Orders 5206270 & 5206275 Completed November 11, 1972	City of San Diego	6 401	6 636	13 037
Convert Overhead to Underground, Kearny Mesa Road S/O Miramar Road (3 Phase - 640') (1 Phase - 100') Work Orders 5234580 & 5234585 Completed September 14, 1972	City of San Diego	3 561	14 360	17 921
Total City of San Diego		211 392	274 593	485 985
Convert Overhead to Underground, San Marcos Unit #1, W/O Rancho Santa Fe Road (3 Phase - 1280') Work Orders 5120030, 5125910 & 5158530 Completed April 21, 1972	City of San Marcos	2 117	2 953	5 070
Total Incorporated Cities - County of San Diego		213 509	277 546	491 055
Convert Overhead to Underground, Sweetwater Springs Blvd, (PPN) N/O Jamacha Blvd. (3 Phase - 4844') Work Orders 5144900 & 5144905 Completed February 12, 1972	County of San Diego	17 495	66 081	83 576

RULE 31B
 SAN DIEGO GAS & ELECTRIC COMPANY
 REPORT ON CONVERSIONS OF OVERHEAD TO UNDERGROUND
 ELECTRIC DISTRIBUTION FACILITIES
 YEAR 1972

Description	Location	Distribution of Costs		
		Utility (\$)	Others (\$)	Total (\$)
Convert Overhead to Underground, Via Maria Elena & Via De La Flor (3 Phase - 1200') Work Orders 5163770 & 5163775 Completed January 8, 1972	County of San Diego	1 905	6 955	8 860
Convert Overhead to Underground De Anza Golf Estates, Pointing Rock @ Lazy S Drive (3 Phase - 15800') (1 Phase - 11200') Work Orders 5163490 & 5163495 Completed May 1, 1972	County of San Diego	32 056	239 943	271 999
Convert Overhead to Underground, La Costa Meadows, Alga Road, E/O El Camino Real (3 Phase - 7276') Work Orders 5120100 & 5123900 Completed September 13, 1972	County of San Diego	16 514	33 380	49 894
Convert Overhead to Underground Seascape Shores, Sierra Avenue (PPW) N/O Dahla Drive (3 Phase - 550') Work Orders 5147480 & 5147486 Completed February 25, 1972	County of San Diego	721		721
Total Unincorporated Area County of San Diego		68 691	346 359	415 050
Total County of San Diego		282 200	623 905	906 105
Convert Overhead to Underground, Tract 2964, Ola Vista @ Ave De La Riviera (1 Phase - 5220') Work Orders 5136591 & 5136595 Completed April 12, 1972	City of San Clemente	11 650	14 867	26 517
Total Incorporated Cities - Orange County		11 650	14 867	26 517

RULE 31B
 SAN DIEGO GAS & ELECTRIC COMPANY
 REPORT ON CONVERSIONS OF OVERHEAD TO UNDERGROUND
 ELECTRIC DISTRIBUTION FACILITIES
 YEAR 1972

<u>Description</u>	<u>Location</u>	<u>Distribution of Costs</u>		
		<u>Utility</u> (<u>\$</u>)	<u>Others</u> (<u>\$</u>)	<u>Total</u> (<u>\$</u>)
Convert Overhead to Underground, Tract 7203, Coast Hwy @ Dana Strand Road (3 Phase - 1470') (1 Phase - 85') Work Orders 5159852 & 5159855 Completed January 10, 1972	County of Orange	6 551	9 996	16 547
Convert Overhead to Underground, Selva Road @ Coast Hwy (3 Phase - 925') Work Orders 5216040 & 5216045 Completed May 2, 1972	County of Orange	1 078	14 059	15 137
Total Unincorporated Area - Orange County		7 629	24 055	31 684
Total Orange County		19 279	38 922	58 201
Total Rule 31B		301 479	662 827	964 306

RULE 31C
 SAN DIEGO GAS & ELECTRIC COMPANY
 REPORT ON CONVERSIONS OF OVERHEAD TO UNDERGROUND
 ELECTRIC DISTRIBUTION FACILITIES
 YEAR 1972

Description	Location	Distribution of Costs		
		Utility (\$)	Others (\$)	Total (\$)
Convert Overhead to Underground, Del Sur Blvd N/O Pistol Range Rd. (3 Phase - 720') Work Orders 5142190 & 5142195 Completed June 28, 1972	City of San Diego	5 981	5 894	11 875
Convert Overhead to Underground, University Ave. W/O Park Blvd, San Diego Federal Savings & Loan (3 Phase - 350') Work Orders 5163420 & 5163425 Completed January 10, 1972	City of San Diego	3 593	7 700	11 293
Convert Overhead to Underground, Erickson Subdivision, Miramar Road W/O Hwy 395 (3 Phase - 431') Work Orders 5189611 & 5189615 Completed June 1, 1972	City of San Diego	13 705	6 820	20 525
Convert Overhead to Underground, A. M. Lewis Subdivision, Miramar Road @ Empire Street (3 Phase - 320') Work Orders 5189661 & 5189665 Completed October 24, 1972	City of San Diego	8 008	4 908	12 916
Convert Overhead to Underground, Riviera @ Roosevelt (3 Phase - 300') Work Orders 5197860 & 5197865 Completed September 2, 1972	City of San Diego	4 704	10 637	15 341
Convert Overhead to Underground, Candlelight Estates #2 - Nestor (3 Phase - 345') Work Orders 5206650 & 5206655 Completed May 3, 1972	City of San Diego	2 820	9 504	12 324

RULE 31C
 SAN DIEGO GAS & ELECTRIC COMPANY
 REPORT ON CONVERSIONS OF OVERHEAD TO UNDERGROUND
 ELECTRIC DISTRIBUTION FACILITIES
 YEAR 1972

Description	Location	Distribution of Costs		
		Utility (\$)	Others (\$)	Total (\$)
Convert Overhead to Underground, Chateau of La Jolla, La Jolla Blvd & Ravina St. (3 Phase - 140') Work Orders 5211790 & 5211800 Completed March 20, 1972	City of San Diego	1 839	2 250	4 089
Convert Overhead to Underground, Barlow Subdivision, NAS Miramar Main entrance (3 Phase - 620') Work Orders 5182160 & 5182165 Completed November 15, 1972	City of San Diego	7 896	11 277	19 173
Total City of San Diego		48 546	58 990	107 536
Convert Overhead to Underground 7. Errin 817 Taylor Street (3 Phase - 350') (1 Phase - 90') Work Orders 5104680 & 5103350 Completed March 14, 1972	City of Vista	648	1 596	2 244
Convert Overhead to Underground, Madrid Manor Mobile Home, Park @ El Norte Parkway (3 Phase - 150') Work Orders 5095040 & 5095050 Completed April 1972	City of San Marcos	42	1 846	1 888
Convert Overhead to Underground Alta Vista Drive @ Vera Circle (3 Phase - 150') (1 Phase - 280') Work Orders 5111930 & 5124110 Completed January 26, 1972	City of Vista	4 110	5 066	9 176

RULE 31C
 SAN DIEGO GAS & ELECTRIC COMPANY
 REPORT ON CONVERSIONS OF OVERHEAD TO UNDERGROUND
 ELECTRIC DISTRIBUTION FACILITIES
 YEAR 1972

Description	Location	Distribution of Costs		
		Utility (\$)	Others (\$)	Total (\$)
Convert Overhead to Underground, El Camino Mesa #6 - Sierra and Morena Avenue (3 Phase - 600') Work Orders 5173020 & 5173025 Completed February 14, 1972	City of Carlsbad	(1 006)	3 654	2 648
Convert Overhead to Underground, Torrey Pines View - S/O Del Mar Road, E/O Camino Del Mar. (3 Phase - 350') Work Orders 5206230 & 5206235 Completed November 28, 1972	City of Del Mar	4 732	4 641	9 373
Convert Overhead to Underground, Havenhill Road E/O Grossmont Center Road. (3 Phase - 230') Work Orders 5246770 & 5246775 Completed December 4, 1972	City of La Mesa	577	3 194	3 771
Total Incorporated Cities - County of San Diego		57 649	78 987	136 636
Convert Overhead to Underground, E/S Ave Alonda, 0.2 mi N/O El Mirlo Rancho Santa Fe (1 Phase - 40') Work Orders 5219250 & 5219260 Completed March 24, 1972	County of San Diego	57	563	620
Convert Overhead to Underground, Graber lot split - S/W Cor of Graber Lane & Calmin (3 Phase - 225') Work Orders 5231790 & 5231795 Completed November 30, 1972	County of San Diego	236	1 305	1 541

RULE 31C
 SAN DIEGO GAS & ELECTRIC COMPANY
 REPORT ON CONVERSIONS OF OVERHEAD TO UNDERGROUND
 ELECTRIC DISTRIBUTION FACILITIES
 YEAR 1972

Description	Location	Distribution of Costs		
		Utility (\$)	Others (\$)	Total (\$)
Convert Overhead to Underground, Iris Manor - Hollister St. & Iris Avenue (3 Phase - 490')	County of San Diego			
Work Orders 5248111 & 5248115 Completed December 14, 1972		810	9 299	10 109
Convert Overhead to Underground, Green Valley Mobile Club - 340 El Camino Real. (3 Phase - 162')	County of San Diego			
Work Orders 5202970 & 5202975 Completed February 29, 1972		1 232	902	2 134
Convert Overhead to Underground, Westgate Unit #1, S/O Poway Rd, E/O Crestman Lane (3 Phase - 900')	County of San Diego			
Work Orders 5141902 & 5141906 Completed April 17, 1972		773	2 184	2 957
Convert Overhead to Underground, San Marcos La Maria Estates #1, Los Flores Dr. S/O La Marada Dr. (3 Phase - 240')	County of San Diego			
Work Orders 5193901 & 5193905 Completed June 13, 1972		6 653	618	7 271
Total Unincorporated - County of San Diego		9 761	14 871	24 632
Total Rule 31C		67 410	93 858	161 268

OTHER CONVERSIONS
 SAN DIEGO GAS & ELECTRIC COMPANY
 REPORT ON CONVERSIONS OF OVERHEAD TO UNDERGROUND
 ELECTRIC DISTRIBUTION FACILITIES
 YEAR 1972

<u>Description</u>	<u>Location</u>	<u>Distribution of Costs</u>		
		<u>Utility</u> (<u>\$</u>)	<u>Others</u> (<u>\$</u>)	<u>Total</u> (<u>\$</u>)
Convert Overhead to Underground, Shakey's Pizza Parlor, Brotherton Road (PPS) W/O Hwy 395 (1 Phase - 60') - (3 Phase - 1200') Work Orders 5239020 & 5239025 Completed August 7, 1972	City of Escondido	4 861	100	4 961
 Total Rule 31 Other Conversions		4 861	100	4 961



SAN DIEGO GAS & ELECTRIC COMPANY
P.O. BOX 1831 SAN DIEGO, CALIFORNIA 92112

~~JRH~~
~~ALC~~
~~JWS~~
~~WMS~~
JEC

RETURN TO

JOHN H WOY
VICE PRESIDENT
RATES & VALUATION

PUG 100
CE #8209

(Underground)

1973

March 28, 1974

Public Utilities Commission
State of California
State Building
San Francisco, California 94102

Attention: Mr. William R. Johnson
Secretary

Gentlemen:

In accordance with Ordering Paragraph 7 of Decision 73078 in Case 8209, San Diego Gas & Electric Company is submitting herewith a full report on conversion work completed during the year 1973, including a list and description of each project and indicating the distribution of costs as between the utility and others.

This report includes those jobs that were completed during the year 1973 and through January 16, 1974 whether or not the job was classified. It does include several small jobs that were completed during 1972 but not reported until 1973.

Not included in this report are expenditures of \$1,754,262 on 42 conversion projects that were started prior to the end of 1973 but not completed.

Very truly yours,

SAN DIEGO GAS & ELECTRIC COMPANY

By /s/ JOHN H. WOY
JOHN H. WOY

Vice President - Rates & Valuation

/JHW:crt/

Attachment

cc w/att: CPUC - Los Angeles

bc w/o att:	WAZitlau	JHMorse Jr
	MREngler Jr	CHAmes
	DWGilman	AGStrachan
	REMorris	RRHiggins
	PMKlauber	JCCarnahan
	RLMeyer	RLBracy
	JETHomas	FPWilliams

Total Summary
 -By Rule-
 San Diego Gas & Electric Company
 Report on Conversions of Overhead to Underground
 Electric Distribution Facilities
 Year 1973

Description	Location	Distribution of Costs		
		Utility \$	Others \$	Total \$
31A	City of Coronado	80 311		80 311
	City of El Cajon	253 564		253 564
	City of Escondido	215 371		215 371
	City of Imperial Beach	81 452		81 452
	City of La Mesa	190 559		190 559
	City of National City	148 341		148 341
	City of Oceanside	108 955		108 955
	City of San Diego	1 550 022		1 550 022
	County of San Diego - Unincorporated	382 526		382 526
	City of San Clemente	42 364		42 364
	City of San Juan Capistrano	27 135		27 135
	Total Rule 31A (27)	<u>3 080 600</u>		<u>3 080 600</u>
31B	City of Carlsbad	3 639	13 407	17 046
	City of Chula Vista	5 431	7 168	12 599
	City of Del Mar	1 509	5 007	6 516
	City of El Cajon	32 045	49 052	81 097
	City of Escondido	2 690	1 357	4 047
	City of La Mesa	10 223	5 475	15 698
	City of Oceanside	11 996	15 112	27 108
	City of San Diego	210 270	446 505	656 775
	County of San Diego - Unincorporated	31 959	22 700	54 659
	City of San Clemente	22 622	30 039	52 661
	City of San Juan Capistrano	18 483	13 173	31 656
	Total Rule 31B (41)	<u>350 867</u>	<u>608 995</u>	<u>959 862</u>
31C	City of Carlsbad	14 747	2 796	17 543
	City of Chula Vista	8 005	14 932	22 937
	City of El Cajon	1 152	5 325	6 477
	City of Escondido	2 993	4 878	7 871
	City of National City	1 089	668	1 757
	City of Oceanside	2 670	0	2 670
	City of San Diego	24 745	81 119	105 864
	County of San Diego - Unincorporated	24 789	61 220	86 009
	City of San Juan Capistrano	(160)	3 347	3 187
		Total Rule 31C (21)	<u>80 030</u>	<u>174 285</u>
	Total Rule 31 Conversions	<u>3 511 497</u>	<u>783 280</u>	<u>4 294 777</u>
	Other Conversions - City of Carlsbad	<u>46 793</u>		<u>46 793</u>
	Total Other Conversions	<u>46 793</u>		<u>46 793</u>
	Total Conversions	<u>3 558 290</u>	<u>783 280</u>	<u>4 341 570</u>

\$ 4,308,970 → 211 →
 (62)
 TOTAL 1,214,177

Total Summary
 -By County-
 San Diego Gas & Electric Company
 Report on Conversions of Overhead to Underground
 Electric Distribution Facilities
 Year 1973

Location	<u>Distribution of Costs</u>		
	<u>Utility</u> \$	<u>Others</u> \$	<u>Total</u> \$
County of San Diego			
Rule 31A	3 011 101		3 011 101
31B	309 762	565 783	875 545
31C	80 190	170 938	251 128
Other	<u>46 793</u>		<u>46 793</u>
Total	<u>3 447 846</u>	<u>736 721</u>	<u>4 184 567</u>
County of Orange			
Rule 31A	69 499		69 499
31B	41 105	43 212	84 317
31C	(160)	3 347	3 187
Other			
Total	<u>110 444</u>	<u>46 559</u>	<u>157 003</u>
Total Conversions	<u><u>3 558 290</u></u>	<u><u>783 280</u></u>	<u><u>4 341 570</u></u>

NOTE: This report relates only to utility-owned facilities, expenditures by customers and political entities to convert their own facilities to underground are not included.

RULE 31A

SAN DIEGO GAS & ELECTRIC COMPANY
 REPORT ON CONVERSIONS OF OVERHEAD TO UNDERGROUND
 ELECTRIC DISTRIBUTION FACILITIES
 YEAR 1973

Description	Location	Distribution of Costs		
		Utility (\$)	Others (\$)	Total (\$)
Convert Overhead to Underground, Strand Way, Phase 2 (3 Phase - 1730') (1 Phase - None) Work Orders 5276980 and 5276985 Completed December 26, 1973	City of Coronado	80 311 ✓		80 311
Convert Overhead to Underground, Avocado Main to Lindell (1 Phase - 1000') (3 Phase - 2180') Work Orders 5202870 and 5202875 Completed April 2, 1973	City of El Cajon	162 770 ✓		162 770
NOTE: Actual cost includes an equivalent relocation credit of \$16,593				
Convert Overhead to Underground Fletcher Parkway Ajo to Hacienda (1 Phase - 100') (3 Phase - 1840') Work Orders 5281530 and 5281535 Completed November 30, 1973	City of El Cajon	90 794 ✓		90 794
Total City of El Cajon		<u>253 564</u>		<u>253 564</u>
Convert Overhead to Underground Bear Valley Parkway S/O San Pasqual Road (1 Phase - None) (3 Phase - 1535') Work Orders 5287360 and 5287365 Completed December 12, 1973	City of Escondido	24 673 ✓		24 673

NOTE: Actual cost includes an
equivalent relocation
credit of \$4,288

RULE 31A

SAN DIEGO GAS & ELECTRIC COMPANY
 REPORT ON CONVERSION OF OVERHEAD TO UNDERGROUND
 ELECTRIC DISTRIBUTION FACILITIES
 YEAR 1973

Description	Location	Distribution of Costs		
		Utility (\$)	Others (\$)	Total (\$)
Convert Overhead to Underground, Escondido Blvd. Grand to Mission (1 Phase - 598') (3 Phase - 4668')	7140' 29 City of Escondido	190 698 ✓		190 698 5500
Work Orders 5210640 and 5210645 Completed November 29, 1973				
Total City of Escondido		<u>215 371</u>		<u>215 371</u>
Convert Overhead to Underground, First St. & Ocean Lane Palm to Coronado (1 Phase - 620') (3 Phase - 4350')	7310' 59 City of Imperial Beach	81 452 ✓		81 452 6240
Work Orders 5231250 and 5231255 Completed April 17, 1973				
NOTE: Actual cost includes an equivalent relocation credit of \$4,625				
Convert Overhead to Underground, Center Drive Jackson to Commercial (1 Phase - 360') (3 Phase - 4315')	4720 32 City of La Mesa	190 559 ✓		190 559 5200
Work Orders 5202780 and 5202785 Completed March 15, 1973				
Convert Overhead to Underground, National Avenue 22nd to 30th (3 Phase - 6830') (1 Phase - 350')	6800 43' City of National City	148 341 ✓		148 341 6260
Work Orders 5274120, 5274125, and 5274126 Completed January 8, 1974				

RULE 31A

SAN DIEGO GAS & ELECTRIC COMPANY
 REPORT ON CONVERSIONS OF OVERHEAD TO UNDERGROUND
 ELECTRIC DISTRIBUTION FACILITIES
 YEAR 1973

Description	Location	Distribution of Costs		
		Utility (\$)	Others (\$)	Total (\$)
Convert Overhead to Underground, S. Pacific St. Wisconsin to Witherby (1 Phase - 1570') (3 Phase - 100')				3720
Work Orders 5247300, 5314210, and 5247305 Completed June 13, 1973	City of Oceanside	108 955 ✓		108 955
Convert Overhead to Underground, Sunset Cliffs Blvd. Adair to Coronado (1 Phase - 760') (3 Phase - 2162')				2240
Work Orders 5178000 and 5178005 Completed May 22, 1973	City of San Diego	92 160 ✓		92 160
Convert Overhead to Underground, Kearny Mesa Park Highland - Landis Park (1 Phase - None) (3 Phase - 2145')				2270
Work Orders 5221250, 5221251, 5221255, and 5221256 Completed February 28, 1973	City of San Diego	58 058 ✓		58 058
Convert Overhead to Underground, Rosecrans Fort Rosecrans to Rogers (1 Phase - 180') (3 Phase - 4310')				5075
Work Orders 5211960 and 5211965 Completed February 21, 1973	City of San Diego	323 020 ✓		323 020
Convert Overhead to Underground, Torrey Pines Road Hidden Valley Rd. to Prospect (1 Phase - 1020') (3 Phase - 6570')				11050
Work Orders 5221160 and 5221165 Completed December 4, 1973	City of San Diego	611 965 ✓		611 965

RULE 31A

SAN DIEGO GAS & ELECTRIC COMPANY
 REPORT ON CONVERSIONS OF OVERHEAD TO UNDERGROUND
 ELECTRIC DISTRIBUTION FACILITIES
 YEAR 1973

Description	Location	Distribution of Costs		
		Utility (\$)	Others (\$)	Total (\$)
Convert Overhead to Underground, College Avenue University Ave. to El Cajon Blvd. <i>6375'</i> (1 Phase - 220') <i>35'</i> (3 Phase - 5225')				<i>5850</i>
Work Orders 5263380, 5263385 and 5263886 Completed November 20, 1973	City of San Diego	301 554 ✓		301 554
Convert Overhead to Underground, Convoy St. Ronson to Clairemont Mesa Blvd. <i>1300</i> (1 Phase Ø) <i>4</i> (3 Phase 1300')				<i>1370</i>
Work Orders 5286192 and 5286195 Completed September 18, 1973	City of San Diego	53 392 ✓		53 392
Convert Overhead to Underground, Mercury St. Balboa to Othello <i>1450</i> (1 Phase - None) <i>16</i> (3 Phase - None)				<i>900</i>
Work Order 5303530 Completed November 29, 1973	City of San Diego	53 002 ✓		53 002
Convert Overhead to Underground, Prospect St. E/O Ivanhoe <i>360'</i> (1 Phase - None) <i>3</i> (3 Phase - 123')				<i>540</i>
Work Orders 5212360 and 5212365 Completed May 15, 1973	City of San Diego	6 888 ✓		6 888
Convert Overhead to Underground, Ulric St. <i>480'</i> Friars Rd. to Tait St. <i>4</i> (1 Phase - None) (3 Phase - 480')				<i>490</i>
Work Orders 5323840 and 5323845 Completed September 27, 1973	City of San Diego	18 245 ✓		18 245

RULE 31A
 SAN DIEGO GAS & ELECTRIC COMPANY
 REPORT ON CONVERSIONS OF OVERHEAD TO UNDERGROUND
 ELECTRIC DISTRIBUTION FACILITIES
 YEAR 1973

Description	Location	Distribution of Costs		
		Utility (\$)	Others (\$)	Total (\$)
Convert Overhead to Underground, Gompers Park (3 Phase - 920') (1 Phase - None) Work Orders 530805 and 5308055 Completed January 16, 1974	City of San Diego	11 806 ✓		11 806
Convert Overhead to Underground, La Jolla Recreation Center Olive Grove Park (3 Phase - 160') (1 Phase - 960') Work Orders 5329520, 5329525, 5329530, and 5329535	City of San Diego	19 932 ✓		19 932
Total City of San Diego		<u>1 550 022</u>		<u>1 550 022</u>
Total Incorporated Cities - County of San Diego		<u>2 628 575</u>		<u>2 628 575</u>
Convert Overhead to Underground, Lrose Drive Vista Way to Matagual (1 Phase - 370') (3 Phase - 3880') Work Orders 5267380 and 5267385 Completed October 11, 1973	County of San Diego	149 657 ✓		149 657
Convert Overhead to Underground, Campo Road Kenwood to Granada (1 Phase - 2090') (3 Phase - 5220') Work Orders 5273980, 5273985, and 5273986 Completed December 4, 1973	County of San Diego	203 088 ✓		203 088

NOTE: Actual cost includes an
equivalent relocation
credit of \$6,465

RULE 31A
 SAN DIEGO GAS & ELECTRIC COMPANY
 REPORT ON CONVERSIONS OF OVERHEAD TO UNDERGROUND
 ELECTRIC DISTRIBUTION FACILITIES
 YEAR 1973

Description	Location	Distribution of Costs		
		Utility (\$)	Others (\$)	Total (\$)
Convert Overhead to Underground, Encinitas Blvd. W/O Village Parkway (1 Phase - None) (3 Phase - 2440')	County of San Diego	10 298 ✓		1321
Work Orders 5223841 and 5223845 Completed May 8, 1973				10 298
Convert Overhead to Underground, Mission Gorge Rd. at Cuyamaca (1 Phase - 725') (3 Phase - 2180')	County of San Diego	19 483 ✓		560
Work Orders 5226193 and 5226196 Completed July 31, 1973				19 483
NOTE: Actual cost includes an equivalent relocation credit of \$12,914				
Total Unincorporated Area - County of San Diego		<u>382 526</u>		<u>382 526</u>
Total County of San Diego		<u>3 011 101</u>		<u>3 011 101</u>
Convert Overhead to Underground, Shore Colony (1 Phase - 1830') (3 Phase - None)	City of San Clemente	33 332 ✓		3000
Work Orders 5202720 and 5202725 Completed July 5, 1973				33 332
Convert Overhead to Underground, Edgewater Estates (1 Phase - None) (3 Phase - 496')	City of San Clemente	9 032 ✓		275
Work Orders 5260870 and 5260875 Completed November 12, 1973				9 032
Total City of San Clemente		<u>42 364</u>		<u>42 364</u>

RULE 31A
 SAN DIEGO GAS & ELECTRIC COMPANY
 REPORT ON CONVERSIONS OF OVERHEAD TO UNDERGROUND
 ELECTRIC DISTRIBUTION FACILITIES
 YEAR 1973

Description	Location	Distribution of Costs		
		Utility (\$)	Others (\$)	Total (\$)
Convert Overhead to Underground, Camino Capistrano Ortega Hwy. to Substation (3 Phase - 5775') (1 Phase - 1350')	City of San Juan Capis- trano	27,135		27,135
Work Orders 5226160 and 5226165 Completed January 2, 1974				
NOTE: Actual cost includes an equivalent relocation credit of \$5,131				
Total County of Orange		69,499		69,499
Total Rule 31A Conversions		3,080,600		3,080,600

TOTAL LINE REM $\frac{98,080'}{5280} = 18.58 \text{ MI}$
 TOTAL POLES REM 578
 COST PER FT \$31.41
 COST PER MI \$165,845
 COST PER POLE \$5330
 (\$31.41 x 5280 = 165,845)

RULE 31B

SAN DIEGO GAS & ELECTRIC COMPANY
 REPORT ON CONVERSIONS OF OVERHEAD TO UNDERGROUND
 ELECTRIC DISTRIBUTION FACILITIES
 YEAR 1973

Description	Location	Distribution of Costs		
		Utility (\$)	Others (\$)	Total (\$)
Convert Overhead to Underground, San Luis Rey Ave. Village Unit #1 (3 Phase - 772') <i>GREENWOOD VILLAGE #1 1065'</i> (1 Phase - 1065') <i>10984-01 2</i>	City of Carlsbad VISTA	2 034	4 217	6 251
Convert Overhead to Underground, Carlsbad Tract 7242 (3 Phase - 625') <i>LOWDER LN 625'</i> (1 Phase - None) <i>25247-01 0</i>	City of Carlsbad	1 605	9 190	10 795
Work Orders 5244220 and 5244225 Completed March 15, 1973		<u>1 605</u>	<u>9 190</u>	<u>10 795</u>
Total City of Carlsbad		<u>3 639</u>	<u>13 407</u>	<u>17 046</u>
Convert Overhead to Underground, The Handyman <i>Kennedy St.</i> Third & Kennedy St. <i>815'</i> (3 Phase - None) <i>5</i> (1 Phase - 815')	City of Chula Vista	5 431	7 168	12 599
Work Orders 5308820 and <u>5303795</u> Completed May 23, 1973		<u>5 431</u>	<u>7 168</u>	<u>12 599</u>
Convert Overhead to Underground, Del Mar Woods # 1 (3 Phase - 1450') <i>1450'</i> (1 Phase - None) <i>6</i>	City of Del Mar	1 509	5 007	6 516
Work Orders 5231270 and 5231275 Completed March 2, 1973		<u>1 509</u>	<u>5 007</u>	<u>6 516</u>
Convert Overhead to Underground, Mollison Townhomes (3 Phase - 910') <i>2130'</i> (1 Phase - 1475') <i>9</i>	City of El Cajon	13 430	24 893	38 323
Work Orders 5174460 and <u>5174465</u> Completed January 23, 1973		<u>13 430</u>	<u>24 893</u>	<u>38 323</u>

RULE 31B

SAN DIEGO GAS & ELECTRIC COMPANY
 REPORT ON CONVERSIONS OF OVERHEAD TO UNDERGROUND
 ELECTRIC DISTRIBUTION FACILITIES
 YEAR 1973

Description	Location	Distribution of Costs		
		Utility (\$)	Others (\$)	Total (\$)
Convert Overhead to Underground, Buena Terrace # 1 (3 Phase - 840') (1 Phase - 1000')				
Work Orders 5218500 and 5218505 Completed December 29, 1972	City of El Cajon	7 914	7 459	15 373
Convert Overhead to Underground, Valle Verde Views (3 Phase - 1060') (1 Phase - None)				
Work Orders 5231200 and 5231205 Completed April 27, 1973	City of El Cajon	4 958	8 495	13 453
Convert Overhead to Underground, Sunset Highlands #3&4 (3 Phase - 60') (1 Phase - None)				
Work Orders 5258720 and 5258725 Completed May 25, 1973	City of El Cajon	764	2 303	3 067
Convert Overhead to Underground, Ancho Vista Grande #1 (3 Phase - None) (1 Phase - 280')				
Work Orders 5279351 and 5279355 Completed July 5, 1973	City of El Cajon	1 150	1 342	2 492
Convert Overhead to Underground, Handyman N/O Fletcher Parkway (3 Phase - 495') (1 Phase - None)				
Work Orders 5309551 and 5309995 Completed July 13, 1973	City of El Cajon	3 829	4 560	8 389
Total City of El Cajon		32 045	49 052	81 097

890'
2

19986-01 500'
0

1050'
5

3520'
10

745'
4

RULE 31B

SAN DIEGO GAS & ELECTRIC COMPANY
 REPORT ON CONVERSIONS OF OVERHEAD TO UNDERGROUND
 ELECTRIC DISTRIBUTION FACILITIES
 YEAR 1973

Description	Location	Distribution of Costs		
		Utility (\$)	Others (\$)	Total (\$)
Convert Overhead to Underground, Grand Ave. Apts. (3 Phase - 725') (1 Phase - None) <i>413'</i> <i>2</i>	City of Escondido			
Work Orders 5231420 and 5231425 Completed October 25, 1972		<u>2 690</u>	<u>1 357</u>	<u>4 047</u>
Convert Overhead to Underground, Parkway Villa (3 Phase - 465') (1 Phase - None) <i>505'</i> <i>2</i>	City of La Mesa			
Work Orders <u>5234280</u> and 5234285 Completed February 9, 1973		<u>10 223</u>	<u>5 475</u>	<u>15 698</u>
Convert Overhead to Underground, Los Arbolitities Apts. (3 Phase - 190') (1 Phase - 390') <i>1250'</i> <i>8</i>	City of Oceanside			
Work Orders 5239360 and 5239365 Completed February 12, 1973		1 408	2 868	4 276
Convert Overhead to Underground, San Diego Savings & Loan S/O Mission Ave., W/O Clementine St. (3 Phase - 280') (1 Phase - 150') <i>280'</i> <i>3</i>	City of Oceanside			
Work Orders 5221060 and 5221065 Completed July 19, 1972		1 379	123	1 502
Convert Overhead to Underground, Old Mission Village #3 (3 Phase - 1400') (1 Phase - None) <i>1650'</i> <i>6</i>	City of Oceanside			
Work Orders 5286830 and 5286835 Completed August 13, 1973		<u>9 209</u>	<u>12 121</u>	<u>21 330</u>
Total City of Oceanside		<u>11 996</u>	<u>15 112</u>	<u>27 108</u>

RULE 31B

SAN DIEGO GAS & ELECTRIC COMPANY
 REPORT ON CONVERSIONS OF OVERHEAD TO UNDERGROUND
 ELECTRIC DISTRIBUTION FACILITIES
 YEAR 1973

Description	Location	Distribution of Costs		
		Utility (\$)	Others (\$)	Total (\$)
Convert Overhead to Underground, Loma Portal Comm. Complex (3 Phase - 1860') (1 Phase - 1150')	City of San Diego	16 687	95 146	111 833
Work Orders 5163630 and 5163635 Completed May 8, 1972				
Convert Overhead to Underground, Murray Villa Park Lake Murray (3 Phase - 860') (1 Phase - None)	City of San Diego	3 731	15 672	19 403
Work Orders 5173340 and 5173345 Completed November 19, 1973				
Convert Overhead to Underground, Nazareth Park Subdiv. (3 Phase - 780') (1 Phase - None)	City of San Diego	8 079	18 503	26 582
Work Orders 5181720 and 5181725 Completed December 18, 1972				
Convert Overhead to Underground, Industrial Indemnity (3 Phase - 1200') (1 Phase - None)	City of San Diego	9 854	8 623	18 477
Work Orders 5187570 and 5187575 Completed February, 1973				
Convert Overhead to Underground, Conn Mutual Ins. Co. (3 Phase - None) (1 Phase - None)	City of San Diego	8 274	19 515	27 789
Work Orders 5187580 and 5187585 Completed February, 1973				
Convert Overhead to Underground, Prospect St. at Ivanhoe St. (3 Phase - 300') (1 Phase - 60')	City of San Diego	764	6 600	7 364
Work Orders 5212360 and 5212365				

2650
6

CK. Arrowhead 940'
@ CK. Murray Blvd 4
00696-03

780'
3

300'
1

900'
3

200'
1

RULE 31B

SAN DIEGO GAS & ELECTRIC COMPANY
 REPORT ON CONVERSIONS OF OVERHEAD TO UNDERGROUND
 ELECTRIC DISTRIBUTION FACILITIES
 YEAR 1973

Description	Location	Distribution of Costs		
		Utility (\$)	Others (\$)	Total (\$)
Convert Overhead to Underground, Calle Del Cielo (3 Phase - None) (1 Phase - 1280')	City of San Diego	8 994	12 276	21 270
Work Orders 5218720 and 5218725 Completed January 2, 1973				
Convert Overhead to Underground, Vista del Mar N/O Fernglen (3 Phase - 400') (1 Phase - 100')	City of San Diego	7 279	2 516	9 795
Work Orders 5218780 and 5218785 Completed January 5, 1973				
Convert Overhead to Underground, Beyer Way - Pacific Hills #6 (3 Phase - 1650') (1 Phase - 130')	City of San Diego	20 800	49 593	70 393
Work Orders 5241330 and 5241335 Completed January 24, 1973				
Convert Overhead to Underground, San Diego City College (3 Phase - 1200') (1 Phase - 2200')	City of San Diego	11 617	41 932	53 549
Work Orders 5277140 and 5277145 Completed July 16, 1973				
Convert Overhead to Underground, Coromandel Condominiums (3 Phase - 187') (1 Phase - None)	City of San Diego	15 864	46 018	61 882
Work Orders 5281651 and 5281655 Completed September 12, 1973				
Convert Overhead to Underground, Ronson Rd. Convoy St. to Mercury St. (3 Phase - 2625') (1 Phase - None)	City of San Diego	21 909	68 756	90 665
Work Orders 5286190, 5286191 and 5286195 Completed October 19, 1973				

1280'
3

400'
4

1930'
5

Russ Blvd 2600'
02387-01

19

649'
4

1520'
5

RULE 31B
 SAN DIEGO GAS & ELECTRIC COMPANY
 REPORT ON CONVERSIONS OF OVERHEAD TO UNDERGROUND
 ELECTRIC DISTRIBUTION FACILITIES
 YEAR 1973

Description	Location	Distribution of Costs		
		Utility (\$)	Others (\$)	Total (\$)
Convert Overhead to Underground, Airport Plaza, Ind. Park (3 Phase - 507') (1 Phase - None) Work Orders <u>5287550</u> and 5287555 Completed July 3, 1973	<i>MAGNOLIA AVE.</i> <i>40223-01</i> 507' <i>COUNTY OF</i> CITY OF 3 San Diego	11 533	18 201	29 734
Convert Overhead to Underground, Kellog Way E/O Silvergate Ave. (3 Phase - None) (1 Phase - None) Work Orders 5308170 and <u>5308175</u> Completed July 13, 1973	<i>880'</i> <i>4</i> City of San Diego	7 165	10 823	17 988
Convert Overhead to Underground, Sunset Ave. W/O Averil Rd. (3 Phase - 1000') (1 Phase - 135') Work Orders 5313410 and 5313415 Completed August 24, 1973	<i>1000'</i> <i>2</i> City of San Diego	10 469	6 246	16 715
Convert Overhead to Underground, St., 15th to 19th (3 Phase - 3100') (1 Phase - 740') Work Orders 5329050 and 5329055 Completed October 5, 1973	<i>2387-05</i> <i>4970'</i> <i>19</i> City of San Diego	47 251	26 085	73 336
Total City of San Diego		<u>210 270</u>	<u>446 505</u>	<u>656 775</u>
Total Incorporated Cities - County of San Diego		<u>277 803</u>	<u>543 083</u>	<u>820 886</u>
Convert Overhead to Underground, Rancho Pomerado #1 (3 Phase - 828') (1 Phase - None) Work Orders 5210630 and <u>5210636</u> Completed April 13, 1973	<i>985'</i> <i>2</i> County of San Diego	4 628	8 115	12 743

RULE 31B

SAN DIEGO GAS & ELECTRIC COMPANY
 REPORT ON CONVERSIONS OF OVERHEAD TO UNDERGROUND
 ELECTRIC DISTRIBUTION FACILITIES
 YEAR 1973

Description	Location	Distribution of Costs		
		Utility (\$)	Others (\$)	Total (\$)
Convert Overhead to Underground, Range View Estates (3 Phase - 835') (1 Phase - None)	County of San Diego	15 778	10 344	26 122
Work Orders 5225900 and 5225905 Completed August 28, 1973				
Convert Overhead to Underground, Borrego Roadrunner Club (3 Phase - 2050') (1 Phase - None)	County of San Diego	8 241	2 203	10 444
Work Orders 5242350 and 5242355 Completed December 15, 1972				
Convert Overhead to Underground, Sweetwater Rd. W/O Briarwood, Bonita (3 Phase - 470') (1 Phase - 160')	County of San Diego	912	1 199	2 111
Work Orders 5281750 and 5281755 Completed July 30, 1973				
Convert Overhead to Underground, Poway Villas Apartment (3 Phase - 310') (1 Phase - None)	County of San Diego	2 400	839	3 239
Work Orders 5215732 and 5215735 Completed April 20, 1973				
Total Unincorporated Area County of San Diego		31 959	22 700	54 659
Total County of San Diego		309 762	565 783	875 545
Convert Overhead to Underground, Tract 7440 Camino De Los Mares E/O El Camino Molino (3 Phase - 1098') (1 Phase - 324')	City of San Clemente	166	402	568
Work Orders 5197800 and 5197805 Completed March 20, 1972				

835'
2

2850
10

12891-08 630'
3

586'
4

1887'
7

RULE 31B

SAN DIEGO GAS & ELECTRIC COMPANY
 REPORT ON CONVERSIONS OF OVERHEAD TO UNDERGROUND
 ELECTRIC DISTRIBUTION FACILITIES
 YEAR 1973

Description	Location	Distribution of Costs		
		Utility (\$)	Others (\$)	Total (\$)
Convert Overhead to Underground, Shore Colony Subdivision (3 Phase - 1520') (1 Phase - 760')				
Work Orders 5202721 and 5202725 Completed June 7, 1973	City of San Clemente	20 840	23 624	44 464
Convert Overhead to Underground, Ola Vista (3 Phase - None) (1 Phase - None)				
Work Order 5260871 and 5260875 Completed August 31, 1973	City of San Clemente	1 616	6 013	7 629
Total City of San Clemente		<u>22 622</u>	<u>30 039</u>	<u>52 661</u>
Convert Overhead to Underground, Tract 7541 - Rancho Viejo (3 Phase - 1666') (1 Phase - None)				
Work Orders 5221402 and 5221406 Completed August 22, 1972	City of San Juan Capistrano	681	620	1 301
Convert Overhead to Underground, Tract 5592 - Ortega Hwy (3 Phase - 3830') (1 Phase - None)				
Work Orders 5254361 and 5254365 Completed June 1, 1973	City of San Juan Capistrano	17 802	12 553	30 355
Total City of San Juan Capistrano		<u>18 483</u>	<u>13 173</u>	<u>31 656</u>
Total Orange County		<u>41 105</u>	<u>43 212</u>	<u>84 317</u>
Total Rule 31 B		<u>350 867</u>	<u>608 995</u>	<u>959 862</u>

$57983' \div 5280 = 10.98 \text{ MI}$

232 POLES

COST PER FT = \$ 16.55
 COST PER MI = \$ 87384.
 COST PER POLE = \$ 4137.

$(959,862 \div 57983)$
 (16.55×5280)

RULE 31C
 SAN DIEGO GAS & ELECTRIC COMPANY
 REPORT ON CONVERSIONS OF OVERHEAD TO UNDERGROUND
 ELECTRIC DISTRIBUTION FACILITIES
 YEAR 1973

Description	Location	Distribution of Costs		
		Utility (\$)	Others (\$)	Total (\$)
Convert Overhead to Underground, Vista Valley Subdivision (3 Phase - 790') (1 Phase - 550') Work Orders 5171821 and 5171825 ✓ Completed January 13, 1973	City of Carlsbad VISTA	14 747	2 796	17 543
Convert Overhead to Underground, El Rancho Del Rey - 1 (3 Phase - 2100') (1 Phase - None) Work Orders 5226042 and 5226047 ✓ Completed June 13, 1973	City of Chula Vista	(253)	8 551	8 298
Convert Overhead to Underground, Ralph Bwy Apts. (3 Phase - 580') (1 Phase - None) Work Orders 5242821 and 5242825 Completed February 27, 1973	City of Chula Vista	7 363	3 915	11 278
Convert Overhead to Underground, Chula Vista Square (3 Phase - 340') (1 Phase - 110') Work Orders 5273681 and 5273685 Completed April 6, 1973	City of Chula Vista	895	2 466	3 361
Total City of Chula Vista		<u>8 005</u>	<u>14 932</u>	<u>22 937</u>
Convert Overhead to Underground, Chase Estates Unit #1 (3 Phase - 1300') (1 Phase - None) Work Orders 5277400 and 5277405 ✓ Completed October 23, 1973	City of El Cajon	1 152	5 325	6 477

RULE 31C

SAN DIEGO GAS & ELECTRIC COMPANY
 REPORT ON CONVERSIONS OF OVERHEAD TO UNDERGROUND
 ELECTRIC DISTRIBUTION FACILITIES
 YEAR 1973

Description	Location	Distribution of Costs		
		Utility (\$)	Others (\$)	Total (\$)
Convert Overhead to Underground, Hidden Meadows Condominiums (3 Phase - 305') (1 Phase - None) Work Orders <u>5193770</u> and 5193775 Completed March 8, 1973	305' NONE COUNTY OF SAN DIEGO City of Escondido	2 993	4 878	7 871
Convert Overhead to Underground, BLB South Apartments (3 Phase - 425') (1 Phase - 425') Work Orders <u>5281360</u> and <u>5281365</u> Completed July 7, 1973	17 TH TO 18 TH 320' 40 TH PHASE 20340-01 1 City of National City	1 089	668	1 757
Convert Overhead to Underground, Grants Dept. Store (3 Phase - 240') (1 Phase - None) Work Orders <u>5219030</u> and <u>5173015</u> Completed July 10, 1972	840' 8 City of Oceanside	2 670	0	2 670
Convert Overhead to Underground, Prod Subdivision (3 Phase - None) (1 Phase - 980') Work Orders 5246881 and 5246885 Completed December 21, 1972	920' 3 City of San Diego	(1 919)	17 715	15 796
Convert Overhead to Underground, Morena Plaza East (3 Phase - 450') (1 Phase - 325') Work Orders 5248261 and 5248265 Completed January 16, 1973	600' 2 City of San Diego	4 775	9 048	13 823

RULE 31 C

SAN DIEGO GAS & ELECTRIC COMPANY
 REPORT ON CONVERSIONS OF OVERHEAD TO UNDERGROUND
 ELECTRIC DISTRIBUTION FACILITIES
 YEAR 1973

Description	Location	Distribution of Costs		
		Utility (\$)	Others (\$)	Total (\$)
Convert Overhead to Underground, Climax #22, San Carlos (3 Phase - None) (1 Phase - 550') Work Orders <u>5266790</u> and 5266795 Completed July 27, 1973	City of San Diego	1 069	7 242	8 311
Convert Overhead to Underground, Triumph Annex #3 (3 Phase - 430') (1 Phase - None) Work Orders 5272080 and <u>5272085</u> Completed May 5, 1973	City of San Diego	11 279	19 537	30 816
Convert Overhead to Underground, Frank J. Steffen 1640 MALDEN L.J. (3 Phase - None) (1 Phase - None) Work Orders <u>5291440</u> and <u>5295610</u> Completed February 9, 1973	City of San Diego	1 038	439	1 477
Convert Overhead to Underground, Pro Dr. 100' E/O Aero Ct. to 700' E/O Aero Ct. (3 Phase - 350') (1 Phase - None) Work Orders 5313720 and 5313725 Completed May 7, 1973	City of San Diego	7 690	5 561	13 251
Convert Overhead to Underground, Crawford St. S/O Zion Ave. (3 Phase - 150') (1 Phase - 650') Work Orders <u>5329120</u> and 5329125 Completed October 11, 1973	City of San Diego	813	21 577	22 390
Total City of San Diego		24 745	81 119	105 864
Total Incorporated Cities - County of San Diego		55 401	109 718	165 119

*TOMMY DR
w/o covers 30210-01 550'*

*430'
1*

*42825-02
70'
1*

*46672-01 625'
1*

*800'
5*

*CERISE
SUBD*

RULE 31 C

SAN DIEGO GAS & ELECTRIC COMPANY
 REPORT ON CONVERSIONS OF OVERHEAD TO UNDERGROUND
 ELECTRIC DISTRIBUTION FACILITIES
 YEAR 1973

Description	Location	Distribution of Costs		
		Utility (\$)	Others (\$)	Total (\$)
Convert Overhead to Underground, Espola Rd. N/O Twin Peaks Rd. (3 Phase - 1035') <i>TWIN PEAKS 1150'</i> (1 Phase - None) <i>2</i> Work Orders 5225830 and 5225835 Completed August 31, 1973	County of San Diego	9 564	18 826	28 390
Convert Overhead to Underground O'Brien Terrace (3 Phase - 375') <i>11/2 JAVIERA RD. 469'</i> (1 Phase - 170') <i>BET. GILLESPIE & ALICIA 10370-024</i> Work Orders 5231370 and 5231375 Completed December 19, 1973	County of San Diego	9 674	5 295	14 969
Convert Overhead to Underground, Peter B. McHenry (3 Phase - None) <i>07616-01 98'</i> (1 Phase - None) <i>SUN VAL. E/O EL CAM REAL RSF</i> Work Orders 5242220 and 5242230 Completed August 10, 1972	County of San Diego	16	315	331
Convert Overhead to Underground, Silver Saddle Ranch (3 Phase - 3645') <i>3885'</i> (1 Phase - None) <i>13</i> Work Orders 5246800 and 5246805 Completed November 9, 1973	County of San Diego	1 178	3 659	4 837
Convert Overhead to Underground, Vista Cielo (3 Phase - None) (1 Phase - 700') <i>760'</i> Work Orders 5258470 and 5258475 Completed June 5, 1973	County of San Diego	452	10 414	10 866
Convert Overhead to Underground Glenoak Rd. @ Pomerado Rd. (3 Phase - 698') <i>PACIFIC HOMES 10574-06 565'</i> (1 Phase - None) <i>0</i> Work Orders 5263400 and 5263405 Completed June 28, 1973	County of San Diego	2 069	14 159	16 228

NEED FOLDER

FILE -> PACIFIC HOMES OF SD!
 NOVEDA LAND CO.

RULE 31 C

SAN DIEGO GAS & ELECTRIC COMPANY
 REPORT ON CONVERSIONS OF OVERHEAD TO UNDERGROUND
 ELECTRIC DISTRIBUTION FACILITIES
 YEAR 1973

Description	Location	Distribution of Costs		
		Utility (\$)	Others (\$)	Total (\$)
Convert Overhead to Underground, E/S Chestnut St. S/O 10th St. (3 Phase - None) (1 Phase - None) Work Orders 5281302 and 5281306 Completed July 3, 1973	85' 1 ESCONDIDO County of San Diego	271	0	271
Convert Overhead to Underground, Verbena Dr. S/O Whip Dr. (3 Phase - 96') (1 Phase - None) Work Orders 5281950 and 5281955 Completed November 7, 1973	96' 1 County of San Diego	683	2 658	3 341
Convert Overhead to Underground, Time for Living #6 (3 Phase - 600') (1 Phase - None) Work Orders 5299601 and 5299605 Completed June 29, 1973	600' 2 STEVENS @ NARDO County of San Diego	882	5 894	6 776
Total Unincorporated Area County of San Diego		24 789	61 220	86 009
Total County of San Diego		80 190	170 938	251 128
Convert Overhead to Underground, John Zelko Res. Ganado Dr. (3 Phase - None) (1 Phase - 480') Work Orders 5293830 and 5293835 Completed June 30, 1973	480' 2 City of San Juan Capistrano	(160)	3 347	3 187
Total Orange County		(160)	3 347	3 187
Total Rule 31 C		80 030	174 285	254 315

19238 + 5280 = 3.64 MI

66 POLES

COST PER FOOT \$ 13.22 (254315 ÷ 19238)
 COST PER MI \$ 69,802 (13.22 x 5280)
 COST PER POLE \$ 3,853.

OTHER CONVERSIONS
 SAN DIEGO GAS & ELECTRIC COMPANY
 REPORT ON CONVERSIONS OF OVERHEAD TO UNDERGROUND
 ELECTRIC DISTRIBUTION FACILITIES
 YEAR 1973

<u>Description</u>	<u>Location</u>	<u>Distribution of Costs</u>		
		<u>Utility</u> (<u>\$</u>)	<u>Others</u> (<u>\$</u>)	<u>Total</u> (<u>\$</u>)
Convert Overhead to Underground, Cannon Rd. & Hwy 5 (3 Phase - 7200') (1 Phase - None)	City of Carlsbad			
Work Orders 5212371 and 5212376 Completed December 13, 1973		<u>46 793</u>		<u>46 793</u>
Total Other Conversions		<u><u>46 793</u></u>		<u><u>46 793</u></u>

2400'
7

ORIGINAL

1974
March 24, 1975

PUG 100
C.8209
(Underground)

Public Utilities Commission
State of California
State Building
San Francisco, California 94102

Attention: Mr. William R. Johnson
Secretary

Gentlemen:

In accordance with Ordering Paragraph 7 of Decision 73078 in Case 8209, San Diego Gas & Electric Company is submitting herewith a full report on conversion work completed during the year 1974, including a list and description of each project and indicating the distribution of costs as between the utility and others. You will find the report broken into the four categories of Rule 31A, B, C and all others.

The following information is the overall status of our Rule 31A conversion program in our territory as of December 31, 1974:

A. <u>Completed</u> projects previously reported (1968-1973)	\$10 494 449
B. <u>Completed</u> current year projects as of December 31, 1974	<u>4 042 518</u>
C. Total <u>completed</u> projects (1968-1974)	\$14 536 967
D. Funds identified for projects in <u>progress</u> as of December 31, 1974	4 506 929
E. Funds identified for <u>committed</u> projects as of December 31, 1974	4 084 054*
F. Funds held in reserve for identified areas under <u>study</u> by active underground communities as of December 31, 1974	2 319 000*

G. Funds held for <u>future</u> use by entities where no activity is underway as of December 31, 1974	<u>None</u>
Total of lines C through G	\$25 446 950
H. 1968 through 1974 allocation	19 185 227
1975 allocation	<u>5 251 000</u>
Total allocation through 1975	\$24 436 227

*Some will utilize 1975/1976 allocations

The attached glossary covers terms used in the foregoing status report and the following detailed report.

Very truly yours,

SAN DIEGO GAS & ELECTRIC COMPANY

By _____
JOHN H. WOY
Vice President - Rates & Valuation

JHW/JCC:mo
Attachment

cc: CPUC - Los Angeles w/att

bc w/o att:	WA Zitlau	AG Strachan
	MR Engler, Jr.	RR Higgins
	DW Gilman	JC Carnahan
	RE Morris	JM Henderson
	PM Klauber	TI Jarrard
	RL Meyer	AP Klein
	JE Thomas	FP Williams
	JH Morse, Jr.	
	CH Ames	

GLOSSARY FOR RULE 31 CONVERSION REPORT

A. Completed Projects Previously Reported

Total amount of completed jobs reported in prior years. These amounts are reported on a completed cost basis (overhead and underground).

B. Completed Current Year Projects

Total amount expended on projects where all work has been completed during the current year (includes both overhead and underground costs). Work orders have been closed, completed costs confirmed, and reaffirmation has been made to the political entity of the charges to their allocation.

C. Total Completed Projects 1968 Through 1974

D. Progress

Projects where construction work has been started in the field under a duly established underground district provided for in the entity's enabling legislation under the criteria set forth in Rule 3A1.

E. Committed

Projects where the underground district has been duly established under the enabling legislation provided by the local entity, but no construction work order estimates or commitment to the local entity.

F. Study

Areas within active undergrounding political entities where study is underway or the entity intends, in consultation with the utility, to form an underground district or districts. This amount is the initial estimate of the cost of these future projects.

G. No Activity

The allocation to those political entities where no action has been taken to becoming an active undergrounding community under the definition of this rule, and in some instances where we have been informed by the political body that they do not foresee future efforts in this regard.

H. Allocations

Total funds committed by the utility for this effort. This amount is equal to the Company's total-to-date allocation, excluding the current year allocations.

1975 Allocation

This amount is the Company's total current year allocation.

OTHER TERMS

Utility cost - Net utility expense for work made necessary by the conversion after deducting credits.

Others cost - Payment made by an applicant or estimated value of facilities installed by him. When the applicant performs the trenching, the cost of trenching, backfilling and repavement is not included.

Feet of Underground Installed - Street Footage required for job.

Number of Poles Removed - Net figure (removed-installed).

Feet of Overhead Line Removed - Distance between poles removed and to remaining poles.

Total Summary
 - By Rule -
 San Diego Gas & Electric Company
 Report on Conversions of Overhead to Underground
 Electric Distribution Facilities
 Year 1974.5

Description	Location	Distribution of Costs		
		Utility	Others	Total
		\$	\$	\$
31A	City of Carlsbad	32 332		32 332
	City of Chula Vista	122 581		122 581
	City of La Mesa	468 103		468 103
	City of National City	9 872		9 872
	City of Oceanside	70 480		70 480
	City of San Diego	1 953 005		1 953 005
	County of San Diego - Unincorporated	1 026 842		1 026 842
	City of San Clemente	14 505		14 505
	County of Orange - Unincorporated	344 798		344 798
	Total Rule 31A	4 042 518		4 042 518
31B	City of Chula Vista	19 396	12 654	32 050
	City of Escondido	1 042	326	1 368
	City of Oceanside	14 304	7 216	21 520
	City of San Diego - 13	190 586	226 825	417 411
	City of Vista	9 334	210	9 544
	County of San Diego - Unincorporated	29 608	16 743	46 344
	City of San Clemente	18 455	7 900	26 355
	City of San Juan Capistrano	2 178	2 291	14 469
	Total Rule 31B	284 896	274 165	559 061
31C	City of Carlsbad	1 841	3 573	5 414
	City of El Cajon	13 626	6 595	20 221
	City of La Mesa	7 599	3 979	11 578
	City of Oceanside	10 689	23 198	33 887
	City of San Diego 7+1	29 860	67 229	97 089
	County of San Diego - Unincorporated	33 534	45 464	78 998
	City of San Juan Capistrano	2 355	1 698	4 053
	Total Rule 31C	107 360	156 175	263 535
	Total Rule 31 Conversions	4 434 774	430 340	4 865 114
	Other Conversion -			
	City of Chula Vista	14 838		14 838
	City of San Diego	13 531		13 531
	County of San Diego - Unincorporated	44 184		44 184
	Total Other Conversions	72 553		72 553
	Total Conversions	4 507 327	430 340	4 937 667

Total Summary
 - By County -
 San Diego Gas & Electric Company
 Report on Conversions of Overhead to Underground
 Electric Distribution Facilities
 Year 1974

Location	Distribution of Costs		
	<u>Utility</u>	<u>Others</u>	<u>Total</u>
	\$	\$	\$
County of San Diego			
Rule 31A	3 683 215		3 683 215
31B	264 263	263 974	528 237
31C	105 005	154 477	259 482
Other	<u>72 553</u>		<u>72 553</u>
Total	<u>4 125 036</u>	<u>418 451</u>	<u>4 543 487</u>
County of Orange			
Rule 31A	359 303		359 303
31B	20 633	10 191	30 824
31C	<u>2 355</u>	<u>1 698</u>	<u>4 053</u>
Total	<u>382 291</u>	<u>11 889</u>	<u>394 180</u>
Total Conversions	<u>4 507 327</u>	<u>430 340</u>	<u>4 937 667</u>

NOTE: This report relates only to utility-owned facilities. Expenditures by customers and political entities to convert their own facilities to underground are not included.

RULE 31.A
 SAN DIEGO GAS & ELECTRIC COMPANY
 REPORT ON CONVERSIONS OF OVERHEAD TO UNDERGROUND
 ELECTRIC DISTRIBUTION FACILITIES

<u>Description and Location</u>	<u>Distribution of Costs</u>		
	<u>Utility</u>	<u>Others</u>	<u>Total</u>
	\$	\$	\$
<u>County of San Diego</u>			
<u>Carlsbad</u>			
Elm Avenue, I-5 to Pio Pico (Install 710 ft. of underground, remove 7 poles and 1300 ft. of overhead line) Work orders 5380760 and 5380765	32 332 ✓		32 332
<u>Chula Vista</u>			
E Street, Broadway to I-5 (Install 2250 ft. of underground, remove 30 poles and 4490 ft. of overhead line) Work orders 5299770 and 5299775	122 581 ✓		122 581
<u>La Mesa</u>			
University Avenue, Spring to La Mesa Boulevard (Install 3900 ft. of underground, remove 38 poles and 4930 ft. of overhead line) Work orders 5355670 and 5355675 Note: Actual cost includes an equivalent relocation credit of \$33,656	193 876 ✓		193 876
El Paso @ Lake Murray Boulevard (Install 1600 ft. of underground, remove 10 poles and 3165 ft. of overhead line) Work orders 5309080 and 5309085 Note: Additional participation by the Company increased the City's allocation by \$274,227	274 227 ✓		274 227
La Mesa Total	468 103		468 103

RULE 31.A
 SAN DIEGO GAS & ELECTRIC COMPANY
 REPORT ON CONVERSIONS OF OVERHEAD TO UNDERGROUND
 ELECTRIC DISTRIBUTION FACILITIES

<u>Description and Location</u>	<u>Distribution of Costs</u>		
	<u>Utility</u>	<u>Others</u>	<u>Total</u>
	\$	\$	\$
<u>County of San Diego</u>			
<u>National City</u>			
Euclid Avenue, 22nd to 24th Street (Install 142 ft. of underground, remove 2 poles and 151 ft. of overhead line) Work orders 5368140 and 5368145 Note: Actual cost includes an equivalent relocation credit of \$672. This was a joint project with County of San Diego	9 872 ✓		9 872
<u>Oceanside</u>			
North Pacific Street Fifth to Ninth Street (Install 3150 ft. of underground, remove 18 poles and 2727 ft. of overhead line) Work orders 5324050 and 5324055	70 480 ✓		70 480
<u>San Diego</u>			
Linda Vista Road Tait to Via Las Cumbres (Install 4760 ft. of underground, remove 34 poles and 5740 ft. of overhead line) Work orders 5299950 and 5299955	216 720 ✓		216 720
Rosecrans Street, Rogers to Canon (Install 4880 ft. of underground, remove 57 poles and 5915 ft. of overhead line) Work orders 5279720 and 5279725	395 289 ✓		395 298
Scott Street, Harbor Drive to Shelter Island Drive (Install 2720 ft. of underground, remove 30 poles and 4915 ft. of overhead line) Work orders 5189440 and 5189445	153 102 ✓		153 102

RULE 31.A
 SAN DIEGO GAS & ELECTRIC COMPANY
 REPORT ON CONVERSIONS OF OVERHEAD TO UNDERGROUND
 ELECTRIC DISTRIBUTION FACILITIES

<u>Description and Location</u>	<u>Distribution of Costs</u>		
	<u>Utility</u> \$	<u>Others</u> \$	<u>Total</u> \$
<u>County of San Diego</u>			
<u>San Diego (continued)</u>			
B Street, 17th to 19th Street (Install 660 ft. of underground, remove 3 poles and 660 ft. of overhead line) Work orders 5329050 and 5329055 Note: City of San Diego requested this portion of a 1973 31.B job be transfered to 31.A and deducted from their allocation	30 474 ✓		30 474
Hoover High School Monroe @ Madison (Install 0 ft. of underground, remove 3 poles and 630 ft. of overhead line) Work orders 5384430 and 5384435	7 833 ✓		7 833
Chicano Park Dewey Street N/O National (Install 600 ft. of underground, remove 3 poles and 700 ft. of overhead line) Work orders 5380200 and 5380205	17 081 ✓		17 081
Mission Boulevard - South Pacific Beach Drive to El Carmel Place (Install 4925 ft. of underground, remove 54 poles and 11200 ft. of overhead line) Work orders 5209950 and 5209955	748 958 ✓		748 958
Washington Street Ibis to Third Street (Install 5680 ft. of underground, remove 52 poles and 7865 ft. of overhead line) Work orders 5337130 and 5337135	<u>383 548</u> ✓		<u>383 548</u>
San Diego Total	1 953 005		1 953 005

RULE 31.A
 SAN DIEGO GAS & ELECTRIC COMPANY
 REPORT ON CONVERSIONS OF OVERHEAD TO UNDERGROUND
 ELECTRIC DISTRIBUTION FACILITIES

<u>Description and Location</u>	<u>Distribution of Costs</u>		
	<u>Utility</u>	<u>Others</u>	<u>Total</u>
	\$	\$	\$
<u>County of San Diego</u>			
<u>Unincorporated</u>			
Poway Road, Iola to Ridgedale, Poway (Install 6875 ft. of underground, remove 53 poles and 9425 ft. of overhead line) Work orders 5293920 and 5293925	353 311 ✓		353 311
Main Street, Juniper to Fallbrook Street, Fallbrook (Install 3200 ft. of underground, remove 16 poles and 3755 ft. of overhead line) Work orders 5294210 and 5294215	149 073 ✓		149 073
Main Street, Fallbrook Street to Clemmens Lane, Fallbrook (Install 3600 ft. of underground, remove 30 poles and 4449 ft. of overhead line) Work orders 5345600 and 5345605	433 091 ✓		433 091
Euclid Avenue, 24th to Ridgeway (Install 1588 ft. of underground, remove 8 poles and 1689 ft. of overhead line) Work orders 5368140 and 5368145 Note: Actual cost includes an equivalent relocation credit of \$7,518. This was a joint project with City of Nat'l City	83 849 ✓		83 849
Unincorporated Total	1 026 842		1 026 842

1975
PUC
report

RULE 31.A
SAN DIEGO GAS & ELECTRIC COMPANY
REPORT ON CONVERSIONS OF OVERHEAD TO UNDERGROUND
ELECTRIC DISTRIBUTION FACILITIES

<u>Description and Location</u>	<u>Distribution of Costs</u>		
	<u>Utility</u>	<u>Others</u>	<u>Total</u>
	\$	\$	\$
<u>County of Orange</u>			
<u>San Clemente</u>			
Del Pacifico Area (Install 788 ft. of underground, remove 7 poles and 984 ft. of overhead line) Work orders 5339900 and 5339905 Note: This was a combination 31.A/31.B project. Balance of work reported under Rule 31.B	14 505 ✓		14 505
<u>Unincorporated</u> <i>Orange</i>			
Pacific Coast Highway Del Obispo to Serra Jct. (Install 3820 ft. of underground, remove 25 poles and 4890 ft. of overhead line) Work orders 5238160 and 5238165 Note: Actual cost includes an equivalent relocation credit of \$5,370	344 798 ✓		344 798

ORIGINAL



SAN DIEGO GAS & ELECTRIC COMPANY

P.O. BOX 1831 SAN DIEGO, CALIFORNIA 92112
(714) 232-4252

March 22, 1976

1975

FILE NO. PUG 100
C.8209
(Underground)

Public Utilities Commission
State of California
State Building
San Francisco, California 94102

Attention: Mr. William R. Johnson
Executive Director

Gentlemen:

In accordance with Ordering Paragraph 7 of Decision 73078 in Case 8209, San Diego Gas & Electric Company is submitting here-with a full report on conversion work completed during the year 1975, including a list and description of each project and indicating the distribution of costs as between the utility and others. You will find the report broken into the three categories of Rule 31A, B and C.

The following information is the overall status of our Rule 31A conversion program in our territory as of December 31, 1975:

A. <u>Completed</u> projects previously reported (1968-1974)	\$14 536 967
B. <u>Completed</u> current year projects as of December 31, 1975	<u>4 778 320</u>
C. Total <u>completed</u> projects (1968-1975)	\$19 315 287
D. Funds identified for projects in <u>progress</u> as of December 31, 1975	3 756 641
E. Funds identified for <u>committed</u> projects as of December 31, 1975	4 856 811*
F. Funds held in reserve for identified areas under <u>study</u> by active underground communities as of December 31, 1975	3 378 000*

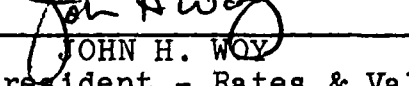
G. Funds held for future use by entities where no activity is under way as of December 31, 1975	<u>None</u>
Total of lines C through G	\$31 306 739
H. 1968 through 1975 allocation	24 436 227
1976 allocation	6 350 000
Total allocation through 1976	\$30 786 227

*Some will utilize 1976/1977 allocations

The attached glossary covers terms used in the foregoing status report and the following detailed report.

Very truly yours,

SAN DIEGO GAS & ELECTRIC COMPANY

By 
JOHN H. WOY
Vice President - Rates & Valuation

JHW/JCC:jp
Attachment (3)

cc: CPUC - Los Angeles w/att

GLOSSARY FOR RULE 31 CONVERSION REPORT

A. Completed Projects Previously Reported

Total amount of completed jobs reported in prior years. These amounts are reported on a completed cost basis (overhead and underground).

B. Completed Current Year Projects

Total amount expended on projects where all work has been completed during the current year (includes both overhead and underground costs). Work orders have been closed, completed costs confirmed, and reaffirmation has been made to the political entity of the charges to their allocation.

C. Total Completed Projects 1968 Through 1975

D. Progress

Projects where construction work has been started in the field under a duly established underground district provided for in the entity's enabling legislation under the criteria set forth in Rule 31A.

E. Committed

Projects where the underground district has been duly established under the enabling legislation provided by the local entity, but no construction work order estimates or commitment to the local entity.

F. Study

Areas within active undergrounding political entities where study is under way or the entity intends, in consultation with the utility, to form an underground district or districts. This amount is the initial estimate of the cost of these future projects.

G. No Activity

The allocation to those political entities where no action has been taken to becoming an active undergrounding community under the definition of this rule, and in some instances where we have been informed by the political body that they do not foresee future efforts in this regard.

GLOSSARY FOR RULE 31 CONVERSIONS REPORT
Page 2

H. Allocations

Total funds committed by the utility for this effort. This amount is equal to the Company's total-to-date allocation, excluding the current year allocations.

1976 Allocation

This amount is the Company's total current year allocation.

OTHER TERMS

Utility cost - Net utility expense for work made necessary by the conversion after deducting credits.

Others cost - Payment made by an applicant or estimated value of facilities installed by him. When the applicant performs the trenching, the cost of trenching, backfilling and repavement is not included.

Feet of Underground Installed - Street Footage required for job.

Number of Poles Removed - Net figure (removed-installed).

Feet of Overhead Line Removed - Distance between poles removed and to remaining poles.

Total Summary
 - By Rule -
 San Diego Gas & Electric Company
 Report on Conversions of Overhead to Underground
 Electric Distribution Facilities
 Year 1975

Rule	Location	Distribution of Costs		
		Utility \$	Others \$	Total \$
31A	City of Chula Vista	316 276		316 276
	City of El Cajon	199 895		199 895
	City of Escondido	336 323		336 323
	City of Imperial Beach	107 186		107 186
	City of National City	323 676		323 676
	City of Oceanside	224 540		224 540
	City of San Diego	1 636 048		1 636 048
	City of San Marcos	19 884		19 884
	City of Vista	441 065		441 065
	County of San Diego - Unincorporated	1 173 427		1 173 427
	Total Rule 31A	4 778 320		4 778 320
31B	City of Carlsbad	53 134	16 400	69 534
	City of Coronado	21 738	16 443	38 181
	City of National City	14 813	12 917	27 730
	City of San Diego	114 063	213 041	327 104
	County of San Diego - Unincorporated	26 352	68 574	94 926
	County of Orange - Unincorporated	13 731	10 511	24 242
	Total Rule 31B	243 831	337 886	581 717
31C	City of Del Mar	1 813	11 094	12 907
	City of El Cajon	621	2 255	2 876
	City of Escondido	4 583	4 030	8 613
	City of La Mesa	1 279	2 672	3 951
	City of Oceanside	809	2 542	3 351
	City of San Diego	77 681	135 342	213 023
	City of San Marcos	9 675	15 226	24 901
	City of Vista	1 897	7 705	9 602
	County of San Diego - Unincorporated	34 625	62 597	97 222
	City of San Juan Capistrano	17 700	69 019	86 719
	Total Rule 31C	150 683	312 482	463 165
	Total Rule 31 Conversions	5 172 834	650 368	5 823 202

Total Summary
 -By County-
 San Diego Gas & Electric Company
 Report on Conversions of Overhead to Underground
 Electric Distribution Facilities
 Year 1975

Location	Distribution of Costs		
	<u>Utility</u>	<u>Others</u>	<u>Total</u>
	\$	\$	\$
County of San Diego			
Rule 31A	4 778 320		4 778 320
31B	230 100	327 375	557 475
31C	<u>132 983</u>	<u>243 463</u>	<u>376 446</u>
Total	<u>5 141 403</u>	<u>570 838</u>	<u>5 712 241</u>
County of Orange			
Rule 31A	- 0 -		- 0 -
31B	13 731	10 511	24 242
31C	17 700	69 019	86 719
Total	<u>31 431</u>	<u>79 530</u>	<u>110 961</u>
Total Conversions	<u>5 172 834</u>	<u>650 368</u>	<u>5 823 202</u>

NOTE: This report relates only to utility-owned facilities. Expenditures by customers and political entities to convert their own facilities to underground are not included.

RULE 31.A
 SAN DIEGO GAS & ELECTRIC COMPANY
 REPORT ON CONVERSIONS OF OVERHEAD TO UNDERGROUND
 ELECTRIC DISTRIBUTION FACILITIES

<u>Description and Location</u>	<u>Distribution of Costs</u>		
	<u>Utility</u>	<u>Others</u>	<u>Total</u>
	\$	\$	\$
<u>County of San Diego</u>			
<u>Chula Vista</u>			
Broadway, "F" to "H" Street (Install 3800 ft. of underground, remove 41 poles and 5435 ft. of overhead line) Work orders 5371010 and 5371015	316 276 ✓		316 276
<u>El Cajon</u>			
Ballantyne Street #1, Main Street to I-8 (Install 5500 ft. of underground, remove 32 poles and 5610 ft. of overhead line) Work orders 5355680 and 5355685 Note: Actual cost includes an equivalent relocation credit of \$18,862	171 852 ✓		171 852
Super Block, Julian S/O Park Avenue (Install 750 ft. of underground, remove 9 poles and 1230 ft. of overhead line) Work orders 5389050 and 5389055	<u>28 043</u> ✓		<u>28 043</u>
El Cajon Total	199 895		199 895

RULE 31.A
 SAN DIEGO GAS & ELECTRIC COMPANY
 REPORT ON CONVERSIONS OF OVERHEAD TO UNDERGROUND
 ELECTRIC DISTRIBUTION FACILITIES

<u>Description and Location</u>	Distribution of Costs		
	Utility	Others	Total
	\$	\$	\$
<u>County of San Diego</u>			
<u>Escondido</u>			
Broadway, Washington to Grand (Install 2850 ft. of underground, remove 19 poles and 3705 ft. of overhead line) Work orders 5412780 and 5412785	237 845 ✓		237 845
Escondido Boulevard, Grand to 5th Avenue (Install 1980 ft. of underground, remove 14 poles and 3145 ft. of overhead line) Work orders 5381030 and 5381035 Note: Actual cost includes an equivalent relocation credit of \$10,263	<u>98 478</u> ✓		<u>98 478</u>
Escondido Total	336 323		336 323
<u>Imperial Beach</u>			
Palm Avenue, First Street to 3rd Street (Install 1500 ft. of underground, remove 21 poles and 1500 ft. of overhead line) Work orders 5412120 and 5412125 Note: Actual cost includes an equivalent relocation credit of \$9,919	107 186 ✓		107 186
<u>National City</u>			
National Avenue, 12th Street to 22nd (Install 4480 ft. of underground, remove 64 poles and 10310 ft. of overhead line) Work orders 5384650 and 5384655	323 676 ✓		323 676

RULE 31.A
 SAN DIEGO GAS & ELECTRIC COMPANY
 REPORT ON CONVERSIONS OF OVERHEAD TO UNDERGROUND
 ELECTRIC DISTRIBUTION FACILITIES

<u>Description and Location</u>	<u>Distribution of Costs</u>		
	<u>Utility</u> \$	<u>Others</u> \$	<u>Total</u> \$
<u>County of San Diego</u>			
<u>Oceanside</u>			
Pacific Street, Witherby to Cassidy (Install 2732 ft. of underground, remove 20 poles and 2530 ft. of overhead line) Work orders 5368340 and 5368345	224 540 ✓		224 540
<u>San Diego</u>			
Carlton Street, Scott to Shafer (Install 250 ft. of underground, remove 5 poles and 350 ft. of overhead line) Work orders 5441190 and 5441195	14 485 ✓		14 485
Washington Street, 3rd Street to 9th Street (Install 4800 ft. of underground, remove 38 poles and 5625 ft. of overhead line) Work orders 5363180 and 5363185	268 973 ✓		268 973
Imperial Avenue, 46th to Escuela (Install 1500 ft. of underground, remove 9 poles and 2098 ft. of overhead line) Work orders 5398400 and 5398405	120 349 ✓		120 349
12th Avenue and portions of A & B Streets (Install 3725 ft. of underground, remove 42 poles and 4675 ft. of overhead line) Work orders 5380410 and 5380415	389 530 ✓		389 530

RULE 31.A
 SAN DIEGO GAS & ELECTRIC COMPANY
 REPORT ON CONVERSIONS OF OVERHEAD TO UNDERGROUND
 ELECTRIC DISTRIBUTION FACILITIES

<u>Description and Location</u>	<u>Distribution of Costs</u>		
	<u>Utility</u>	<u>Others</u>	<u>Total</u>
	\$	\$	\$
<u>County of San Diego</u>			
<u>San Diego (continued)</u>			
Paradise Valley Road @ Meadow Brook (Install 605 ft. of underground, remove 14 poles and 4910 ft. of overhead line) Work orders 5433000 and 5433005	87 874 ✓		87 874
Heritage Park, Juan Street E/O Harney (Install 1800 ft. of underground, remove 16 poles and 2602 ft. of overhead line) Work orders 5432360 and 5432365 Note: This was a joint project with the County of San Diego	121 166 ✓		121 166
Grand Ave., Ocean to Ingraham (Install 2920 ft. of underground, remove 27 poles and 3720 ft. of overhead line) Work orders 5395220 and 5395225	142 240 ✓		142 240
Palm Avenue, 16th Street to 19th Street (Install 2700 ft. of underground, remove 38 poles and 3800 ft. of overhead line) Work orders 5371290 and 5371295	223 011 ✓		223 011
College Avenue, El Cajon Boulevard to Montezuma (Install 1400 ft. of underground, remove 10 poles and 1400 ft. of overhead line) Work orders 5449650 and 5449655	88 569 ✓		88 569

RULE 31.A
 SAN DIEGO GAS & ELECTRIC COMPANY
 REPORT ON CONVERSIONS OF OVERHEAD TO UNDERGROUND
 ELECTRIC DISTRIBUTION FACILITIES

<u>Description and Location</u>	<u>Distribution of Costs</u>		
	<u>Utility</u>	<u>Others</u>	<u>Total</u>
	\$	\$	\$
<u>County of San Diego</u>			
<u>San Diego (continued)</u>			
Palm Avenue, 16th Street to 14th Street (Install 3350 ft. of underground remove 22 poles and 3145 ft. of overhead line) Work orders 5412110 and 5412115	179 851 ✓		179 851
San Diego Total	1 636 048		1 636 048
<u>San Marcos</u>			
Linda Vista Road, E/O Rancho Santa Fe Road (Install 1425 ft. of underground, remove 5 poles and 1090 ft. of overhead line) Work orders 5415380 and 5415385 Note: Actual cost includes an equivalent relocation credit of \$4,342	19 884 ✓		19 884
<u>Vista</u>			
Santa Fe Avenue, Sunset to Cypress (Install 8860 ft. of underground, remove 49 poles and 10596 ft. of overhead line) Work orders 5299740, 5299741 and 5299745 Note: Actual cost includes an equivalent relocation credit of \$27,535 = 413,530	441 065 ✓		441 065
<u>Unincorporated</u>			
Poway Road, Tarascan to Ridgedale (Install 4525 ft. of underground remove 35 poles and 7051 ft. of overhead line) Work orders 5368350 and 5368355	237 071 ✓		237 071

*Placed
on 20F
Report*

RULE 31.A
 SAN DIEGO GAS & ELECTRIC COMPANY
 REPORT ON CONVERSIONS OF OVERHEAD TO UNDERGROUND
 ELECTRIC DISTRIBUTION FACILITIES

<u>Description and Location</u>	<u>Distribution of Costs</u>		
	<u>Utility</u> \$	<u>Others</u> \$	<u>Total</u> \$
<u>County of San Diego</u>			
<u>Unincorporated (continued)</u>			
Paseo Delicias, El Tordo to El Montevideo (Install 4250 ft. of underground, remove 34 poles and 6800 ft. of overhead line) Work orders 5428910 and 5428915	355 002 ✓		355 002
Broadway and Campo Road Phase 1 (Install 3500 ft. of underground, remove 24 poles and 4265 ft. of overhead line) Work orders 5362700 and 5371580 Note: Actual cost includes an equivalent relocation credit of \$11,307	208 990 ✓		208 990
Heritage Park, Juan Street to Harney (Install 600 ft. of underground, remove 5 poles and 868 ft. of overhead line) Work orders 5432360 and 5342365 Note: This was a joint project with the City of San Diego	40 389 ✓		40 389
University Avenue, 70th Street to Yale (Install 2460 ft. of underground, remove 28 poles and 3720 ft. of overhead line) Work orders 5395570 and 5395575	247 968 ✓		247 968
El Camino Real, W/O Rancho Carlsbad (Install 2050 ft. of underground, remove 8 poles and 2015 ft. of overhead line) Work orders 5398360 and 5398365	<u>84 007</u> ✓		<u>84 007</u>
Unincorporated total	1 173 427		1 173 427

RULE 31.B
 SAN DIEGO GAS & ELECTRIC COMPANY
 REPORT ON CONVERSIONS OF OVERHEAD TO UNDERGROUND
 ELECTRIC DISTRIBUTION FACILITIES

<u>Description and Location</u>	<u>Distribution of Costs</u>		
	<u>Utility</u>	<u>Others</u>	<u>Total</u>
	\$	\$	\$
<u>County of San Diego</u>			
<u>Carlsbad</u>			
Palomar Industrial Park Palomar Airport Road & El Camino Real (Install 1200 ft. of underground, remove 6 poles and 2700 ft. of overhead line) Work orders 5394640 and 5394645	53 134	16 400	69 534
<u>Coronado</u>			
Trinidad Village #9 Coronado Cays (Install 1675 ft. of underground, remove 6 poles and 1870 ft. of overhead line) Work orders 5393040 and 5393045	21 738	16 443	38 181
<u>National City</u>			
South Bay Town & Country Sweetwater Road E/O Edgemere Road (Install 820 ft. of underground, remove 10 poles and 897 ft. of overhead line) Work orders 5405810 and 5405815	14 813	12 917	27 730
<u>San Diego</u>			
Clairemont Mesa Industrial Park Clairemont Mesa Boulevard W/O Kearny Villa Road (Install 210 ft. of underground, remove 5 poles and 925 ft. of overhead line) Work orders 5376260 and 5376265	10 965	2 088	13 053

RULE 31.B
 SAN DIEGO GAS & ELECTRIC COMPANY
 REPORT ON CONVERSIONS OF OVERHEAD TO UNDERGROUND
 ELECTRIC DISTRIBUTION FACILITIES

<u>Description and Location</u>	<u>Distribution of Costs</u>		
	<u>Utility</u>	<u>Others</u>	<u>Total</u>
	\$	\$	\$
<u>County of San Diego</u>			
<u>San Diego (continued)</u>			
Federal Court House Broadway & "F" & Union (Install 500 ft. of underground, remove 6 poles and 520 ft. of overhead line) Work orders 5272190 and 5272195	4 537	28 966	33 503
Balboa Plaza Shopping Center Balboa Avenue E/O Clairemont Drive (Install 330 ft. of underground, remove 5 poles and 910 ft. of overhead line) Work orders 5432090 and 5432095	5 701	7 316	13 017
San Diego City College Russ Boulevard E/O 12th Street (Install 900 ft. of underground, remove 11 poles and 1180 ft. of overhead line) Work orders 5380420 and 5380415	14 901	56 186	71 087
Coast Packing Material Miramar Road W/O Empire (Install 1425 ft. of underground, remove 4 poles and 2400 ft. of overhead line) Work orders 5415950 and 5415955	6 418	8 767	15 185
Hannah Subdivision Empire @ Miramar Road (Install 1400 ft. of underground, remove 2 poles and 2700 ft. of overhead line) Work orders 5415951 and 5415955	3 456	4 720	8 176

RULE 31.B
 SAN DIEGO GAS & ELECTRIC COMPANY
 REPORT ON CONVERSIONS OF OVERHEAD TO UNDERGROUND
 ELECTRIC DISTRIBUTION FACILITIES

<u>Description and Location</u>	<u>Distribution of Costs</u>		
	<u>Utility</u>	<u>Others</u>	<u>Total</u>
	\$	\$	\$
<u>County of San Diego</u>			
<u>San Diego (continued)</u>			
Princess Del Cerro #6 College S/O Lance (Install 880 ft. of underground, remove -0- poles and 1100 ft. of overhead line) Work orders 5144381 and 5144385	5 046	18 777	23 823
Scripps Clinic Torrey Pines Road N/O Genesee (Install 1420 ft. of underground, remove 16 poles and 2300 ft. of overhead line) Work orders 5371520 and 5371525	30 501	44 166	74 667
San Diego Center #1 Via De La Valle E/O I-5 (Install 1720 ft. of underground, remove 5 poles and 1325 ft. of overhead line) Work orders 5169280 and 5206330	<u>32 538</u>	<u>42 055</u>	<u>74 593</u>
San Diego Total	114 063	213 041	327 104
<u>Unincorporated</u>			
Cottonwood Estates Hillsdale & Vista Grande (Install 780 ft. of underground, remove 5 poles and 1320 ft. of overhead line) Work orders 5384010 and 5384015	4 760	9 771	14 531
Santa Teresa Estates S/O Julian Road (Install 230 ft. of underground, remove 4 poles and 2364 ft. of overhead line) Work orders 5329550 and 5329555	7 007	51 607	58 614

RULE 31.B
 SAN DIEGO GAS & ELECTRIC COMPANY
 REPORT ON CONVERSIONS OF OVERHEAD TO UNDERGROUND
 ELECTRIC DISTRIBUTION FACILITIES

<u>Description and Location</u>	<u>Distribution of Costs</u>		
	<u>Utility</u> \$	<u>Others</u> \$	<u>Total</u> \$
<u>County of San Diego</u>			
<u>Unincorporated</u> (continued)			
La Buena Vida #1 Winterhaven Drive E/O Mission Road (Install 1050 ft. of underground, remove 3 poles and 935 ft. of overhead line) Work orders 5368390 and 5368395	<u>14 585</u>	<u>7 196</u>	<u>21 781</u>
Unincorporated Total	26 352	68 574	94 926
<u>County of Orange</u>			
<u>Unincorporated</u>			
La Senda Drive, Three Arch Bay (Install 1900 ft. of underground, remove 15 poles and 2030 ft. of overhead line) Work orders 5333960 and 5333965	13 731	10 511	24 242

RULE 31.C
 SAN DIEGO GAS & ELECTRIC COMPANY
 REPORT ON CONVERSIONS OF OVERHEAD TO UNDERGROUND
 ELECTRIC DISTRIBUTION FACILITIES

<u>Description and Location</u>	<u>Distribution of Costs</u>		
	<u>Utility</u>	<u>Others</u>	<u>Total</u>
	\$	\$	\$
<u>County of San Diego</u>			
<u>Del Mar</u>			
Coast Del Mar 18th & Coast Boulevard (Install 450 ft. of underground, remove 1 pole and 250 ft. of overhead line) Work orders 5412530 and 5412535	1 813	11 094	12 907
<u>El Cajon</u>			
Rancho Conception Gustavo Street @ Ellen (Install 200 ft. of underground, remove 4 poles and 1000 ft. of overhead line) Work orders 5392990 and 5392995	621	2 255	2 876
<u>Escondido</u>			
Escondido Tract 215 La Paloma @ La Habra (Install 300 ft. of underground, remove 2 poles and 520 ft. of overhead line) Work orders 5362280 and 5362285	2 523	2 598	5 121
Felicita Village Shopping Center Escondido Boulevard N/O Felicita (Install 60 ft. of underground, remove 3 poles and 1370 ft. of overhead line) Work orders 5345190 and 5345195	<u>2 060</u>	<u>1 432</u>	<u>3 492</u>
Escondido Total	4 583	4 030	8 613

RULE 31.C
 SAN DIEGO GAS & ELECTRIC COMPANY
 REPORT ON CONVERSIONS OF OVERHEAD TO UNDERGROUND
 ELECTRIC DISTRIBUTION FACILITIES

<u>Description and Location</u>	<u>Distribution of Costs</u>		
	<u>Utility</u>	<u>Others</u>	<u>Total</u>
	\$	\$	\$
<u>County of San Diego</u>			
<u>La Mesa</u>			
Edgar, Lucille 9867 Edgar Place (Install 100 ft. of underground, remove 1 pole and 100 ft. of overhead line) Work orders 5453910 and 5453915	1 279	2 672	3 951
<u>Oceanside</u>			
Casa Monte #1 & #2 Fire Mountain Drive @ Laurel (Install 680 ft. of underground, remove 2 poles and 550 ft. of overhead line) Work orders 5334100 and 5334105	809	2 542	3 351
<u>San Diego</u>			
Park North Medical Center W/S 8th Avenue, N/O Washington (Install 185 ft. of underground, remove 1 pole and 150 ft. of overhead line) Work orders 5409520 and 5409525	320	8 396	8 716
Southland Manor 1 & 2 13th Street N/O Palm (Install 90 ft. of underground, remove 1 pole and 75 ft. of overhead line) Work orders 5337440 and 5337445	(310)	2 345	2 035
Kearney Villa Park Kearney Villa Road @ Chesapeake Drive (Install 485 ft. of underground, remove 1 pole and 400 ft. of overhead line) Work orders 5381000 and 5381005	18 097	11 702	29 799

RULE 31.C
 SAN DIEGO GAS & ELECTRIC COMPANY
 REPORT ON CONVERSIONS OF OVERHEAD TO UNDERGROUND
 ELECTRIC DISTRIBUTION FACILITIES

<u>Description and Location</u>	<u>Distribution of Costs</u>		
	<u>Utility</u>	<u>Others</u>	<u>Total</u>
	\$	\$	\$
<u>County of San Diego</u>			
<u>San Diego (continued)</u>			
Cole Moving & Storage 10827 Sorrento Valley Road (Install 335 ft. of underground, remove 1 pole and 330 ft. of overhead line) Work orders 5450730 and 5450735	11 127	13 747	24 874
First Baptist Church of Pacific Beach Soledad Mountain @ Chalcedony (Install 440 ft. of underground, remove 1 pole and 550 ft. of overhead line) Work orders 5432110 and 5412895	2 306	6 684	8 990
MVG Subdivision Hotel Circle South W/O Hwy 163 (Install 450 ft. of underground, remove 3 poles and 490 ft. of overhead line) Work orders 5433090 and 5433095	1 003	16 524	17 527
Mission Bay Condominium Asher & Morena (Install 680 ft. of underground, remove 2 poles and 900 ft. of overhead line) Work orders 5368500 and 5368505	624	4 709	5 333
Cerise Subdivision Orcutt Avenue E/O Mission Gorge Road (Install 380 ft. of underground, remove 3 poles and 330 ft. of overhead line) Work orders 5278840 and 5278845	11 101	9 357	20 458

RULE 31.C
 SAN DIEGO GAS & ELECTRIC COMPANY
 REPORT ON CONVERSION OF OVERHEAD TO UNDERGROUND
 ELECTRIC DISTRIBUTION FACILITIES

<u>Description and Location</u>	<u>Distribution of Costs</u>		
	<u>Utility</u>	<u>Others</u>	<u>Total</u>
	\$	\$	\$
<u>County of San Diego</u>			
<u>San Diego</u> (continued)			
Calle Del Cielo S/O Calle Del Oro (Cerca De La Playa) (Install 750 ft. of underground, remove 4 poles and 405 ft. of overhead line) Work orders 5375590 and 5375595	3 475	2 458	5 933
Coronado Square 19th Street @ Coronado Avenue (Install 225 ft. of underground, remove 1 pole and 650 ft. of overhead line) Work orders 5375550 and 5375555	6 590	30 997	37 587
May Company Shopping Center Mission Center Road N/O Camino Del Rio (Install 1450 ft. of underground, remove 2 poles and 1160 ft. of overhead line) Work orders 53508512 and 5350855	<u>23 348</u>	<u>28 423</u>	<u>51 771</u>
San Diego Total	77 681	135 342	213 023
<u>San Marcos</u>			
El Parque #1 Richland @ Fulton (Install 625 ft. of underground, remove 3 poles and 2065 ft. of overhead line) Work orders 5362570 and 5362575	9 675	15 226	24 901

RULE 31.C
 SAN DIEGO GAS & ELECTRIC COMPANY
 REPORT ON CONVERSION OF OVERHEAD TO UNDERGROUND
 ELECTRIC DISTRIBUTION FACILITIES

<u>Description and Location</u>	<u>Distribution of Costs</u>		
	<u>Utility</u> \$	<u>Others</u> \$	<u>Total</u> \$
<u>County of San Diego</u>			
<u>Vista</u>			
R. E. Askey 936 Phillips Street (Install 230 ft. of underground, remove 2 poles and 320 ft. of overhead line) Work orders 5465890 and 5465895	489	2 310	1 699
Vista Hermosa N/O Eucalyptus E/O Alesta (Install 435 ft. of underground, remove -0- poles and 420 ft. of overhead line) Work orders 5318580 and 5318585	<u>1 408</u>	<u>5 395</u>	<u>6 803</u>
Vista Total	1 897	7 705	9 602
<u>Unincorporated</u>			
Vogue Vista Villas #1 Avocado S/O Hannilei (Install 2350 ft. of underground, remove 2 poles and 700 ft. of overhead line) Work order 5339490 and 5339495	1 717	3 611	5 328
Bonita Dell Cienega Drive N/O Pradera (Install 365 ft. of underground, remove 1 pole and 590 ft. of overhead line) Work orders 5380180 and 5380185	1 595	8 368	9 963
Palomar Airport Palomar Airport Road W/O El Camino Real (Install 10 ft. of underground, remove 2 poles and 140 ft. of overhead line) Work orders 5371370 and 5371375	(201)	1 446	1 245

RULE 31.C
 SAN DIEGO GAS & ELECTRIC COMPANY
 REPORT ON CONVERSION OF OVERHEAD TO UNDERGROUND
 ELECTRIC DISTRIBUTION FACILITIES

<u>Description and Location</u>	<u>Distribution of Costs</u>		
	<u>Utility</u>	<u>Others</u>	<u>Total</u>
	\$	\$	\$
<u>County of San Diego</u>			
<u>Unincorporated (continued)</u>			
Oxford Arms 4th Street W/O Naples (Install 110 ft. of underground, remove 1 pole and 780 ft. of overhead line) Work orders 5454042 and 5454045	1 887	2 790	4 677
Hidden Meadows #2 Mountain Meadows Road N/O Sage Hill (Install 1395 ft. of underground, remove 6 poles and 2480 ft. of overhead line) Work orders 5150240 and 5150245	12 819	5 168	17 987
Rancho La Costa La Costa Avenue E/O El Camino Real (Install 280 ft. of underground, remove 2 poles and 480 ft. of overhead line) Work orders 5294060 and 5294065	578	1 040	1 618
Mercado Del Sol Sierra Avenue @ Del Mar Street (Install 400 ft. of underground, remove -0- poles and 160 ft. of overhead line) Work orders 5395180 and 5395185	1 382	19 463	20 845
Casa Real #5 Pomerado Road N/O Berta (Install 455 ft. of underground, remove 2 poles and 460 ft. of overhead line) Work orders 5406110 and 5400385	5 094	8 119	13 213

RULE 31.C
 SAN DIEGO GAS & ELECTRIC COMPANY
 REPORT ON CONVERSION OF OVERHEAD TO UNDERGROUND
 ELECTRIC DISTRIBUTION FACILITIES

<u>Description and Location</u>	<u>Distribution of Costs</u>		
	<u>Utility</u> \$	<u>Others</u> \$	<u>Total</u> \$
<u>County of San Diego</u>			
<u>Unincorporated (continued)</u>			
Rancho Verde #3 Pomerado & La Manda (Install 300 ft. of underground, remove 2 poles and 250 ft. of overhead line) Work orders 5189821 and 5189825	1 733	3 168	4 901
Rancho Verde #4 Pomerado N/O La Manda (Install 700 ft. of underground, remove 4 poles and 1010 ft. of overhead line) Work orders 5232201 and 5232205	6 563	5 758	12 321
Jack Boos La Espada E/O Rancho Santa Fe (Install 60 ft. of underground, remove 1 pole and 85 ft. of overhead line) Work orders 5465530 and 5465535	19	1 912	1 931
San Diego Country Estates #2 San Vicente Road E/O Wildcat Canyon Road (Install 200 ft. of underground, remove 5 poles and 1750 ft. of overhead line) Work orders 5299530 and 5299535	<u>1 439</u>	<u>1 754</u>	<u>3 193</u>
Unincorporated Total	34 625	62 597	97 222
<u>County of Orange</u>			
<u>San Juan Capistrano</u>			
Smyth Brothers Phase 1 Camino Capistrano and Avenida Aeropuerto (Install 800 ft. of underground, remove 2 poles and 445 ft. of overhead line) Work orders 5412200 and 5412205	6 328	2 967	9 295

RULE 31.C
 SAN DIEGO GAS & ELECTRIC COMPANY
 REPORT ON CONVERSION OF OVERHEAD TO UNDERGROUND
 ELECTRIC DISTRIBUTION FACILITIES

<u>Description and Location</u>	<u>Distribution of Costs</u>		
	<u>Utility</u>	<u>Others</u>	<u>Total</u>
	\$	\$	\$
<u>County of Orange</u>			
<u>San Juan Capistrano (continued)</u>			
Alipaz Shopping Center Del Obispo Street (Install 580 ft. of underground, remove 1 pole and 180 ft. of overhead line) Work orders 5428890 and 5428895	940	13 154	14 094
Tract 8130 Village Road @ Traboco (Install 780 ft. of underground, remove 4 poles and 1190 ft. of overhead line) Work orders 5432150 and 5432155	9 697	51 658	62 355
Hawkins Mobile Home Park Ortega Hwy E/O I-5 (Install 360 ft. of underground, remove 5 poles and 1980 ft. of overhead line) Work orders 5241061 and 5241065	<u>735</u>	<u>1 240</u>	<u>1 975</u>
San Juan Capistrano Total	17 700	69 019	86 719

1976
April 1, 1977PUG 100
C. 8209
(Underground)

Public Utilities Commission
State of California
State Building
San Francisco, California 94102

Attention: Mr. Herbert L. Farmer
Acting Executive Director

Gentlemen:

In accordance with Ordering Paragraph 7 of Decision 73078 in Case 8209, San Diego Gas & Electric Company is submitting herewith a full report on conversion work completed during the year 1976, including a list and description of each project and indicating the distribution of costs as between the utility and others. You will find the report broken into the four categories of Rule 20A, B, C and Other.

The following information is the overall status of our Rule 20A conversion program in our territory as of December 31, 1976:

A. <u>Completed</u> projects previously reported (1968-1975)	\$19 315 287
B. <u>Completed</u> current year projects as of December 31, 1976	<u>3 772 655</u>
C. Total <u>completed</u> projects (1968-1976)	\$23 087 942
D. Funds identified for projects in <u>progress</u> as of December 31, 1976	2 353 942
E. Funds identified for <u>committed</u> projects as of December 31, 1976	6 212 992*
F. Funds held in reserve for identified areas under <u>study</u> by active underground communities as of December 31, 1976	5 864 000*

G. Funds held for future use by entities where no activity is under way as of December 31, 1976	<u>None</u>
Total of lines C through G	\$37 518 876
H. 1968 through 1976 allocation	30 786 227
1977 allocation (requested)	7 297 000
Total allocation through 1977	\$38 083 227

*Some will utilize 1977/1978 allocations

The attached glossary covers terms used in the foregoing status report and the following detailed report.

Very truly yours,

SAN DIEGO GAS & ELECTRIC COMPANY

By _____
JOHN H. WOY
Vice President - Rates & Valuation

JHW/JCC:nkw

Attachment (3)

cc: CPUC - Los Angeles w/att

bc w/o att:	R. E. Morris	C. E. Gibson
	J. R. Belt	R. R. Higgins
	D. W. Gilman	D. L. Hopkins
	R. L. Meyer	T. I. Jarrard
	P. M. Klauber	A. P. Klein
	J. E. Thomas	A. G. Strachan
	✓J. C. Carnahan	

Total Summary
 - By Rule -
 San Diego Gas & Electric Company
 Report on Conversions of Overhead to Underground
 Electric Distribution Facilities
 Year 1976

Rule	Location	Distribution of Costs		
		Utility \$	Others \$	Total \$
20A	City of Carlsbad	78 311		78 311
	City of Chula Vista	227 358		227 358
	City of El Cajon	55 676		55 676
	City of Escondido	147 768		147 768
	City of Imperial Beach	141 978		141 978
	City of San Diego	2 026 805		2 026 805
	County of San Diego - Unincorporated	890 946		890 946
	City of San Clemente	203 813		203 813
	Total Rule 20A	<u>3 772 655</u>		<u>3 772 655</u>
20B	City of Chula Vista	40 466	13 426	53 892
	City of Oceanside	28 686	8 209	36 895
	City of San Diego	147 005	193 001	340 006
	City of Vista	6 703	735	7 438
	County of San Diego - Unincorporated	65 997	115 380	181 377
	City of San Juan Capistrano	19 393	76 078	95 471
	County of Orange - Unincorporated	88 717	36 539	125 256
	Total Rule 20B	<u>396 967</u>	<u>443 368</u>	<u>840 335</u>
20C	City of El Cajon	164	2 359	2 523
	City of Escondido	3 556	16 557	20 113
	City of La Mesa	0	965	965
	City of San Diego	12 219	84 491	96 710
	City of San Marcos	1 394	1 220	2 614
	City of Vista	(475)	7 438	6 963
	County of San Diego - Unincorporated	15 656	100 742	116 398
	City of San Juan Capistrano	11 301	40 386	51 687
	County of Orange - Unincorporated	514	1 501	2 015
	Total Rule 20C	<u>44 329</u>	<u>255 659</u>	<u>299 988</u>
	Total Rule 20 Conversions	<u>4 213 951</u>	<u>699 027</u>	<u>4 912 978</u>
Other	City of San Diego	25 308	0	25 308
	County of San Diego - Unincorporated	7 721	0	7 721
	Total Other	<u>33 029</u>	<u>0</u>	<u>33 029</u>
	Total All Conversions	<u>4 246 980</u>	<u>699 027</u>	<u>4 946 007</u>

Total Summary
 - By County -
 San Diego Gas & Electric Company
 Report on Conversions of Overhead to Underground
 Electric Distribution Facilities
 Year 1976

Location	Distribution of Costs		
	<u>Utility</u>	<u>Others</u>	<u>Total</u>
	\$	\$	\$
County of San Diego			
Rule 20A	3 568 842		3 568 842
20B	288 857	330 751	619 608
20C	32 514	213 772	246 286
Other	<u>33 029</u>	<u>0</u>	<u>33 029</u>
Total	<u>3 923 242</u>	<u>544 523</u>	<u>4 467 765</u>
County of Orange			
Rule 20A	203 813		203 813
20B	108 110	112 617	220 727
20C	<u>11 815</u>	<u>41 887</u>	<u>53 702</u>
Total	<u>323 738</u>	<u>154 504</u>	<u>478 242</u>
Total Conversions	<u>4 246 980</u>	<u>699 027</u>	<u>4 946 007</u>

NOTE: This report relates only to utility-owned facilities. Expenditures by customers and political entities to convert their own facilities to underground are not included.

RULE 20.A
 SAN DIEGO GAS & ELECTRIC COMPANY
 REPORT ON CONVERSIONS OF OVERHEAD TO UNDERGROUND
 ELECTRIC DISTRIBUTION FACILITIES

<u>Description and Location</u>	<u>Distribution of Costs</u>		
	<u>Utility</u>	<u>Others</u>	<u>Total</u>
	\$	\$	\$
<u>County of San Diego</u>			
<u>Carlsbad</u>			
Roosevelt, Elm to Beech (Install 1500 ft. of underground, remove 15 poles and 1635 ft. of overhead line) Work orders 5412480 and 5412485	78 311 ✓		78 311
<u>Chula Vista</u>			
Broadway, H to I (Install 1900 ft. of underground, remove 17 poles and 2395 ft. of overhead line) Work orders 5420680 and 5420685	227 358 ✓		227 358
<u>El Cajon</u>			
Ballantyne St., Phase 2 I-8 to Broadway (Install 2360 ft. of underground, remove 13 poles and 1890 ft. of overhead line) Work orders 5433790 and 5433795 Note: Actual cost includes an equivalent relocation credit of \$12,329	55 676 ✓		55 676
<u>Escondido</u>			
Ash Street Grand to 3rd (Install 1310 ft. of underground, remove 13 poles and 2700 ft. of overhead line) Work orders 5441550 and 5441555 Note: Actual cost includes an equivalent relocation credit of \$2,454	147 768 ✓		147 768

RULE 20.A
 SAN DIEGO GAS & ELECTRIC COMPANY
 REPORT ON CONVERSIONS OF OVERHEAD TO UNDERGROUND
 ELECTRIC DISTRIBUTION FACILITIES

<u>Description and Location</u>	<u>Distribution of Costs</u>		
	<u>Utility</u> \$	<u>Others</u> \$	<u>Total</u> \$
<u>County of San Diego</u>			
<u>Imperial Beach</u>			
Palm Avenue 3rd to 5th (Install 1640 ft. of underground, remove 14 poles and 2515 ft. of overhead line) Work orders 5505130 and 5505135	141 978 ✓		141 978
<u>San Diego</u>			
Euclid Avenue Lyon to Castana (Install 4200 ft. of underground, remove 43 poles and 6120 ft. of overhead line) Work orders 5440660, 5440665, 5395140 and 5267340	404 783 ✓		404 783
Mission Blvd. South El Carmel Pl. to Jetty (Install 8325 ft. of underground, remove 68 poles and 12385 ft. of overhead line) Work orders 5415320 and 5209956	1 054 175 ✓		1 054 175
West Point Loma Blvd. Sports Arena Blvd. to Riviera (Install 3700 ft. of underground, remove 22 poles and 6290 ft. of overhead line) Work orders 5432910 and 5432915	413 850 ✓		413 850

RULE 20.A
 SAN DIEGO GAS & ELECTRIC COMPANY
 REPORT ON CONVERSIONS OF OVERHEAD TO UNDERGROUND
 ELECTRIC DISTRIBUTION FACILITIES

<u>Description and Location</u>	<u>Distribution of Costs</u>		
	<u>Utility</u>	<u>Others</u>	<u>Total</u>
	\$	\$	\$
<u>County of San Diego</u>			
<u>San Diego (continued)</u>			
Mira Mesa Park Mira Mesa Blvd. E/O Camino Ruiz (Install 940 ft. of underground, remove 3 poles and 940 ft. of overhead line) Work orders 5466360 and 5466365 Note: This was a combination Rule 20.A/20.B project. Balance of work under 20.B	44 114 ✓		44 114
Market Street W/O 41st St. (Install 2800 ft. of underground, remove 20 poles and 3820 ft. of overhead line) Work orders 5484250 and 5484255 Note: Actual cost includes an equivalent relocation credit of \$15,263	<u>109 883</u> ✓		<u>109 883</u>
San Diego Total	2 026 805		2 026 805
<u>Unincorporated</u>			
Bonita Road 805 to Vista San Miguel Willow (Install 6775 ft. of underground, remove 35 poles and 9690 ft. of overhead line) Work orders 5426100 and 5426105 Note: Actual cost includes an equivalent relocation credit of \$51,442	345 976 ✓		345 976
Poway Road #3 Poway Rd. to Tran lines (Install 2050 ft. of underground, remove 32 poles and 6060 ft. of overhead line) Work orders 5432980, 5432985 and 5432986	440 437 ✓		440 437

1976

RULE 20.A
SAN DIEGO GAS & ELECTRIC COMPANY
REPORT ON CONVERSIONS OF OVERHEAD TO UNDERGROUND
ELECTRIC DISTRIBUTION FACILITIES

<u>Description and Location</u>	<u>Distribution of Costs</u>		
	<u>Utility</u>	<u>Others</u>	<u>Total</u>
	\$	\$	\$
<u>County of San Diego</u>			
<u>Unincorporated (continued)</u>			
Broadway and Campo Rd. (Install 1725 ft. of underground, remove 7 poles and 1690 ft. of overhead line) Work orders 5475830 and 5475835	104 533 ✓		104 533
Unincorporated Total	890 946		890 946
<u>County of Orange</u>			
<u>San Clemente</u>			
Tract 938/951 Magdalena St. E/O El Camino Real (Install 6872 ft. of underground, remove 41 poles and 6931 ft. of overhead line) Work orders 5432170 and 5432175	203 813 ✓		203 812

RULE 20.B
 SAN DIEGO GAS & ELECTRIC COMPANY
 REPORT ON CONVERSIONS OF OVERHEAD TO UNDERGROUND
 ELECTRIC DISTRIBUTION FACILITIES

<u>Description and Location</u>	<u>Distribution of Costs</u>		
	<u>Utility</u>	<u>Others</u>	<u>Total</u>
	\$	\$	\$
<u>County of San Diego</u>			
<u>Chula Vista</u>			
Otay Industrial Park N/S Main E/O Brandywine (Install 1150 ft. of underground, remove 2 poles and 1150 ft. of overhead line) Work orders 5415990 and 5415995	40 466	13 426	53 892
<u>Oceanside</u>			
El Camino Shop Center El Camino Real N/O Hwy. 78 (Install 1275 ft. of underground, remove 2 poles and 1020 ft. of overhead line) Work orders 5485120 and 5485125	28 686	8 209	36 895
<u>San Diego</u>			
Mira Mesa Park Mira Mesa Blvd. E/O Camino Ruiz (Install 1680 ft. of underground, remove 8 poles and 1640 ft. of overhead line) Work orders 5466360 and 5466365 Note: This was a combination 20.A/20.B project. Balance of work reported under 20.A	21 632	14 222	35 854
Friars Road S/O Zion (Install 760 ft. of underground, remove 6 poles and 805 ft. of overhead line) Work orders 5351320 and 5351325	14 914	14 602	29 516

RULE 20.B
 SAN DIEGO GAS & ELECTRIC COMPANY
 REPORT ON CONVERSIONS OF OVERHEAD TO UNDERGROUND
 ELECTRIC DISTRIBUTION FACILITIES

<u>Description and Location</u>	<u>Distribution of Costs</u>		
	<u>Utility</u>	<u>Others</u>	<u>Total</u>
	\$	\$	\$
<u>County of San Diego</u>			
<u>San Diego (continued)</u>			
Balboa Overcrossing Balboa @ Mercury St. (Install 1000 ft. of underground, remove 13 poles and 1425 ft. of overhead line) Work orders 5303531 and 5303535	41 288	28 878	70 166
Mercury S/O Armour (Install 900 ft. of underground, remove 4 poles and 780 ft. of overhead line) Work orders 5325030 and 5325035	329	492	821
Hidden Valley West E/S Hidden Vly Rd. N/O Via Capri (Install 250 ft. of underground, remove 3 poles and 1030 ft. of overhead line) Work orders 5420720 and 5420725	10 550	25 452	36 002
Sea Colony E/O Voltaire N/O Worden (Install 1620 ft. of underground, remove 8 poles and 1625 ft. of overhead line) Work orders 5476500 and 5476505	38 495	69 115	107 610
Lance Allworth Mini Warehouse, Princess View (Install 75 ft. of underground, remove 1 pole and 300 ft. of over- head line) Work orders 5367980 and 5367985	4 338	18 383	22 721

RULE 20.B
 SAN DIEGO GAS & ELECTRIC COMPANY
 REPORT ON CONVERSIONS OF OVERHEAD TO UNDERGROUND
 ELECTRIC DISTRIBUTION FACILITIES

<u>Description and Location</u>	<u>Distribution of Costs</u>		
	<u>Utility</u>	<u>Others</u>	<u>Total</u>
	\$	\$	\$
<u>County of San Diego</u>			
<u>San Diego (continued)</u>			
15th St., B to C Street S. D. City College (Install 210 ft. of underground, remove 1 pole and 300 ft. of overhead line) Work orders 5393150 and 5393155	15 459	21 857	37 316
San Diego Total	147 005	193 001	340 006
<u>Vista</u>			
Alta Cortez Cortez Ave. W/O Anza Ave. (Install 630 ft. of underground, remove 4 poles and 630 ft. of overhead line) Work orders 5329690 and 5215755	6 703	735	7 438
<u>Unincorporated</u>			
Range View Estates #2 E/S Espola Rd. S/O Twin Peaks Rd. (Install 700 ft. of underground, remove -0- poles and -0- ft. of overhead line) Work orders 5476780 and 5476785	5 512	22 497	28 009
Peppertree Park W/S McDonald Rd. S/O Palomino Rd. (Install 3450 ft. of underground, remove 14 poles and 4400 ft. of overhead line) Work orders 5429470 and 5429475	19 388	34 556	53 944

RULE 20.B
 SAN DIEGO GAS & ELECTRIC COMPANY
 REPORT ON CONVERSIONS OF OVERHEAD TO UNDERGROUND
 ELECTRIC DISTRIBUTION FACILITIES

<u>Description and Location</u>	<u>Distribution of Costs</u>		
	<u>Utility</u>	<u>Others</u>	<u>Total</u>
	\$	\$	\$
<u>County of San Diego</u>			
<u>Unincorporated (continued)</u>			
Poway Medical Center Pomerado Rd. N/O Monte (Install 800 ft. of underground, remove 5 poles and 1100 ft. of overhead line) Work orders 5450820 and 5450825	13 738	14 415	28 153
Vista Del Colinas E/End Euclid Ave. (Install 425 ft. of underground, remove 4 poles and 950 ft. of overhead line) Work orders 5313820 and 5313825	528	-0-	528
McMillan Jamacha #1 Jamacha Rd. @ Chase Ave. (Install 1110 ft. of underground, remove 6 poles and 1320 ft. of overhead line) Work orders 5299111 and 5299115	12 760	9 551	22 311
Tract 73-18, N/S Olivenhain E/O El Camino Real (Install 400 ft. of underground, remove 4 poles and 1230 ft. of overhead line) Work orders 5456400 and 5456405	<u>14 071</u>	<u>34 361</u>	<u>48 432</u>
Unincorporated Total	65 997	115 380	181 377

RULE 20.B
 SAN DIEGO GAS & ELECTRIC COMPANY
 REPORT ON CONVERSIONS OF OVERHEAD TO UNDERGROUND
 ELECTRIC DISTRIBUTION FACILITIES

<u>Description and Location</u>	<u>Distribution of Costs</u>		
	<u>Utility</u>	<u>Others</u>	<u>Total</u>
	\$	\$	\$
<u>County of Orange</u>			
<u>San Juan Capistrano</u>			
Tract 6788 and Tract 8460 Del Obispo @ Paseo Paz (Install 1150 ft. of underground, remove 3 poles and 1200 ft. of overhead line)			
Work orders 5400905 and 5466350	19 393	76 078	95 471
<u>Unincorporated</u>			
Lower 3 Arch Bay N. La Senda Dr. (Install 9510 ft. of underground, remove 66 poles and 8735 ft. of overhead line)			
Work orders 5409870 and 5409875	88 717	36 539	125 256



SAN DIEGO GAS & ELECTRIC COMPANY

P.O. BOX 1831 SAN DIEGO, CALIFORNIA 92112
(714) 232-4252

FILE NO. PUG 100
C 8209

March 29, 1978

Public Utilities Commission
State of California
State Building
San Francisco, California 94102

Attention: Mr. Phillip E. Blecher
Executive Director

Gentlemen:

In accordance with Ordering Paragraph 7 of Decision 73078 in Case 8209, San Diego Gas & Electric Company is submitting herewith a full report on conversion work completed during the year 1977, including a list and description of each project and indicating the distribution of costs as between the utility and others. You will find the report broken into the four categories of Rule 20A, B, C and Other.

The following information is the overall status of our Rule 20A conversion program in our territory as of December 31, 1977:

A. <u>Completed</u> projects previously reported (1968-1976)	\$23 087 942
B. <u>Completed</u> current year projects as of December 31, 1977	<u>3 946 713</u>
C. Total <u>completed</u> projects (1968-1977)	\$27 034 655
D. Funds identified for projects <u>in progress</u> as of December 31, 1977	6 423 454
E. Funds identified for <u>committed</u> projects as of December 31, 1977	5 614 248*
F. Funds held in reserve for identified areas <u>under study</u> by active underground communities as of December 31, 1977	7 987 000*



SAN DIEGO GAS & ELECTRIC COMPANY

Public Utilities Commission
Page 2

March 29, 1978
PUG 100
C. 8209


G. Funds held for future use by entities where no activity is under way as of December 31, 1976	<u>None</u>
Total of lines C through G	\$47 059 357
H. 1968 through 1977 allocation	38 537 227
1978 allocation (requested)	8 869 000
Total allocation through 1978	\$47 406 227

*Some will utilize 1978/1979 allocations

The attached glossary covers terms used in the foregoing status report and the following detailed report.

Very truly yours,

SAN DIEGO GAS & ELECTRIC COMPANY

By 
P. M. Klauber
Vice President - Customer Services

PMK/JCC:am

Attachment (3)

cc: CPUC - Los Angeles w/att

GLOSSARY FOR RULE 20 CONVERSION REPORT

A. Completed Projects Previously Reported

Total amount of completed jobs reported in prior years. These amounts are reported on a completed cost basis (overhead and underground).

B. Completed Current Year Projects

Total amount expended on projects where all work has been completed during the current year (includes both overhead and underground costs). Work orders have been closed, completed costs confirmed and reaffirmation has been made to the political entity of the charges to their allocation.

C. Total Completed Projects 1968 Through 1977

D. Progress

Projects where construction work has been started in the field under a duly established underground district provided for in the entity's enabling legislation under the criteria set forth in Rule 20A.

E. Committed

Projects where the underground district has been duly established under the enabling legislation provided by the local entity, but no construction work order estimates or commitment to the local entity.

F. Study

Areas within active undergrounding political entities where study is under way or the entity intends, in consultation with the utility, to form an underground district or districts. This amount is the initial estimate of the cost of these future projects.

G. No Activity

The allocation to those political entities where no action has been taken to becoming an active undergrounding community under the definition of this rule, and in some instances where we have been informed by the political body that they do not foresee future efforts in this regard.

GLOSSARY FOR RULE 20 CONVERSIONS REPORT
Page 2

H. Allocations

Total funds committed by the utility for this effort. This amount is equal to the Company's total-to-date allocation, excluding the current year allocations.

1978 Allocation

This amount is the Company's total current year allocation.

OTHER TERMS

Utility cost - Net utility expense for work made necessary by the conversion after deducting credits.

Others cost - Payment made by an applicant or estimated value of facilities installed by him. When the applicant performs the trenching, the cost of trenching, backfilling and repavement is not included.

Feet of Underground Installed - Street Footage required for job.

Number of Poles Removed - Net figure (removed-installed).

Feet of Overhead Line Removed - Distance between poles removed and to remaining poles.

Total Summary
 - By Rule -
 San Diego Gas & Electric Company
 Report on Conversions of Overhead to Underground
 Electric Distribution Facilities
 Year 1977

Rule	Location	Distribution of Costs		
		Utility \$	Others \$	Total \$
20A	City of Chula Vista	380 997		380 997
	City of El Cajon	434 999		434 999
	City of Escondido	243 324		243 324
	City of La Mesa	223 127		223 127
	City of Oceanside	393 685		393 685
	City of San Diego	1 869 559		1 869 559
	County of San Diego - Unincorporated	401 022		401 022
	Total Rule 20A		3 946 713	
20B	City of Carlsbad	98 531	166 282	264 813
	City of Chula Vista	3 513	25 246	28 759
	City of Escondido	21 992	84 366	106 358
	City of La Mesa	7 193	1 302	18 495
	City of San Diego	80 202	151 159	231 361
	County of San Diego - Unincorporated	681	11 947	12 628
	City of San Juan Capistrano	1 067	16 617	17 684
	County of Orange - Unincorporated	55 559	46 265	101 824
Total Rule 20B		268 738	513 184	781 922
20C	City of Chula Vista	1 700	3 647	5 347
	City of Escondido	332	9 191	9 523
	City of San Diego	3 529	15 671	19 200
	City of Vista	0	6 808	6 808
	County of San Diego - Unincorporated	12 712	79 275	91 987
	City of San Juan Capistrano	540	88 535	89 075
	County of Orange - Unincorporated	965	4 110	5 075
Total Rule 20C		19 778	207 237	227 015
Total Rule 20 Conversions		4 235 229	720 421	4 955 650
Other	City of El Cajon	22 202	0	22 202
	City of Escondido	615 099	0	615 099
Total Other		637 301	0	637 301
Total All Conversions		4 872 530	720 421	5 592 951

Total Summary
 - By County -
 San Diego Gas & Electric Company
 Report on Conversions of Overhead to Underground
 Electric Distribution Facilities
 Year 1977

<u>Location</u>	<u>Distribution of Costs</u>		
	<u>Utility</u>	<u>Others</u>	<u>Total</u>
	\$	\$	\$
<u>County of San Diego</u>			
Rule 20A	3 946 713	0	3 946 713
20B	212 112	450 302	662 414
20C	18 273	114 592	132 865
Other	<u>637 301</u>	<u>0</u>	<u>637 301</u>
Total	<u>4 814 399</u>	<u>564 894</u>	<u>5 379 293</u>
<u>County of Orange</u>			
Rule 20A	0	0	0
20B	56 626	62 882	119 508
20C	<u>1 505</u>	<u>92 645</u>	<u>94 150</u>
Total	<u>58 131</u>	<u>155 527</u>	<u>213 658</u>
Total Conversions	<u><u>4 872 530</u></u>	<u><u>720 421</u></u>	<u><u>5 592 951</u></u>

RULE 20.A
 SAN DIEGO GAS & ELECTRIC COMPANY
 REPORT ON CONVERSIONS OF OVERHEAD TO UNDERGROUND
 ELECTRIC DISTRIBUTION FACILITIES

<u>Description and Location</u>	<u>Distribution of Costs</u>		
	<u>Utility</u>	<u>Others</u>	<u>Total</u>
	\$	\$	\$
<u>County of San Diego</u>			
<u>Chula Vista</u>			
Broadway, E to F Street (Install 1800 ft. of underground, remove 18 poles and 2240 ft. of overhead line) Work orders 5544160 and 5544165	122 718 ✓		122 718
F Street 4th Ave. to Church (Install 2520 ft. of underground, remove 18 poles and 2722 ft. of overhead line) Work orders 5548660 and 5548660 Note: Actual cost includes an equivalent relocation credit of \$46,016	258 279 ✓		258 279
Chula Vista Total	380 997		380 997
<u>El Cajon</u>			
Main St., Magnolia to Johnson (Install 2660 ft. of underground, remove 26 poles and 3475 ft. of overhead line) Work orders 5516140 and 5516145	434 999 ✓		434 999
<u>Escondido</u>			
Juniper St., East Valley Parkway to 2nd Ave. (Install 1275 ft. of underground, remove 13 poles and 1836 ft. of overhead line) Work orders 5528890 and 5528895	164 678 ✓		164 678
East Valley Parkway, Broadway to Grape (Install 1040 ft. of underground, remove 16 poles and 2170 ft. of overhead line) Work orders 5521550 and 5521555	78 646 ✓		78 646
Escondido Total	243 324		243 324

RULE 20.A
 SAN DIEGO GAS & ELECTRIC COMPANY
 REPORT ON CONVERSIONS OF OVERHEAD TO UNDERGROUND
 ELECTRIC DISTRIBUTION FACILITIES

<u>Description and Location</u>	<u>Distribution of Costs</u>		
	<u>Utility</u>	<u>Others</u>	<u>Total</u>
	\$	\$	\$
<u>County of San Diego</u>			
<u>La Mesa</u>			
La Mesa Blvd., University and Spring Streets (La Mesa Springs Redev. Project) (Install 3400 ft. of underground, remove 36 poles and 4690 ft. of overhead line) Work Orders 5537321 and 5537325	223 127 ✓		223 127
<u>Oceanside</u>			
N. Hill St., 6th St. to N. City Limits (Install 3090 ft. of underground, remove 14 poles and 2490 ft. of overhead line) Work orders 5569260 and 5569265	82 966 ✓		82 966
Civic Center Area, Mission Ave. to 4th St. and Hill to Nevada St. (Install 4400 ft. of un-erground, remove 24 poles and 3485 ft. of overhead line) Work orders 5440320 and 5440325	310 719 ✓		310 719
Oceanside Total	393 685		393 685
<u>San Diego</u>			
Imperial Ave 02 San Jacinto -61st St. (Install 7850 ft. of underground, remove 49 poles and 8995 ft. of overhead line) Work orders 5449480 and 5449485 Note: Actual cost includes an equivalent relocation credit of \$7,279	483 126 ✓		483 126

RULE 20.A
 SAN DIEGO GAS & ELECTRIC COMPANY
 REPORT ON CONVERSIONS OF OVERHEAD TO UNDERGROUND
 ELECTRIC DISTRIBUTION FACILITIES

<u>Description and Location</u>	<u>Distribution of Costs</u>		
	<u>Utility</u>	<u>Others</u>	<u>Total</u>
	\$	\$	\$
<u>County of San Diego</u>			
<u>San Diego (continued)</u>			
Coronado Ave, 14th to 17th St. (Install 2300 ft. of underground, remove 18 poles and 4095 ft. of overhead line) Work orders 5466600 and 5466605	205 855 ✓		205 855
6th Ave., Upas to Pennsylvania (Install 2160 ft. of underground, remove 18 poles and 3125 ft. of overhead line) Work orders 5497125 and 5497120 Note: Actual cost includes an equivalent relocation credit of \$3,964	137 625 ✓		137 625
Montezuma Rd., College to Fairmont Ave. (Install 4285 ft. of underground, remove 19 poles and 4680 ft. of overhead line) Work orders 5543560 and 5543565	286 482 ✓		286 482
Linda Vista Rd., Benicia to Via Las Cumbres (Install 3120 ft. of underground, remove 19 poles and 3500 ft. of overhead line) Work orders 5299945, 5299946 and 5299940 Note: Actual cost includes an equivalent relocation credit of \$21,136	250 385 ✓		250 385
Grand Ave. & Garnet Ave. Jewell St. to Olney St. (Install 2025 ft. of underground, remove 30 poles and 4045 ft. of overhead line) Work orders 5476620 and 5476625	222 259 ✓		222 259

RULE 20.A
 SAN DIEGO GAS & ELECTRIC COMPANY
 REPORT ON CONVERSIONS OF OVERHEAD TO UNDERGROUND
 ELECTRIC DISTRIBUTION FACILITIES

<u>Description and Location</u>	<u>Distribution of Costs</u>		
	<u>Utility</u> \$	<u>Others</u> \$	<u>Total</u> \$
<u>County of San Diego</u>			
<u>San Diego (continued)</u>			
College Ave., University to College Grove Way (Install 7500 ft. of underground, remove 41 poles and 6630 ft. of overhead line) Work orders 5466410 and 5466415	283 827 ✓		<u>283 827</u>
San Diego Total	1 869 559		1 869 559
<u>Unincorporated</u>			
Encinitas Blvd. Ø2, Encinitas Blvd S/E Village Parkway (Install 570 ft. of underground, remove 1 pole and 3600 ft. of overhead line) Work orders 5384390 and 5384395	126 474 ✓		126 474
Pacific @ Via de la Valle (Install 2050 ft. of underground, remove 14 poles and 3215 ft. of overhead line) Work orders 5476610 and 5476615	210 649 ✓		210 649
Tecate Rd., Tecate Rd. N/O International Border (Install 1400 ft. of underground, remove 14 poles and 1905 ft. of overhead line) Work orders 5516650 and 5516655	63 899 ✓		<u>63 899</u>
Unincorporated Total	3 946 713		3 946 713

RULE 20.B
 SAN DIEGO GAS & ELECTRIC COMPANY
 REPORT ON CONVERSIONS OF OVERHEAD TO UNDERGROUND
 ELECTRIC DISTRIBUTION FACILITIES

<u>Description and Location</u>	<u>Distribution of Costs</u>		
	<u>Utility</u>	<u>Others</u>	<u>Total</u>
	\$	\$	\$
<u>County of San Diego</u>			
<u>Carlsbad</u>			
Carlsbad Tract 73-18, Phase 4 Olivenham Rd., E/O El Camino Real (Install 1850 ft. of underground, remove 8 poles and 2224 ft. of overhead line) Work orders 5497410 and 5497415	15 073	40 068	55 141
Tract 74-5A El Camino Real @ Appian (Install 850 ft. of underground, remove 3 poles and 713 ft. of overhead line) Work orders 5529660 and 5529665	2 242	4 345	6 587
Carlsbad Plaza Center El Camino Real S/O Hwy 78 (Install 850 ft. of underground, remove 1 pole and 590 ft. of overhead line) Work orders 5521590 and 5521595	30 018	50 589	80 607
Spinnaker Hills 01 Lagoon Lane S/O Poinsetti (Install 1525 ft. of underground, remove 3 poles and 1461 ft. of overhead line) Work orders 5548060 and 5548065	13 273	17 380	30 653
Alta Mira #3 Lowder Lane S/O Camino Del Parque (Install 2100 ft. of underground, remove 5 poles and 2200 ft. of overhead line) Work orders 5334150 and 5334155	<u>22 852</u>	<u>13 832</u>	<u>36 684</u>
Carlsbad Total	98 531	166 282	264 813

RULE 20.B
 SAN DIEGO GAS & ELECTRIC COMPANY
 REPORT ON CONVERSIONS OF OVERHEAD TO UNDERGROUND
 ELECTRIC DISTRIBUTION FACILITIES

<u>Description and Location</u>	<u>Distribution of Costs</u>		
	<u>Utility</u> \$	<u>Others</u> \$	<u>Total</u> \$
<u>County of San Diego</u>			
<u>Chula Vista</u>			
Hilltop Vista, Telegraph Canyon @ Nacion (Install 1325 ft. of underground, remove 4 poles and 1175 ft. of overhead line) Work orders 5484600 and 5484605	3 513	25 246	28 759
<u>Escondido</u>			
Escondido Tract 279-A Broadway @ Country Club Lane (Install 1400 ft. of underground, remove 3 poles and 1350 ft. of overhead line) Work orders 5516810 and 5516815	5 326	41 814	47 140
Escondido Tract 284 Country Club Lane @ El Norte Pkwy (Install 650 ft. of underground, remove 4 poles and 564 ft. of overhead line) Work orders 5544070 and 5544075	9 174	8 239	17 413
Escondido Tract 267 01 & 2 Ave. Del Diablo W/O W. Valley Pkwy (Install 1750 ft. of underground, remove 11 poles and 2370 ft. of overhead line) Work orders 5537010 and 5537015	7 138	22 909	30 047
Escondido Tract 208 Borden Rd. @ Pleasant Hills St. (Install 1000 ft. of underground, remove 3 poles and 850 ft. of overhead line) Work orders 5485090 and 5485095	354	11 404	11 758
Escondido Total	21 992	84 366	106 358

RULE 20.B
 SAN DIEGO GAS & ELECTRIC COMPANY
 REPORT ON CONVERSIONS OF OVERHEAD TO UNDERGROUND
 ELECTRIC DISTRIBUTION FACILITIES

<u>Description and Location</u>	<u>Distribution of Costs</u>		
	<u>Utility</u> \$	<u>Others</u> \$	<u>Total</u> \$
<u>County of San Diego</u>			
<u>La Mesa</u>			
La Mesa Springs Redevelopment La Mesa Blvd. @ Normal St. (Install 2800 ft. of underground, remove 4 poles and 586 ft. of overhead line) Work orders 5537325 and 5537320	3 941	3 542	7 483
Burke Apartments Shasta Lane S/O Lake Murray Blvd. (Install 960 ft. of underground, remove 7 poles and 885 ft. of overhead line) Work orders 5505930 and 5505935	<u>3 252</u>	<u>7 760</u>	<u>11 012</u>
La Mesa Total	7 193	11 302	18 495
<u>San Diego</u>			
Rancho Jarana I Dairy Mart Rd. @ Vista Lane (Install 2400 ft. of underground, remove 12 poles and 2460 ft. of overhead line) Work orders 5515900 and 5515905	13 921	38 807	52 728
Torrey Pines Research Park, Torrey Pines Rd. @ Genesee (Install 1600 ft. of underground, remove 7 poles and 1356 ft. of overhead line) Work orders 5536755 and 5536750	15 361	54 818	70 179
Quest Subdivision, Black Mountain Rd., N/O Miramar Rd. (Install 220 ft. of underground, remove 6 poles and 1000 ft. of overhead line) Work orders 5362400 and 5362405	674	69	743

RULE 20.B
 SAN DIEGO GAS & ELECTRIC COMPANY
 REPORT ON CONVERSIONS OF OVERHEAD TO UNDERGROUND
 ELECTRIC DISTRIBUTION FACILITIES

<u>Description and Location</u>	<u>Distribution of Costs</u>		
	<u>Utility</u> \$	<u>Others</u> \$	<u>Total</u> \$
<u>County of San Diego</u>			
<u>San Diego (continued)</u>			
Scripps Mesa Center #3 N/O Pomerado Rd. W/O Hwy 395 (Install 400 ft. of underground, remove 3 poles and 2913 ft. of overhead line) Work orders 5267200 and 5234515	27 181	16 141	43 322
Mira Mesa Commercial Park Mira Mesa Blvd. between Rickett & Black Mountain Rd. (Install 800 ft. of underground, remove 2 poles and 1060 ft. of overhead line) Work orders 5554290 and 5554295	10 911	22 670	33 581
Mira Mesa Mini Mall Development Mira Mesa Blvd. & Black Mountain Rd. (Install 220 ft. of underground, remove 1 pole and 450 ft. of overhead line) Work orders 5521580 and 5521585	<u>12 154</u>	<u>18 654</u>	<u>30 808</u>
San Diego Total	80 202	151 159	231 361
<u>Unincorporated</u>			
Del Coronado Townhomes Magnolia Ave. @ Alphns (Install 1550 ft. of underground, remove 4 poles and 1323 ft. of overhead line) Work orders 5543545 and 5543540	681	11 947	12 628

RULE 20.B
 SAN DIEGO GAS & ELECTRIC COMPANY
 REPORT ON CONVERSIONS OF OVERHEAD TO UNDERGROUND
 ELECTRIC DISTRIBUTION FACILITIES

<u>Description and Location</u>	<u>Distribution of Costs</u>		
	<u>Utility</u>	<u>Others</u>	<u>Total</u>
	\$	\$	\$
<u>County of Orange</u>			
<u>San Juan Capistrano</u>			
Alipaz Development 32432 Alipaz St. (Install 350 ft. of underground, remove 4 poles and 750 ft. of overhead line) Work orders 5484290 and 5484295	1 067	16 617	17 684
<u>Unincorporated</u>			
Upper 3 Arch Bay De Catalina @ Del Sol (Install 10225 ft. of underground, remove 66 poles and 7820 ft. of overhead line) Work orders 5465130 and 5465135	51 607	42 551	94 158
Orange County Tract 8216 Stonehill W/O Golden Lantern (Install 814 ft. of underground, remove 0 poles and 600 ft. of overhead line) Work orders 5605140 and 5605145	<u>3 952</u>	<u>3 714</u>	<u>7 666</u>
Unincorporated Total	55 559	46 265	101 824

RULE 20.C
 SAN DIEGO GAS & ELECTRIC COMPANY
 REPORT ON CONVERSIONS OF OVERHEAD TO UNDERGROUND
 ELECTRIC DISTRIBUTION FACILITIES

<u>Description and Location</u>	<u>Distribution of Costs</u>		
	<u>Utility</u>	<u>Others</u>	<u>Total</u>
	\$	\$	\$
<u>County of San Diego</u>			
<u>Chula Vista</u>			
Rancho Robinhood Allen School Lane W/O Otay Lakes Road (Install 600 ft. of underground, remove 3 poles and 945 ft. of overhead line) Work orders 5339995 and 5339990	1 700	3 647	5 347
<u>Escondido</u>			
Woodward Center Woodward Street @ N. Broadway (Install 200 ft. of underground, remove 1 pole and 215 ft. of overhead line) Work orders 5548641 and 5548645	332	9 191	9 523
<u>San Diego</u>			
Coronado Highlands #2 19th St. between Elm & Coronado (Install 175 ft. of underground, remove 3 poles and 155 ft. of overhead line) Work orders 5581640 and 5581645	148	2 778	2 926
Madrone Estates Madrone Ave. @ Ritchey Street (Install 210 ft. of underground, remove 2 poles and 890 ft. of overhead line) Work orders 5537190 and 5537195	246	3 857	4 103
Point Loma View Condo 3885 Leland Street (Install 185 ft. of underground, remove 1 pole and 200 ft. of overhead line) Work orders 5496281 and 5496285	167	1 445	1 612

RULE 20.C
 SAN DIEGO GAS & ELECTRIC COMPANY
 REPORT ON CONVERSIONS OF OVERHEAD TO UNDERGROUND
 ELECTRIC DISTRIBUTION FACILITIES

<u>Description and Location</u>	<u>Distribution of Costs</u>		
	<u>Utility</u>	<u>Others</u>	<u>Total</u>
	\$	\$	\$
<u>County of San Diego</u>			
<u>San Diego (continued)</u>			
Limerick Apartments, Stalmer St. @ Linda Vista Rd. (Install 185 ft. of underground, remove 1 pole and 347 ft. of overhead line) Work orders 5528190 and 5528195	90	4 008	4 098
McQueen & Stack 12851 & 13081 Esperia (Install 210 ft. of underground, remove 1 pole and 220 ft. of overhead line) Work orders 5598360 and 5598365	<u>2 878</u>	<u>3 583</u>	<u>6 461</u>
San Diego Total	3 529	15 671	19 200
<u>Vista</u>			
Rogers Street Conversion Rogers St. @ San Elijo (Install 170 ft. of underground, remove 3 poles and 200 ft. of overhead line) Work orders 5543680 and 5543685	0	2 682	2 682
Tract 73-14 Olive Ave. W/O Burke Rd. (Install 215 ft. of underground, remove 2 poles and 320 ft. of overhead line) Work orders 5521810 and 5521815	<u>0</u>	<u>4 126</u>	<u>4 126</u>
Vista Total	0	6 808	6 808
<u>Unincorporated</u>			
Cardiff Properties #7 Lake Dr. & Woodlake Dr. (Install 100 ft. of underground, remove 150 poles and 0 ft. of overhead line) Work orders 5388491 and 5388495	2 509	1 064	3 573

RULE 20.C
 SAN DIEGO GAS & ELECTRIC COMPANY
 REPORT ON CONVERSIONS OF OVERHEAD TO UNDERGROUND
 ELECTRIC DISTRIBUTION FACILITIES

<u>Description and Location</u>	<u>Distribution of Costs</u>		
	<u>Utility</u>	<u>Others</u>	<u>Total</u>
	\$	\$	\$
<u>County of San Diego</u>			
<u>Unincorporated (continued)</u>			
Jamacha Hollow Sundale E/O Jamacha Rd. (Install 450 ft. of underground, remove 3 poles and 689 ft. of overhead line) Work orders 5449720 and 5449725	476	4 275	4 751
San Diego Construction Laborers Camp Interstate 8 @ McCain Valley Rd. (Install 300 ft. of underground, remove 5 poles and 1720 ft. of overhead line) Work orders 5429290 and 5429295	2 113	7 504	9 617
Skybright Sub Bright Street W/O Bonita Street (Install 355 ft. of underground, remove 6 poles and 50 ft. of overhead line) Work orders 5505960 and 5505965	504	5 330	5 834
Holiday Estates #7 Scots Way W/O Midland Road (Install 470 ft. of underground, remove 4 poles and 805 ft. of overhead line) Work orders 5512000 and 5512005	0	12 609	12 609
Weinhart Residence 1357 Felicita Lane (Install 290 ft. of underground, remove 2 poles and 205 ft. of overhead line) Work orders 5457670 and 5457675	3 560	380	3 940

RULE 20.C
 SAN DIEGO GAS & ELECTRIC COMPANY
 REPORT ON CONVERSIONS OF OVERHEAD TO UNDERGROUND
 ELECTRIC DISTRIBUTION FACILITIES

<u>Description and Location</u>	<u>Distribution of Costs</u>		
	<u>Utility</u> \$	<u>Others</u> \$	<u>Total</u> \$
<u>County of San Diego</u>			
<u>Unincorporated (continued)</u>			
Casa Real Lakeside, Palm Road Drive N/O Riverside (Install 240 ft. of underground, remove 1 pole and 460 ft. of overhead line) Work orders 5529110 and 5529115	644	7 459	8 103
Surf Sand Condominium Helix Avenue & Linda Mar Drive (Install 500 ft. of underground, remove 4 poles and 1840 ft. of overhead line) Work orders 5497370 and 5497375	719	26 957	27 676
Country Squire Estates Stone Canyon Rd. E/O Del Norte Pkwy (Install 550 ft. of underground, remove 1 pole and 475 ft. of overhead line) Work orders 5536400 and 5536405	2 135	13 145	15 280
Ladera Piedra Subdivision N/S Stone Canyon W/O Del Norte Avenue (Install 200 ft. of underground, remove 0 poles and 50 ft. of overhead line) Work orders 5562370 and 5562375	<u>52</u>	<u>552</u>	<u>604</u>
Unincorporated Total	12 712	79 275	91 987
<u>County of Orange</u>			
<u>San Juan Capistrano</u>			
Orange County Tract 5126 Ortega Hwy @ Via Cristal (Install 1570 ft. of underground, remove 12 poles and 2050 ft. of overhead line) Work orders 5489660 and 5489665	540	40 138	40 678

RULE 20.C
 SAN DIEGO GAS & ELECTRIC COMPANY
 REPORT ON CONVERSIONS OF OVERHEAD TO UNDERGROUND
 ELECTRIC DISTRIBUTION FACILITIES

<u>Description and Location</u>	<u>Distribution of Costs</u>		
	<u>Utility</u> \$	<u>Others</u> \$	<u>Total</u> \$
<u>County of Orange</u>			
<u>San Juan Capistrano (continued)</u>			
Orange County Tract 7387 Trabuco Creek Road W/O Village Road (Install 2910 ft. of underground, remove 6 poles and 2290 ft. of overhead line) Work orders 5536370 and 5536375	0	48 397	48 397
San Juan Capistrano Total	540	88 535	89 075
<u>Unincorporated</u>			
Noel Tomberlin 31736 Seacliff Drive (Install 240 ft. of underground, remove 1 pole and 120 ft. of overhead line) Work orders 5529200 and 5529205	852	2 768	3 620
South Coast County Water District 31592 West Street (Install 170 ft. of underground, remove 1 pole and 90 ft. of overhead line) Work orders 5588560 and 5588565	113	1 342	1 455
Unincorporated Total	965	4 110	5 075

PROJECTS OTHER THAN RULE 20
SAN DIEGO GAS & ELECTRIC COMPANY
REPORT ON CONVERSIONS OF OVERHEAD TO UNDERGROUND
ELECTRIC DISTRIBUTION FACILITIES

<u>Description and Location</u>	<u>Distribution of Costs</u>		
	<u>Utility</u>	<u>Others</u>	<u>Total</u>
	\$	\$	\$
<u>County of San Diego</u>			
<u>El Cajon</u>			
Brookhurst Country Estates #2 Brookhurst Ct. E/O Granite Hills Drive, El Cajon (Install 328 ft. of underground, remove 1 pole and 650 ft. of overhead line) Work orders 5574811 and 5574815	22 202	0	22 202
<u>Escondido</u>			
Escondido - Lilac 69 kv line I-15 N/O Borden Rd., Escondido (Install 9885 ft. of underground, remove 24 poles and 9760 ft. of overhead line) Work orders 5504010 and 5521340	<u>615 099</u>	<u>0</u>	<u>615 099</u>
Other Total	637 301	0	637 301

San Diego Gas & Electric

1978

PHILIP M. KLAUBER
VICE PRESIDENT - CUSTOMER SERVICES

FILE NO PUG 100
C. 8209

April 19, 1979

Public Utilities Commission
State of California
State Building
San Francisco, California 94102

Attention: Mr. Frederick E. John
Executive Director

Gentlemen:

In accordance with Ordering Paragraph 7 of Decision 73078 in Case 8209, San Diego Gas & Electric Company is submitting herewith a full report on conversion work completed during the year 1978, including a list and description of each project and indicating the distribution of costs as between the utility and others. You will find the report broken into the four categories of Rule 20A, B, C and Other.

The following information is the overall status of our Rule 20A conversion program in our territory as of December 31, 1978:

A. <u>Completed</u> projects previously reported (1968-1977)	\$27 034 655
B. <u>Completed</u> current year projects as of December 31, 1978	8 644 217
C. Total <u>completed</u> projects (1968-1978)	\$35 678 872
D. Funds identified for projects in <u>progress</u> as of December 31, 1978	7 758 380
E. Funds identified for <u>committed</u> projects as of December 31, 1978	8 385 001*
F. Funds held in reserve for identified areas <u>under study</u> by active underground communities as of December 31, 1978	9 419 000*

San Diego Gas & Electric

Public Utilities Commission
Page 2

April 19, 1979
PUG 100
C. 8209

G. Funds held for future use by entities where no activity is under way as of December 31, 1978	<u>None</u>
Total of lines C through G	\$61 241 253
H. 1968 through 1978 allocation	47 406 227
1979 allocation (requested)	10 044 000
Total allocation through 1979	\$57 450 227

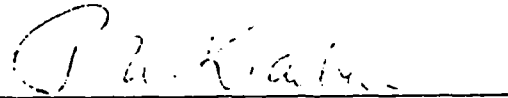
*Some will utilize 1979/1980 allocations

The attached glossary covers terms used in the foregoing status report and the following detailed report.

Very truly yours,

SAN DIEGO GAS & ELECTRIC COMPANY

By



P. M. Klauber

Vice President - Customer Services

PMK/JCC:nkw

Attachment

cc: CPUC - Los Angeles w/att

bc: R. E. Morris (w/o attachment)	L. E. DeSimone (w/attachment)
T. A. Page "	J. C. Carnahan "
J. R. Belt "	T. I. Jarrard "
D. W. Gilman "	R. E. Hooper "
R. L. Meyer "	D. L. Hopkins "
J. H. Woy "	J. F. P. Williams "
J. E. Thomas "	

GLOSSARY FOR RULE 20 CONVERSION REPORT

A. Completed Projects Previously Reported

Total amount of completed jobs reported in prior years. These amounts are reported on a completed cost basis (overhead and underground).

B. Completed Current Year Projects

Total amount expended on projects where all work has been completed during the current year (includes both overhead and underground costs). Work orders have been closed, completed costs confirmed and reaffirmation has been made to the political entity of the charges to their allocation.

C. Total Completed Projects 1968 Through 1978

D. Progress

Projects where construction work has been started in the field under a duly established underground district provided for in the entity's enabling legislation under the criteria set forth in Rule 20A.

E. Committed

Projects where the underground district has been duly established under the enabling legislation provided by the local entity, but no construction work order estimates or commitment to the local entity.

F. Study

Areas within active undergrounding political entities where study is under way or the entity intends, in consultation with the utility, to form an underground district or districts. This amount is the initial estimate of the cost of these future projects.

G. No Activity

The allocation to those political entities where no action has been taken to becoming an active undergrounding community under the definition of this rule, and in some instances where we have been informed by the political body that they do not foresee future efforts in this regard.

GLOSSARY FOR RULE 20 CONVERSION REPORT
Page 2

H. Allocations

Total funds committed by the utility for this effort. This amount is equal to the Company's total-to-date allocation, excluding the current year allocations.

1979 Allocation

This amount is the Company's total current year allocation.

OTHER TERMS

Utility cost - Net utility expense for work made necessary by the conversion after deducting credits.

Others cost - Payment made by an applicant or estimated value of facilities installed by him. When the applicant performs the trenching, the cost of trenching, backfilling and repavement is not included.

Feet of Underground Installed - Street Footage required for job.

Number of Poles Removed - Net figure (removed-installed).

Feet of Overhead Line Removed - Distance between poles removed and to remaining poles.

Total Summary
 - By Rule -
 San Diego Gas & Electric Company
 Report on Conversions of Overhead to Underground
 Electric Distribution Facilities
 Year 1978

Rule	Location	Distribution of Costs		
		Utility \$	Others \$	Total \$
20A	City of Del Mar	346 584		346 584
	City of Imperial Beach	170 042		170 042
	City of National City	114 201		114 201
	City of Oceanside	314 021		314 021
	City of San Diego	5 341 233		5 341 233
	City of San Marcos	130 379		130 379
	County of San Diego - Unincorporated	1 787 989		1 787 989
	County of Orange - Unincorporated	439 768		439 768
	Total Rule 20A	8 644 217		8 644 217
20B	City of Carlsbad	6 826	30 545	37 371
	City of El Cajon	15 423	21 605	37 028
	City of Escondido	2 249	0	2 249
	City of National City	50 059	32 381	82 440
	City of Oceanside	6 070	5 607	11 677
	City of San Diego	115 708	185 537	301 245
	City of San Marcos	10 595	13 254	23 849
	County of San Diego - Unincorporated	29 152	67 324	96 476
	City of San Juan Capistrano	4 539	6 532	11 071
	County of Orange - Unincorporated	49 084	12 537	61 621
Total Rule 20B	289 705	375 322	665 027	
20C	City of Coronado	157	3 238	3 395
	City of Carlsbad	353	4 009	4 362
	City of La Mesa	88	1 287	1 375
	City of Lemon Grove	2 193	15 930	18 123
	City of San Diego	14 395	85 189	99 584
	City of San Marcos	2	4 120	4 122
	City of Vista	9 597	19 323	28 920
	County of San Diego - Unincorporated	17 336	46 574	63 910
	City of San Clemente	1 034	10 880	11 914
	City of San Juan Capistrano	365	2 263	2 628
Total Rule 20C	45 520	192 813	238 333	
Other	City of San Diego	86 110	0	86 110
Total All Conversions	9 065 552	568 135	9 633 687	

Total Summary
 - By County -
 San Diego Gas & Electric Company
 Report on Conversions of Overhead to Underground
 Electric Distribution Facilities
 Year 1978

<u>Location</u>	<u>Distribution of Costs</u>		
	<u>Utility</u>	<u>Others</u>	<u>Total</u>
	\$	\$	\$
<u>County of San Diego</u>			
Rule 20A	8 204 449	0	8 204 449
20B	236 082	356 253	592 335
20C	44 121	179 670	223 791
Other	86 110	0	86 110
Total	8 570 762	535 923	9 106 685
<u>County of Orange</u>			
Rule 20A	439 768	0	439 768
20B	53 623	19 069	72 692
20C	1 339	13 143	14 542
Other			
Total	494 790	32 212	527 002
<u>Total Conversions</u>	<u>9 065 552</u>	<u>568 135</u>	<u>9 633 687</u>

RULE 20.A
 SAN DIEGO GAS & ELECTRIC COMPANY
 REPORT ON CONVERSIONS OF OVERHEAD TO UNDERGROUND
 ELECTRIC DISTRIBUTION FACILITIES

<u>Description and Location</u>	<u>Distribution of Costs</u>		
	<u>Utility</u>	<u>Others</u>	<u>Total</u>
	\$	\$	\$
<u>County of San Diego</u>			
<u>Del Mar</u>			
Camino Del Mar S/O 14th Street (Install 4050 ft. of underground, remove 18 poles and 3989 ft. of overhead line) Work orders 5505350, 5505355, 5505351 and 5505356 Note: 1. See County of San Diego 20.A for balance of project. 2. Actual cost includes a credit for overhead work avoided of \$23,745.	346 584 ✓		346 584
<u>Imperial Beach</u>			
Palm Avenue, 5th St. to Delaware St. (Install 3040 ft. of underground, remove 18 poles and 3005 ft. of overhead line) Work orders 5595500, 5595505, 5595506	170 042 ✓		170 042
<u>National City</u>			
13th St., D to F and E St., 14th to 15th St. (Install 1560 ft. of underground, remove 5 poles and 1435 ft. of overhead line) Work orders 5611760, 5611765	114 201 ✓		114 201
<u>Oceanside</u>			
Mission Ave., Horne St. to Santa Barbara St. (Install 575 ft. of underground, remove 9 poles and 2782 ft. of overhead line) Work orders 5581821, 5581820 and 5581825	314 021 ✓		314 021

RULE 20.A
 SAN DIEGO GAS & ELECTRIC COMPANY
 REPORT ON CONVERSIONS OF OVERHEAD TO UNDERGROUND
 ELECTRIC DISTRIBUTION FACILITIES

<u>Description and Location</u>	<u>Distribution of Costs</u>		
	<u>Utility</u>	<u>Others</u>	<u>Total</u>
	\$	\$	\$
<u>County of San Diego</u>			
<u>San Diego</u>			
Mira Mesa Blvd. @ I-15 (Install 1900 ft. of underground, remove 12 poles and 1800 ft. of overhead line) Work orders 5425231, 5425235 Note: Actual cost includes an equivalent relocation credit of \$28,808.	111 304 ✓		111 304
Taylor St. @ Presidio Park (Install 1250 ft. of underground, remove 6 poles and 1200 ft. of overhead line) Work orders 5611960, 5611965	61 813 ✓		61 813
Governor Dr., Regents Rd. to Genesee Ave. Work orders 5561110, 5561115 Note: City rescinded action after construction started. Remainder of project has been canceled.	124 508 ✓		124 508
Laurel Street, First Street to Sixth Street (Install 2670 ft. of underground, remove 14 poles and 2885 ft. of overhead line) Work orders 5560800, 5560805 and 5560801	282 891 ✓		282 891
Camino Del Rio South E/O Hwy. 163 (Install 4400 ft. of underground, remove 26 poles and 4705 ft. of overhead line) Work orders 5420260, 5420265 and 5420267 Note: Actual cost includes an equivalent relocation credit of \$33,863.	265 143 ✓		265 143

RULE 20.A
 SAN DIEGO GAS & ELECTRIC COMPANY
 REPORT ON CONVERSIONS OF OVERHEAD TO UNDERGROUND
 ELECTRIC DISTRIBUTION FACILITIES

<u>Description and Location</u>	<u>Distribution of Costs</u>		
	<u>Utility</u> \$	<u>Others</u> \$	<u>Total</u> \$
<u>County of San Diego</u>			
<u>San Diego (continued)</u>			
Euclid Ave., Federal Blvd. to Grape St. (Install 3000 ft. of underground, remove 23 poles and 3780 ft. of overhead line) Work orders 5612080, 5612085	218 509 ✓		218 509
Imperial Ave., Twenty-fourth St. to Twenty-eighth St. (Install 6700 ft. of underground, remove 43 poles and 6420 ft. of overhead line) Work orders 5553590, 5553595	614 219 ✓		614 219
Imperial Ave., Twenty-eighth St. to Thirty-second St. (Install 4275 ft. of underground, remove 28 poles and 4360 ft. of overhead line) Work orders 5568300, 5568305	519 777 ✓		519 777
University Ave., Fifty-fourth St. to Winona Ave. (Install 3350 ft. of underground, remove 24 poles and 3280 ft. of overhead line) Work orders 5554520, 5554525 Note: Actual cost includes a credit for overhead work avoided of \$47,186.	132 082 ✓		132 082
El Cajon Blvd., Central Ave. to Highland Ave. (Install 5350 ft. of underground, remove 26 poles and 5405 ft. of overhead line) Work orders 5611340, 5611345	392 298 ✓		392 298

RULE 20.A
 SAN DIEGO GAS & ELECTRIC COMPANY
 REPORT ON CONVERSIONS OF OVERHEAD TO UNDERGROUND
 ELECTRIC DISTRIBUTION FACILITIES

<u>Description and Location</u>	<u>Distribution of Costs</u>		
	<u>Utility</u>	<u>Others</u>	<u>Total</u>
	\$	\$	\$
<u>County of San Diego</u>			
<u>San Diego (continued)</u>			
Miramar Rd. E/O Empire (Install 175 ft. of underground, remove 3 poles and 175 ft. of overhead line) Work orders 5545300; 5545305 Note: See 20.B Report (A. M. Lewis) for balance of project.	7 882 ✓		7 882
Coast Blvd. Prospect St. to Girard St. (Install 3700 ft. of underground, remove 27 poles and 2930 ft. of overhead line) Work orders 5568600, 5568605, 5548250 and 5568606	215 627 ✓		215 627
Balboa Ave., Genesee Ave. to Hathaway St. (Install 3700 ft. of underground, remove 18 poles and 4280 ft. of overhead line) Work orders 5568290, 5568295	288 841 ✓		288 841
Camino Del Rio S., Scheidler Way to Fairmount Ave. (Install 6800 ft. of underground, remove 47 poles and 8935 ft. of overhead line) Work orders 5420250, 5420255 and 5420256 Note: Actual cost includes an equivalent relocation credit of \$33,155.	351 246 ✓		351 246
Mission Village Dr., Ronda Ave. to Ruffin Rd. (Install 9100 ft. of underground, remove 59 poles and 8275 ft. of overhead line) Work orders 5595930, 5595935	422 636 ✓		422 636

RULE 20.A
 SAN DIEGO GAS & ELECTRIC COMPANY
 REPORT ON CONVERSIONS OF OVERHEAD TO UNDERGROUND
 ELECTRIC DISTRIBUTION FACILITIES

<u>Description and Location</u>	<u>Distribution of Costs</u>		
	<u>Utility</u> \$	<u>Others</u> \$	<u>Total</u> \$
<u>County of San Diego</u>			
<u>San Diego (continued)</u>			
Palm Ave., I-5 to National Ave. (Install 7100 ft. of underground, remove 38 poles and 7182 ft. of overhead line) Work orders 5497170, 5497175 Note: Actual cost includes an equivalent relocation cost of \$33,960.	307 226 ✓		307 226
Montezuma Rd., College Ave. to El Cajon Blvd. (Install 9675 ft. of underground, remove 40 poles and 7590 ft. of overhead line) Work orders 5567820, 5567825, 5567821 and 5567827	469 004 ✓		469 004
Imperial Ave., Escuela St. to Euclid Ave., Phase I (Install 5420 ft. of underground, remove 35 poles and 5931 ft. of overhead line) Work orders 5475510, 5475515 Note: Actual cost includes an equivalent relocation credit of \$6,219.	295 617 ✓		295 617
La Jolla Scenic Dr., Soledad Mtn. Rd. to Via Capri (Install 4800 ft. of underground, remove 26 poles and 5090 ft. of overhead line) Work orders 5380440, 5380445 and 5380447 Note: Actual cost includes an equivalent relocation credit of \$6,543.	<u>260 610</u> ✓		<u>260 610</u>
San Diego Total	5 341 233		5 341 233

RULE 20.A
 SAN DIEGO GAS & ELECTRIC COMPANY
 REPORT ON CONVERSIONS OF OVERHEAD TO UNDERGROUND
 ELECTRIC DISTRIBUTION FACILITIES

<u>Description and Location</u>	<u>Distribution of Costs</u>		
	<u>Utility</u> \$	<u>Others</u> \$	<u>Total</u> \$
<u>County of San Diego</u>			
<u>San Marcos</u>			
Twin Oaks Valley Rd., Mission Ave. to Westerly Way (Install 2080 ft. of underground, remove 7 poles and 1530 ft. of overhead line) Work orders 5589635, 5589630	122 679 ✓		122 679
Mulberry Rd. N/O Borden Rd. (Install 180 ft. of underground, remove 1 pole and 306 ft. of overhead line) Work orders 5548951, 5548955 Note: See Rule 20.B for Mulberry Est. for balance of work.	<u>7 700</u> ✓		<u>7 700</u>
San Marcos Total	130 379		130 379
<u>Unincorporated</u>			
Main St., Third St. to Otay Valley Rd. (Install 11600 ft. of underground, remove 54 poles and 9210 ft. of overhead line) Work orders 5425100, 5425107, 5425105 and 5579700 Note: Actual cost includes an equivalent relocation cost of \$73,699.	666 762 ✓		666 762
Manchester Ave. @ Interstate 5 (Install 1650 ft. of underground, remove 9 poles and 1900 ft. of overhead line) Work orders 5642370, 5642375	71 827 ✓		71 827

RULE 20.A
 SAN DIEGO GAS & ELECTRIC COMPANY
 REPORT ON CONVERSIONS OF OVERHEAD TO UNDERGROUND
 ELECTRIC DISTRIBUTION FACILITIES

<u>Description and Location</u>	<u>Distribution of Costs</u>		
	<u>Utility</u>	<u>Others</u>	<u>Total</u>
	\$	\$	\$
<u>County of San Diego</u>			
<u>Unincorporated (continued)</u>			
Vista Regional Center, Melrose S/O Hacienda, Vista (Install 300 ft. of underground, remove 3 poles and 810 ft. of overhead line) Work orders 5544731, 5544735	5 940 ✓		5 940
Poway Road #4, Garden to Transmission Line (Install 5750 ft. of underground, remove 30 poles and 6550 ft. of overhead line) Work orders 5554500, 5554505	315 233 ✓		315 233
Lilac Rd. Bridge @ I-15 (Install 500 ft. of underground, remove 4 poles and 2380 ft. of overhead line) Work orders 5568900, 5516730 Note: Actual cost includes an equivalent relocation credit of \$2,234.	40 003 ✓		40 003
Imperial Ave., Golden Ave. to San Pasqual St. (Install 8200 ft. of underground, remove 45 poles and 9105 ft. of overhead line) Work orders 5476600, 5476605	441 558 ✓		441 558
Camino Del Mar S/O 14th St. (Install 450 ft. of underground, remove 2 poles and 443 ft. of overhead line) Work orders 5505350, 5505355, 5505351 and 5505356 Note: 1. See City of Del Mar 20.A for balance of project. 2. Actual cost includes a credit for overhead work avoided of \$2,638.	38 510 ✓		38 510

1978
 RULE 20.A
 SAN DIEGO GAS & ELECTRIC COMPANY
 REPORT ON CONVERSIONS OF OVERHEAD TO UNDERGROUND
 ELECTRIC DISTRIBUTION FACILITIES

<u>Description and Location</u>	<u>Distribution of Costs</u>		
	<u>Utility</u> \$	<u>Others</u> \$	<u>Total</u> \$
<u>County of San Diego</u>			
<u>Unincorporated (continued)</u>			
Santa Fe Dr., Rubenstein to Gardena (Install 2420 ft. of underground, remove 11 poles and 2650 ft. of overhead line) Work orders 5618840, 5618845 Note: Actual cost includes a credit for overhead work avoided of \$8,669.	208 156 ✓		<u>208 156</u>
Unincorporated Total	1 787 989		1 787 989
<u>County of Orange</u>			
<u>Unincorporated</u>			
Pacific Coast Hwy. @ 3 Arch Bay (Install 3205 ft. of underground, remove 15 poles and 3277 ft. of overhead line) Work orders 5536950, 5536955, 5536951 and 5536956	364 254 ✓		364 254
Stone Hill Dr., Phase I W/O Golden Lantern @ Dana Point (Install 1760 ft. of underground, remove 4 poles and 1610 ft. of overhead line) Work orders 5574340, 5574345 Note: Actual cost includes an equivalent relocation credit of \$16,136.	<u>75 514</u> ✓		<u>75 514</u>
Unincorporated Total	439 768		439 768

RULE 20.B
 SAN DIEGO GAS & ELECTRIC COMPANY
 REPORT ON CONVERSIONS OF OVERHEAD TO UNDERGROUND
 ELECTRIC DISTRIBUTION FACILITIES

<u>Description and Location</u>	<u>Distribution of Costs</u>		
	<u>Utility</u> \$	<u>Others</u> \$	<u>Total</u> \$
<u>County of San Diego</u>			
<u>Carlsbad</u>			
Carlsbad Tract 76-4 Paseo Del Norte (Install 1708 ft. of underground, remove 7 poles and 1800 ft. of overhead line) Work orders 5548480, 5548485	6 826	30 545	37 371
<u>El Cajon</u>			
Fletcher Hills Meadows, Rippey St. (Install 1550 ft. of underground, remove 2 poles and 1025 ft. of overhead line) Work orders 5574420, 5574425	15 423	21 605	37 028
<u>Escondido</u>			
Escondido Tract 293, El Norte Parkway N/O Bennett Avenue (Install 300 ft. of underground, remove 5 poles and 665 ft. of overhead line) Work orders 5561770, 5561775	2 249	0	2 249
<u>National City</u>			
24th Street, National Ave. E/O I-5 (Install 1760 ft. of underground, remove 6 poles and 1895 ft. of overhead line) Work orders 5324411, 5324415	50 059	32 381	82 440
<u>Oceanside</u>			
Rancho San Geronimo, Guajome Lake Road S/O Mission Ave. (Install 1200 ft. of underground, remove 4 poles and 950 ft. of overhead line) Work orders 5573600, 5573605	6 070	5 607	11 677

RULE 20.B
 SAN DIEGO GAS & ELECTRIC COMPANY
 REPORT ON CONVERSIONS OF OVERHEAD TO UNDERGROUND
 ELECTRIC DISTRIBUTION FACILITIES

<u>Description and Location</u>	<u>Distribution of Costs</u>		
	<u>Utility</u>	<u>Other</u>	<u>Total</u>
	\$	\$	\$
<u>County of San Diego</u>			
<u>San Diego</u>			
Embarcadero, Market St. W/O Pacific Highway (Install 1235 ft. of underground, remove 4 poles and 920 ft. of overhead line) Work orders 5589490, 5589495	6 679	17 286	23 975
University of San Diego Student Housing, Tula Ct. E/O Gullstrand (Install 1400 ft. of underground, remove 11 poles and 1480 ft. of overhead line) Work orders 5635500, 5635505	12 033	15 986	28 019
A. M. Lewis Subdivision, Miramar Rd. E/O Empire St. (Install 1125 ft. of underground, remove 6 poles and 730 ft. of overhead line) Work orders 5545300, 5545305 Note: See Rule 20.A project on Miramar Rd. for balance of work.	8 654	49 815	58 469
Imperial 80, Viewcrest Dr. between Imperial Ave. and Woodrow Ave. (Install 2600 ft. of underground, remove 9 poles and 2600 ft. of overhead line) Work orders 5552990, 5552995	18 422	41 300	59 722

RULE 20.B
 SAN DIEGO GAS & ELECTRIC COMPANY
 REPORT ON CONVERSIONS OF OVERHEAD TO UNDERGROUND
 ELECTRIC DISTRIBUTION FACILITIES

<u>Description and Location</u>	<u>Distribution of Costs</u>		
	<u>Utility</u> \$	<u>Other</u> \$	<u>Total</u> \$
<u>County of San Diego</u>			
<u>San Diego (continued)</u>			
Hazard Commercial Park, Ruffin Road N/O Clairemont Mesa Dr. (Install 1800 ft. of underground, remove 6 poles and 1697 ft. of overhead line) Work orders 5561920, 5561925	66 344	54 164	120 508
Division Highlands #10, Stamen St. @ Stamen Ct. (Install 850 ft. of underground, remove 8 poles and 1280 ft. of overhead line) Work orders 5549040, 5549045	<u>3 576</u>	<u>6 986</u>	<u>10 562</u>
San Diego Total	115 708	185 537	301 245
<u>San Marcos</u>			
Mulberry Estates, Mulberry Dr. N/O Banjo Ct. (Install 200 ft. of underground, remove 2 poles and 925 ft. of overhead line) Work orders 5548950, 5548951 and 5548955 Note: See 20.A project for City of San Marcos for balance of project.	10 595	13 254	23 849
<u>Unincorporated</u>			
Bonita Central Shopping Center, Bonita Road @ Central Avenue (Install 1100 ft. of underground, remove 2 poles and 820 ft. of overhead line) Work orders 5575040, 5575045	5 594	20 506	26 100

RULE 20.B
 SAN DIEGO GAS & ELECTRIC COMPANY
 REPORT ON CONVERSION OF OVERHEAD TO UNDERGROUND
 ELECTRIC DISTRIBUTION FACILITIES

<u>Description and Location</u>	<u>Distribution of Costs</u>		
	<u>Utility</u>	<u>Other</u>	<u>Total</u>
	\$	\$	\$
<u>County of San Diego</u>			
<u>Unincorporated (continued)</u>			
Bonita Ridge Estates Unit 3, Phase 2, Palm Dr. S/O Bonita Rd. (Install 810 ft. of underground, remove 2 poles and 536 ft. of overhead line) Work orders 5605341, 5605346	3 266	2 365	5 631
Bonita Estates Unit 1, Sweetwater Rd. W/O Pray St. (Install 575 ft. of underground, remove 3 poles and 1250 ft. of overhead line) Work orders 5597180, 5597185	5 625	7 418	13 043
Cardiff Sea Village, Phase 2, Crest Dr. @ Lake Dr. (Install 800 ft. of underground, remove 1 pole and 530 ft. of overhead line) Work orders 5596411, 5596412	4 664	13 482	18 146
Holly Hills Vista Unit 10, Osage Road N/O Paradise Valley Rd. (Install 225 ft. of underground, remove 1 pole and 700 ft. of overhead line) Work orders 5528455, 5528450	10 003	23 553	33 556
Unincorporated Total	29 152	67 324	96 476

RULE 20.B
 SAN DIEGO GAS & ELECTRIC COMPANY
 REPORT ON CONVERSIONS OF OVERHEAD TO UNDERGROUND
 ELECTRIC DISTRIBUTION FACILITIES

<u>Description and Location</u>	<u>Distribution of Costs</u>		
	<u>Utility</u>	<u>Other</u>	<u>Total</u>
	\$	\$	\$
<u>County of Orange</u>			
<u>San Juan Capistrano</u>			
Ambuehl Elementary School 28001 San Juan Creek Road (Install 480 ft. of underground, remove 4 poles and 1300 ft. of overhead line) Work orders 5596590, 5596595	4 539	6 532	11 071
<u>Unincorporated</u>			
Tract 9295, Oso Parkway @ Nellie Gale Rd. (Install 2250 ft. of underground, remove 10 poles and 4465 ft. of overhead line) Work orders 5618860, 5618865	49 084	12 537	61 621

RULE 20.C
 SAN DIEGO GAS & ELECTRIC COMPANY
 REPORT ON CONVERSIONS OF OVERHEAD TO UNDERGROUND
 ELECTRIC DISTRIBUTION FACILITIES

<u>Description and Location</u>	<u>Distribution of Costs</u>		
	<u>Utility</u>	<u>Other</u>	<u>Total</u>
	<u>\$</u>	<u>\$</u>	<u>\$</u>
<u>County of San Diego</u>			
<u>Coronado</u>			
Coronado-Oceanside Estates S/O Star Park Circle (Install 225 ft. of underground, remove 0 poles and 167 ft. of overhead line) Work orders 5574040, 5574045	157	3 238	3 395
<u>Carlsbad</u>			
Carlsbad Tract 77-1 2535 Jefferson Street (Install 36 ft. of underground, remove 1 pole and 340 ft. of overhead line) Work orders 5596260, 5395035	353	4 009	4 362
<u>La Mesa</u>			
La Mesa Tract 76-7, Mariposa St. @ Bellflower Dr. (Install 400 ft. of underground, remove 2 poles and 210 ft. of overhead line) Work orders 5574315, 5574310	88	1 287	1 375

RULE 20.C
 SAN DIEGO GAS & ELECTRIC COMPANY
 REPORT ON CONVERSIONS OF OVERHEAD TO UNDERGROUND
 ELECTRIC DISTRIBUTION FACILITIES

<u>Description and Location</u>	<u>Distribution of Costs</u>		
	<u>Utility</u> \$	<u>Other</u> \$	<u>Total</u> \$
<u>County of San Diego</u>			
<u>Lemon Grove</u>			
Lemon Grove Shopping Center, Golden Ave. @ Washington Ave. (Install 600 ft. of underground, remove 1 pole and 590 ft. of overhead line) Work orders 5582805, 5582800	2 193	15 930	18 123
<u>San Diego</u>			
Empire Development Unit 6, Mercury St. @ Clairemont Mesa Blvd. (Install 85 ft. of underground, remove 3 poles and 456 ft. of overhead line) Work orders 5536980, 5536985	367	4 239	4 606
H. C. Scofield 2984 Iris Avenue (Install * ft. of underground, remove 2 poles and 250 ft. of overhead line) Work order 5604310 *See 5177890 previously reported in 1973 report	281	0	281
Sunkist Estates, Laurel St. E/O Euclid Ave. (Install 450 ft. of underground, remove 1 pole and 550 ft. of overhead line) Work orders 5544740, 5544745	4 921	6 931	11 852

RULE 20.C
 SAN DIEGO GAS & ELECTRIC COMPANY
 REPORT ON CONVERSIONS OF OVERHEAD TO UNDERGROUND
 ELECTRIC DISTRIBUTION FACILITIES

<u>Description and Location</u>	<u>Distribution of Costs</u>		
	<u>Utility</u>	<u>Other</u>	<u>Total</u>
	\$	\$	\$
<u>County of San Diego</u>			
<u>San Diego (continued)</u>			
Valencia View Unit 1, Skyline Dr. W/O 61st St. (Install 320 ft. of underground, remove 0 poles and 315 ft. of overhead line) Work orders 5520850, 5520855	1 050	10 652	11 702
NAS Miramar, Miramar Rd. W/O I-15 (Install 135 ft. of underground, remove 1 pole and 130 ft. of overhead line) Work orders 5344900, 5344905	178	14 117	14 295
Coronado Views, Tooley St. W/O 60th St. (Install 425 ft. of underground, remove 4 poles and 1455 ft. of overhead line) Work orders 5619540, 5619545	1 172	8 404	9 576
Rancho Jarana Unit 3, Dairy Mart Rd. S/O Beyer Way (Install 500 ft. of underground, remove 3 poles and 310 ft. of overhead line) Work orders 5554360, 5554365	603	7 028	7 631
Campbell Industries, Harbor St. S/O Harbor Dr. (Install 220 ft. of underground, remove 1 pole and 210 ft. of overhead line) Work orders 5596240, 5596245	2 453	8 817	11 210

RULE 20.C
 SAN DIEGO GAS & ELECTRIC COMPANY
 REPORT ON CONVERSIONS OF OVERHEAD TO UNDERGROUND
 ELECTRIC DISTRIBUTION FACILITIES

<u>Description and Location</u>	<u>Distribution of Costs</u>		
	<u>Utility</u> \$	<u>Other</u> \$	<u>Total</u> \$
<u>County of San Diego</u>			
<u>San Diego (continued)</u>			
La Costa Del Pacifico, Neptune Ave. @ Encinitas Blvd. (Install 200 ft. of underground, remove 0 poles and 245 ft. of overhead line) Work orders 5527700, 5527705	325	2 977	3 302
Reo Rancho, Reo Dr. & Banbury St. (Install 400 ft. of underground, remove 1 pole and 165 ft. of overhead line) Work orders 5648810, 5648815	<u>2 867</u>	<u>7 907</u>	<u>10 774</u>
San Diego Total	14 217	71 072	85 289
<u>San Marcos</u>			
Villa San Marcos Unit 2, Villa San Marcos Rd. & Macmahr (Install 150 ft. of underground, remove 4 poles and 781 ft. of overhead line) Work orders 5484970, 5484975	2	4 120	4 122
<u>Vista</u>			
Vista Tract 76-1, Grandview Rd. E/O Camino Loma (Install 310 ft. of underground, remove 0 poles and 114 ft. of overhead line) Work orders 5536550, 5536555	7 608	8 702	16 310

RULE 20.C
 SAN DIEGO GAS & ELECTRIC COMPANY
 REPORT ON CONVERSIONS OF OVERHEAD TO UNDERGROUND
 ELECTRIC DISTRIBUTION FACILITIES

<u>Description and Location</u>	<u>Distribution of Costs</u>		
	<u>Utility</u> \$	<u>Other</u> \$	<u>Total</u> \$
<u>County of San Diego</u>			
<u>Vista (continued)</u>			
Vista Tract 73-3 (Aztec Homes), Durian Ct. & Durian St. (Install 210 ft. of underground, remove 1 pole and 220 ft. of overhead line) Work orders 5606280, 5606285	563	4 749	5 312
Vista Townhomes, 902 Eucalyptus Ave. (Install 300 ft. of underground, remove 0 poles and 222 ft. of overhead line) Work orders 5548790, 5548795	<u>1 426</u>	<u>5 872</u>	<u>7 298</u>
Vista Total	9 597	19 323	28 920
<u>Unincorporated</u>			
Corinthian Terrace, Los Potras Way W/O Kay Jay Ln., Lakeside (Install 305 ft. of underground, remove 2 poles and 600 ft. of overhead line) Work orders 5611540, 5618570	8 292	1 250	9 542
Helix Summit, Helix St. S/O Ivy Ln. (Install 225 ft. of underground, remove 1 pole and 330 ft. of overhead line) Work orders 5606270, 5606275	254	3 380	3 634

RULE 20.C
 SAN DIEGO GAS & ELECTRIC COMPANY
 REPORT ON CONVERSIONS OF OVERHEAD TO UNDERGROUND
 ELECTRIC DISTRIBUTION FACILITIES

<u>Description and Location</u>	<u>Distribution of Costs</u>		
	<u>Utility</u> \$	<u>Other</u> \$	<u>Total</u> \$
<u>County of San Diego</u>			
<u>Unincorporated (continued)</u>			
Hobart House Motel, Old Hwy. 80, Pine Valley (Install 320 ft. of underground, remove 3 poles and 810 ft. of overhead line) Work orders 5625040, 5625045	696	25 161	25 857
Leucadia County Water District, La Costa Ave. E/O El Camino Real (Install 160 ft. of underground, remove 3 poles and 140 ft. of overhead line) Work orders 5553450, 5553455	414	2 603	3 017
Orange Hills Estates, Morning Star Dr. E/O Avocado Blvd. (Install 180 ft. of underground, remove 1 pole and 795 ft. of overhead line) Work orders 5544020, 5544025 and 5544027	6 668	5 208	11 876
Bruce Clark, 22280 Crestline Rd. (Install 140 ft. of underground, remove 1 pole and 95 ft. of overhead line) Work orders 5655920, 5655925	169	626	795
Bonita Ridge Estates Unit 3 (Phase 1), Fallbrook Ct. W/O Acacia (Install 420 ft. of underground, remove 1 pole and 350 ft. of overhead line) Work orders 56053450, 5605345	843	8 346	9 189
Unincorporated Total	17 336	46 574	63 910

RULE 20.C
 SAN DIEGO GAS & ELECTRIC COMPANY
 REPORT ON CONVERSIONS OF OVERHEAD TO UNDERGROUND
 ELECTRIC DISTRIBUTION FACILITIES

<u>Description and Location</u>	<u>Distribution of Costs</u>		
	<u>Utility</u> \$	<u>Other</u> \$	<u>Total</u> \$
<u>County of Orange</u>			
<u>San Clemente</u>			
Tract 7951, Phase 2, Camino Mira Costa E/O Camino De Estrella (Install 875 ft. of underground, remove 2 poles and 520 ft. of overhead line) Work orders 5457620, 5457625	1 034	10 880	11 914
<u>San Juan Capistrano</u>			
Bircher Conversion, 32329 Del Obispo (Install 525 ft. of underground, remove 3 poles and 480 ft. of overhead line) Work orders 5574900, 5574905	365	2 263	2 628

PROJECTS OTHER THAN RULE 20
 SAN DIEGO GAS & ELECTRIC COMPANY
 REPORT ON CONVERSIONS OF OVERHEAD TO UNDERGROUND
 ELECTRIC DISTRIBUTION FACILITIES

<u>Description and Location</u>	<u>Distribution of Costs</u>		
	<u>Utility</u> \$	<u>Others</u> \$	<u>Total</u> \$
<u>County of San Diego</u>			
<u>San Diego</u>			
Villa La Mesa 5740 Lake Murray Blvd. San Diego (Install 240 ft. of underground, remove 1 pole and 240 ft. of overhead line) Work orders 57544755, 55444750	2 647		2 647
Kearny Substation, Overland N/O Clairemont Mesa (Install 260 ft. of underground, remove 4 poles and 620 ft. of overhead line) Work orders 5581730, 5581735	<u>83 463</u>		<u>83 463</u>
Other Total	86 110		86 110



San Diego Gas & Electric

PUG 100
C. 8209

March 27, 1980

RECEIVED
San Diego Gas & Electric Company
MAR 28 1980
REGULATORY AFFAIRS

Public Utilities Commission
State of California
State Building
San Francisco, California 94102

Attention: Mr. Joseph E. Bodovitz
Executive Director

Gentlemen:

In accordance with Ordering Paragraph 7 of Decision 73078 in Case 8209, San Diego Gas & Electric Company is submitting herewith a full report on conversion work completed during the year 1979, including a list and description of each project and indicating the distribution of costs as between the utility and others. You will find the report broken into the four categories of Rule 20A, B, C and Other.

The following information is the overall status of our Rule 20A conversion program in our territory as of December 31, 1979.

A. <u>Completed</u> projects previously reported (1968-1978)	\$35 678 872
B. <u>Completed</u> current year projects as of December 31, 1979	11 544 145
C. Total <u>completed</u> projects (1968-1979)	\$47 223 017
D. Funds identified for projects in <u>prog-</u> <u>ress</u> as of December 31, 1979 (Note: of this amount, \$5,683,017 was actually spent in 1979)	9 645 919
E. Funds identified for <u>committed</u> projects as of December 31, 1979	9 831 009*
F. Funds held in reserve for identified areas <u>under study</u> by active under- ground communities as of December 31, 1979	14 528 000*

G. Funds held for future use by entities where no activity is under way as of December 31, 1979	<u>None</u>
Total of lines C through G	\$81 227 945
H. 1968 through 1979 allocation	57 450 227
1980 allocation (requested) <i>approved</i>	10 044 000
Total allocation through 1980	\$67 494 227

*Some will utilize 1980/1981 allocations

The attached glossary covers terms used in the foregoing status report and the following detailed report.

Very truly yours,

SAN DIEGO GAS & ELECTRIC COMPANY

BY *C. Richard Swanson*
C. Richard Swanson
Regulatory Affairs Supervisor

CRS/JCC:ked

Attachment

cc: CPUC - Los Angeles w/att
R. L. Meyer "
J. E. Thomas "
J. C. Carnahan "
L. E. DeSimone "

bc: R. E. Morris (w/o attachment)	J. P. Agosta (w/attachment)
T. A. Page "	R. I. Barajas "
G. D. Cotton "	N. J. Downey "
P. M. Klauber "	D. L. Hopkins "
J. H. Woy "	J. R. Kiloh "
T. I. Jarrard "	

GLOSSARY FOR RULE 20 CONVERSION REPORT

A. Completed Projects Previously Reported

Total amount of completed jobs reported in prior years. These amounts are reported on a completed cost basis (overhead and underground).

B. Completed Current Year Projects

Total amount expended on projects where all work has been completed during the current year (includes both overhead and underground costs). Work orders have been closed, completed costs confirmed and reaffirmation has been made to the political entity of the charges to their allocation.

C. Total Completed Projects 1978 Through 1979

D. Progress

Projects where construction work has been started in the field under a duly established underground district provided for in the entity's enabling legislation under the criteria set forth in Rule 20A.

E. Committed

Projects where the underground district has been duly established under the enabling legislation provided by the local entity.

F. Study

Areas within active undergrounding political entities where study is under way or the entity intends, in consultation with the utility, to form an underground district or districts. This amount is the initial estimate of the cost of these future projects.

G. No Activity

The allocation to those political entities where no action has been taken to becoming an active undergrounding community under the definition of this rule, and in some instances where we have been informed by the political body that they do not foresee future efforts in this regard.

H. Allocations

Total funds committed by the utility for this effort. This amount is equal to the Company's total-to-date allocation, excluding the current year allocations.

1980 Allocation

This amount is the Company's total current year allocation.

GLOSSARY FOR RULE 20 CONVERSION REPORT

Page 2

OTHER TERMS

Utility cost - Net utility expense for work made necessary by the conversion after deducting credits.

Other cost - Payment made by an applicant or estimated value of facilities installed by him. When the applicant performs the trenching, the cost of trenching, backfilling and repavement is not included.

Feet of Underground Installed - Trench Footage required for job.

Number of Poles Removed - Net figure (removed-installed).

Feet of Overhead Line Removed - Distance between poles removed and to remaining poles.

Total Summary
 - By Rule -
 San Diego Gas & Electric Company
 Report on Conversions of Overhead to Underground
 Electric Distribution Facilities
 Year 1979

<u>Rule</u>	<u>Location</u>	<u>Distribution of Costs</u>		
		<u>Utility</u> \$	<u>Others</u> \$	<u>Total</u> \$
20A	City of Carlsbad	249 527		249 527
	City of Chula Vista	575 691		575 691
	City of El Cajon	27 099		27 099
	City of Escondido	426 989		426 989
	City of La Mesa	603 346		603 346
	City of National City	413 484		413 484
	City of Oceanside	114 310		114 310
	City of San Diego	6 480 280		6 480 280
	City of San Marcos	28 520		28 520
	County of San Diego - Unincorporated	1 919 076		1 919 076
	City of San Juan Capistrano	384 182		384 182
	County of Orange - Unincorporated	321 641		321 641
		Total Rule 20A	11 544 145	
20B	City of Chula Vista	58 241	25 252	83 493
	City of El Cajon	35 869	53 693	89 562
	City of Escondido	24 842	26 679	51 521
	City of Oceanside	41 411	21 138	62 549
	City of San Diego	110 319	132 615	242 934
	City of San Marcos	36 418	96 903	133 321
	City of Vista	26 334	32 208	58 542
	County of San Diego - Unincorporated	81 320	93 060	174 380
	City of San Juan Capistrano	6 980	4 630	11 610
	Total Rule 20B	421 734	486 178	907 912
20C	City of Carlsbad	149	3 298	3 447
	City of Coronado	280	1 975	2 255
	City of El Cajon	7 992	48 566	56 558
	City of Escondido	7 441	48 945	56 386
	City of San Diego	17 240	9 996	27 236
	City of San Marcos	11 133	34 173	45 306
	City of Vista	672	7 161	7 833
	County of San Diego - Unincorporated	11 153	44 290	55 443
	City of San Juan Capistrano	473	3 940	4 413
		Total Rule 20C	56 533	202 344
Other	City of San Diego	591 627		591 627
	County of San Diego - Unincorporated	52 931		52 931
	Total Others	644 558		644 558
	Total All Conversions	12 666 970	688 522	13 355 492

Total Summary
 - By County -
 San Diego Gas & Electric Company
 Report on Conversions of Overhead to Underground
 Electric Distribution Facilities
 Year 1979

<u>Location</u>	<u>Distribution of Costs</u>		
	<u>Utility</u>	<u>Others</u>	<u>Total</u>
	\$	\$	\$
<u>County of San Diego</u>			
Rule 20A	10 838 322	0	10 838 322
20B	414 754	481 548	896 302
20C	56 060	198 404	254 464
Other	644 558	0	644 558
Total	11 953 694	679 952	12 633 646
<u>County of Orange</u>			
Rule 20A	705 823	0	705 823
20B	6 980	4 630	11 610
20C	473	3 940	4 413
Total	713 276	8 570	721 846
<u>Total Conversions</u>	<u>12 666 970</u>	<u>688 522</u>	<u>13 355 492</u>

RULE 20.A
SAN DIEGO GAS & ELECTRIC COMPANY
REPORT ON CONVERSIONS OF OVERHEAD TO UNDERGROUND
ELECTRIC DISTRIBUTION FACILITIES

<u>Description and Location</u>	<u>Distribution of Costs</u>		
	<u>Utility</u>	<u>Others</u>	<u>Total</u>
	\$	\$	\$
<u>County of San Diego</u>			
<u>Carlsbad</u>			
Madison, Jefferson & Harding St. N/O Elm Ave. (Install 6125 ft. of underground, remove 26 poles and 3200 ft. of overhead line) Work orders 5675550, 5675555	249 527		249 527
<u>Chula Vista</u>			
Third Ave., "G" St. to "K" St. (Install 6775 ft. of underground, remove 61 poles and 7272 ft. of overhead line) Work orders 5611990, 5611995	575 691		575 691
<u>El Cajon</u>			
Chase Ave., Emerald Ave. to Mollison Ave. Work orders 5635050, 5635055 5607560 Note: City rescinded action after construction started. Re- mainder of project has been canceled.	27 099		27 099
<u>Escondido</u>			
Washington Ave., Broadway to Quince St. (Install 5120 ft. of underground, remove 31 poles and 5195 ft. of overhead line) Work orders 5648450, 5648455	426 989		426 989
<u>La Mesa</u>			
La Mesa Blvd., Porter Hill Rd. to Grossmont Blvd. (Install 7200 ft. of underground, remove 32 poles and 5395 ft. of overhead line) Work orders 5611360, 5611365	603 346		603 346

RULE 20.A
 SAN DIEGO GAS & ELECTRIC COMPANY
 REPORT ON CONVERSIONS OF OVERHEAD TO UNDERGROUND
 ELECTRIC DISTRIBUTION FACILITIES

<u>Description and Location</u>	<u>Distribution of Costs</u>		
	<u>Utility</u>	<u>Others</u>	<u>Total</u>
	\$	\$	\$
<u>County of San Diego</u>			
<u>National City</u>			
National Ave., 4th St. to 8th St. (Install 2100 ft. of underground, remove 20 poles and 4115 ft. of overhead line) Work orders 5606070, 5606075	146 052		146 052
National Ave., 8th St. to 12th St. (Install 3440 ft. of underground, remove 19 poles and 3200 ft. of overhead line) Work orders 5590270, 5590275	<u>267 432</u>		<u>267 432</u>
National City Total	413 484		413 484
<u>Oceanside</u>			
Pacific St., Cassidy St. to Eaton St. (Install 4200 ft. of underground, remove 13 poles and 2200 ft. of overhead line) Work orders 5680470, 5680475	110 114		110 114
Mission Ave., Horne St. to Santa Barbara St. Work orders 5581820, 5581821, 5581825 Note: Additional charges to work orders 5581820, 5581821, 5581825 previously reported in 1978 report.	<u>4 196</u>		<u>4 196</u>
Oceanside Total	114 310		114 310
<u>San Diego</u>			
Fifth Ave., Beech St. to Laurel St. (Install 5700 ft. of underground, remove 39 poles and 5124 ft. of overhead line) Work orders 5636410, 5636415	466 622		466 622

RULE 20.A
SAN DIEGO GAS & ELECTRIC COMPANY
REPORT ON CONVERSIONS OF OVERHEAD TO UNDERGROUND
ELECTRIC DISTRIBUTION FACILITIES

<u>Description and Location</u>	<u>Distribution of Costs</u>		
	<u>Utility</u>	<u>Others</u>	<u>Total</u>
	\$	\$	\$
<u>County of San Diego</u>			
<u>San Diego (continued)</u>			
Park Blvd., Balboa Ave. to University St. (Install 1375 ft. of underground, remove 11 poles and 1635 ft. of overhead line) Work orders 5669650, 5669655	253 670		253 670
Kettner Blvd., Laurel St. to Sassafrass St. (Install 5093 ft. of underground, remove 29 poles and 4433 ft. of overhead line) Work orders 5635030, 5635035, 5917180	904 636		904 636
Navajo Rd. & Lake Murray Blvd. (Install 5850 ft. of underground, remove 37 poles and 6300 ft. of overhead line) Work orders 5612090, 5612095, 5612091	388 880		388 880
Kearny Mesa Rd. @ Black Mountain Rd. (Install 950 ft. of underground, remove 5 poles and 775 ft. of overhead line) Work orders 5669600, 5669605	123 516		123 516
Miramar Rd. @ Milch Rd. (Install 190 ft. of underground, remove 9 poles and 1845 ft. of overhead line) Work orders 5515770, 5515775, 5515776, 5544530	37 846		37 846
University Ave., 54th St. to College Ave. (Install 8650 ft. of underground, remove 55 poles and 11,180 ft. of overhead line) Work orders 5635100, 5635105, 5635101, 5635106	853 474		853 474

RULE 20.A
 SAN DIEGO GAS & ELECTRIC COMPANY
 REPORT ON CONVERSIONS OF OVERHEAD TO UNDERGROUND
 ELECTRIC DISTRIBUTION FACILITIES

<u>Description and Location</u>	<u>Distribution of Costs</u>		
	<u>Utility</u> \$	<u>Others</u> \$	<u>Total</u> \$
<u>County of San Diego</u>			
<u>San Diego (continued)</u>			
Grand Ave., (12KV), Noyes St. to Mission Bay Dr. (Install 7450 ft. of underground, remove 37 poles and 7950 ft. of overhead line) Work orders 5668920, 5668925	600 784		600 784
Grand Ave., (69KV), Jewell St. to Mission Bay Dr. (Install 7920 ft. of underground, remove 19 poles and 7800 ft. of overhead line) Work orders 5583970, 5583975	722 155		722 155
Imperial Ave., 65th St. to City Limits (Install 6225 ft. of underground, remove 35 poles and 6915 ft. of overhead line) Work orders 5668420, 5668425	547 445		547 445
El Cajon Blvd., Highland Ave. to 50th St. (Install 8450 ft. of underground, remove 51 poles and 8090 ft. of overhead line) Work orders 5659450, 5659455	668 551		668 551
Sorrento Valley Rd., I-5 to Carmel Valley Rd. (Install 4700 ft. of underground, remove 28 poles and 4027 ft. of overhead line) Work orders 5669640, 5669645, 5669641 Note: Actual cost includes an equivalent relocation credit of \$8,134.	326 834		326 834

RULE 20.A
 SAN DIEGO GAS & ELECTRIC COMPANY
 REPORT ON CONVERSIONS OF OVERHEAD TO UNDERGROUND
 ELECTRIC DISTRIBUTION FACILITIES

<u>Description and Location</u>	<u>Distribution of Costs</u>		
	<u>Utility</u>	<u>Others</u>	<u>Total</u>
	\$	\$	\$
<u>County of San Diego</u>			
<u>San Diego (continued)</u>			
Ingraham St., Hornblend St. to Pacific Beach Dr. (Install 4119 ft. of underground, remove 22 poles and 4417 ft. of overhead line) Work orders 5612170, 5612175	371 179		371 179
Beyer Blvd., Dairy Mart Rd. to I-805 (Install 3600 ft. of underground, remove 34 poles and 4800 ft. of overhead line) Work orders 5589720, 5589725	214 688		214 688
San Diego Total	6 480 280		6 480 280
<u>San Marcos</u>			
Discovery St., La Sombra Dr. to McMahr Rd. (Install 337 ft. of underground, remove 1 pole and 300 ft. of overhead line) Work orders 5648170, 5648175	28 520		28 520
<u>Unincorporated</u>			
Broadway #1, Palomar to Moss St., Otay (Install 6200 ft. of underground, remove 54 poles and 10,105 ft. of overhead line) Work orders 5596700, 5596705, 5596702, 5596706, 5596701	390 110		390 110
Jamacha Rd., Sweetwater Rd. to Cardiff Dr., Spring Valley (Install 5500 ft. of underground, remove 27 poles and 6185 ft. of overhead line) Work orders 5606630, 5606635	395 792		395 792

RULE 20.A
 SAN DIEGO GAS & ELECTRIC COMPANY
 REPORT ON CONVERSIONS OF OVERHEAD TO UNDERGROUND
 ELECTRIC DISTRIBUTION FACILITIES

<u>Description and Location</u>	<u>Distribution of Costs</u>		
	<u>Utility</u>	<u>Others</u>	<u>Total</u>
	\$	\$	\$
<u>County of San Diego</u>			
<u>Unincorporated (continued)</u>			
Sweetwater Rd., Jamacha Blvd. to Jamacha Rd., Spring Valley (Install 4800 ft. of underground, remove 19 poles and 2955 ft. of overhead line) Work orders 5612000, 5612005	231 900		231 900
Carlton Hills Blvd., Mission Gorge Rd. to Mast St., Santee (Install 4200 ft. of underground, remove 19 poles and 4206 ft. of overhead line) Work orders 5668430, 5668435	418 191		418 191
Laguna Mountain Recreation Area, Campground and Visitor's Center (Install 1650 ft. of underground, remove 3 poles and 1575 ft. of overhead line) Work orders 5723590, 5723595 Note: See County of San Diego Other for balance of project.	52 931		52 931
Broadway #2, Palomar to Main St., Otay (Install 5725 ft. of underground, remove 37 poles and 6195 ft. of overhead line) Work orders 5676040, 5676045	386 385		386 385
Deer Springs Rd. at I-15, Escondido Area (Install 1650 ft. of underground, remove 4 poles and 2200 ft. of overhead line) Work orders 5635040, 5635045 Note: Actual cost includes an equiva- lent relocation credit of \$5,277.	<u>43 767</u>		<u>43 767</u>
Unincorporated Total	1 919 076		1 919 076

RULE 20.A
 SAN DIEGO GAS & ELECTRIC COMPANY
 REPORT ON CONVERSIONS OF OVERHEAD TO UNDERGROUND
 ELECTRIC DISTRIBUTION FACILITIES

<u>Description and Location</u>	<u>Distribution of Costs</u>		
	<u>Utility</u> \$	<u>Others</u> \$	<u>Total</u> \$
<u>County of Orange</u>			
<u>San Juan Capistrano</u>			
Camino Capistrano, Forster Ave. to Avenida Padre (Install 3400 ft. of underground, remove 13 poles and 3641 ft. of overhead line) Work orders 5656460, 5656465 Note: Actual cost includes an equivalent relocation credit of \$2,068.	384 182		384 182
<u>Unincorporated</u>			
Coast Highway, Salt Creek to La Senda, Three Arch Bay (Install 4100 ft. of underground, remove 13 poles and 3205 ft. of overhead line) Work orders 5643640, 5643645	321 641		321 641

RULE 20.B
 SAN DIEGO GAS & ELECTRIC COMPANY
 REPORT ON CONVERSIONS OF OVERHEAD TO UNDERGROUND
 ELECTRIC DISTRIBUTION FACILITIES

<u>Description and Location</u>	<u>Distribution of Costs</u>		
	<u>Utility</u> \$	<u>Others</u> \$	<u>Total</u> \$
<u>County of San Diego</u>			
<u>Chula Vista</u>			
El Rancho Del Rey #5, Telegraph Canyon Rd. to E. "J" St. (Install 570 ft. of underground, remove 4 poles and 1740 ft. of overhead line) Work orders 5625390, 5625395	58 241	25 252	83 493
<u>El Cajon</u>			
Fletcher Hills Meadows #5, Sladen Rd. @ Grossmont Center Dr. (Install 2000 ft. of underground, remove 3 poles and 1700 ft. of overhead line) Work orders 5623800, 5623806, 5623805	22 904	36 220	59 124
Vista Grande Estates, Vista Grande W/S Townsend Pl. (Install 2600 ft. of underground, remove 7 poles and 2650 ft. of overhead line) Work orders 5612180, 5612185	<u>12 965</u>	<u>17 473</u>	<u>30 438</u>
El Cajon Total	35 869	53 693	89 562
<u>Escondido</u>			
Escondido Tract 330, 475 N. Midway Dr. (Install 650 ft. of underground, remove 2 poles and 695 ft. of overhead line) Work orders 5581930, 5581935	24 842	26 679	51 521

RULE 20.B
 SAN DIEGO GAS & ELECTRIC COMPANY
 REPORT ON CONVERSIONS OF OVERHEAD TO UNDERGROUND
 ELECTRIC DISTRIBUTION FACILITIES

<u>Description and Location</u>	<u>Distribution of Costs</u>		
	<u>Utility</u>	<u>Others</u>	<u>Total</u>
	\$	\$	\$
<u>County of San Diego</u>			
<u>Oceanside</u>			
Peacock Hills Phase 3, Peacock Blvd. N/O Oceanside Blvd. (Install 2300 ft. of underground, remove 2 poles and 1094 ft. of overhead line) Work orders 5636100, 5636105	35 945	14 659	50 604
Laguna Vista MHP, 266 El Camino Real (Install 725 ft. of underground, remove 11 poles and 2760 ft. of overhead line) Work orders 5611470, 5611475	<u>5 466</u>	<u>6 479</u>	<u>11 945</u>
Oceanside Total	41 411	21 138	62 549
<u>San Diego</u>			
High Country West #1, Bernardo Center Dr. W/O I-15 (Install 1000 ft. of underground, remove 3 poles and 1600 ft. of overhead line) Work orders 5648620, 5648625	8 885	9 967	18 852
Penasquitos Golf View #2, Janal Way W/O Cuca St. (Install 1700 ft. of underground, remove 1 pole and 1150 ft. of overhead line) Work orders 5634900, 5634905	61 069	6 013	67 082
Vista Madrone #1, Benson Ave. W/O Woodman St. (Install 1050 ft. of underground, remove 7 poles and 1475 ft. of overhead line) Work orders 5589600, 5589605	18 614	36 289	54 903

RULE 20.B
 SAN DIEGO GAS & ELECTRIC COMPANY
 REPORT ON CONVERSIONS OF OVERHEAD TO UNDERGROUND
 ELECTRIC DISTRIBUTION FACILITIES

<u>Description and Location</u>	<u>Distribution of Costs</u>		
	<u>Utility</u> \$	<u>Others</u> \$	<u>Total</u> \$
<u>County of San Diego</u>			
<u>San Diego (continued)</u>			
Imperial 80 #3, Angelus Ave. E/O Imperial Ave. (Install 1050 ft. of underground, remove 3 poles and 1016 ft. of overhead line) Work orders 5606400, 5606405	4 569	21 619	26 188
Montezuma Townhouses, Reservoir Rd. N/O Montezuma Dr. (Install 825 ft. of underground, remove 7 poles and 1762 ft. of overhead line) Work orders 5623860, 5623865	6 686	19 354	26 040
Howard Lane Elementary School, Howard Lane @ San Ysidro Blvd. (Install 767 ft. of underground, remove 3 poles and 845 ft. of overhead line) Work orders 5582280, 5582285	<u>10 496</u>	<u>39 373</u>	<u>49 869</u>
San Diego Total	110 319	132 615	242 934
<u>San Marcos</u>			
Borden Park, Borden Rd. & Bougher Rd. (Install 950 ft. of underground, remove 8 poles and 1230 ft. of overhead line) Work orders 5568400, 5568405	6 706	15 678	22 384
Discovery PRD, Discovery Rd. -@ La Sombra Ct. (Install 680 ft. of underground, remove 3 poles and 762 ft. of overhead line) Work orders 5648170, 5648175	<u>29 712</u>	<u>81 225</u>	<u>110 937</u>
San Marcos Total	36 418	96 903	133 321

RULE 20.B
 SAN DIEGO GAS & ELECTRIC COMPANY
 REPORT ON CONVERSIONS OF OVERHEAD TO UNDERGROUND
 ELECTRIC DISTRIBUTION FACILITIES

<u>Description and Location</u>	<u>Distribution of Costs</u>		
	<u>Utility</u> \$	<u>Others</u> \$	<u>Total</u> \$
<u>County of San Diego</u>			
<u>Vista</u>			
Vista Center, Escondido Ave. N/O S. Santa Fe Ave. (Install 740 ft. of underground, remove 6 poles and 910 ft. of overhead line) Work orders 5527670, 5527675	11 021	6 568	17 589
Vista Tract 77-3, Arcadia Ave. W/O N. Santa Fe Ave. (Install 600 ft. of underground, remove 1 pole and 520 ft. of overhead line) Work orders 5619440, 5619445	12 092	24 381	36 473
Vista Tract 76-4, Rudd Rd. @ Sunrise Dr. (Install 575 ft. of underground, remove 0 poles and 550 ft. of overhead line) Work orders 5606250, 5606255	<u>3 221</u>	<u>1 259</u>	<u>4 480</u>
Vista Total	26 334	32 208	58 542
<u>Unincorporated</u>			
Sweetwater Ridge, Linaza Lane @ Avenida Angulia (Install 445 ft. of underground, remove 0 poles and 685 ft. of overhead line) Work orders 5581530, 5581535	4 168	21 975	26 143
Pauma Valley Country Club Terrace, Cole Grade Rd. W/O Highway 76 (Install 2125 ft. of underground, remove 7 poles and 1695 ft. of overhead line) Work orders 5597430, 5597435	11 891	13 729	25 620

RULE 20.B
 SAN DIEGO GAS & ELECTRIC COMPANY
 REPORT ON CONVERSIONS OF OVERHEAD TO UNDERGROUND
 ELECTRIC DISTRIBUTION FACILITIES

<u>Description and Location</u>	<u>Distribution of Costs</u>		
	<u>Utility</u> \$	<u>Others</u> \$	<u>Total</u> \$
<u>County of San Diego</u>			
<u>Unincorporated (continued)</u>			
Alta Loma Estates, Fury Lane E/O Avocado Blvd. (Install 120 ft. of underground, remove 2 poles and 1020 ft. of overhead line) Work orders 5596130, 5596135	5 817	10 610	16 427
Oak Tree Ranch, Cole Grade Rd. W/O Highway 76 (Install 2250 ft. of underground, remove 11 poles and 2442 ft. of overhead line) Work orders 5643520, 5643525	29 831	2 121	31 952
San Diego County Tract 3713-1, El Camino Norte S/O Val Sereno Dr. (Install 2500 ft. of underground, remove 4 poles and 1090 ft of overhead line) Work orders 5699730, 5699735	<u>29 613</u>	<u>44 625</u>	<u>74 238</u>
Unincorporated Total	81 320	93 060	174 380
<u>County of Orange</u>			
<u>San Juan Capistrano</u>			
Casitas De Alipaz Phase 1, Alipaz Rd. S/O Del Obispo St. (Install 600 ft. of underground, remove 3 poles and 484 ft. of overhead line) Work orders 5625060, 5625065_	6 980	4 630	11 610

RULE 20.C
SAN DIEGO GAS & ELECTRIC COMPANY
REPORT ON CONVERSIONS OF OVERHEAD TO UNDERGROUND
ELECTRIC DISTRIBUTION FACILITIES

<u>Description and Location</u>	<u>Distribution of Costs</u>		
	<u>Utility</u>	<u>Others</u>	<u>Total</u>
	\$	\$	\$
<u>County of San Diego</u>			
<u>Carlsbad</u>			
Carlsbad Pointe, Ocean St. @ Garfield St. (Install 130 ft. of underground, remove 1 pole and 122 ft. of overhead line) Work orders 5668370, 5668375	149	3 298	3 447
<u>Coronado</u>			
Hawes & Jadow, 665 Pomona Ave. (Install 92 ft. of underground, remove 1 pole and 120 ft. of overhead line) Work orders 5581300, 5581305	280	1 975	2 255
<u>El Cajon</u>			
Circle RV Ranch, E. Main St. @ Pepper Dr. (Install 840 ft. of underground, remove 1 pole and 450 ft. of overhead line) Work orders 5675780, 5675785	1 440	11 542	12 982
Rancho Conejo, Calle Del Conejo & Bermuda Lane (Install 100 ft. of underground, remove 0 poles and 150 ft. of overhead line) Work orders 5605030, 5605035	181	6 022	6 203
Lake Jennings Estates, Julian Ave. @ Lake Jennings Park Rd. (Install 850 ft. of underground, remove 2 poles and 770 ft. of overhead line) Work orders 5567340, 5567345, 5567346	6 308	30 549	36 857

RULE 20.C
 SAN DIEGO GAS & ELECTRIC COMPANY
 REPORT ON CONVERSIONS OF OVERHEAD TO UNDERGROUND
 ELECTRIC DISTRIBUTION FACILITIES

<u>Description and Location</u>	<u>Distribution of Costs</u>		
	<u>Utility</u> \$	<u>Others</u> \$	<u>Total</u> \$
<u>County of San Diego</u>			
<u>El Cajon (continued)</u>			
Anthony Forchette, 155 Landale Lane (Install 100 ft. of underground, remove 1 pole and 100 ft. of overhead line) Work orders 5625120, 5625125	63	453	516
El Cajon Total	7 992	48 566	56 558
<u>Escondido</u>			
Escondido Tract 309, Redwood Ave. @ Felicita St. (Install 600 ft. of underground, remove 1 pole and 460 ft. of overhead line) Work orders 5659250, 5659255	5 614	28 679	34 293
Escondido Tract 271, Market St. & Industrial Ave. (Install 250 ft. of underground, remove 1 pole and 200 ft. of overhead line) Work orders 5656440, 5656445	1 264	6 709	7 973
Escondido Tract 288, Bear Valley Parkway S/O Mary Lane (Install 270 ft. of underground, remove 0 poles and 260 ft. of overhead line) Work orders 5548280, 5548285	563	13 557	14 120
Escondido Total	7 441	48 945	56 386
<u>San Diego</u>			
Gundy Condominiums, 7470 Olivetas Ave. (Install 110 ft. of underground, remove 1 poles and 150 ft. of overhead line) Work orders 5656180, 5656185	31	763	794

RULE 20.C
 SAN DIEGO GAS & ELECTRIC COMPANY
 REPORT ON CONVERSIONS OF OVERHEAD TO UNDERGROUND
 ELECTRIC DISTRIBUTION FACILITIES

<u>Description and Location</u>	<u>Distribution of Costs</u>		
	<u>Utility</u> \$	<u>Others</u> \$	<u>Total</u> \$
<u>County of San Diego</u>			
<u>San Diego (continued)</u>			
Scripps Ranch Business Park, Willow Creek Rd. @ Business Park Ave. (Install 500 ft. of underground, remove 2 poles and 2000 ft. of overhead line) Work orders 5635550, 5635555	12 869	Ø	12 869
Monarch Views, Fanuel St. & Kaimalino Lane (Install 250 ft. of underground, remove 2 poles and 355 ft. of overhead line) Work orders 5618780, 5618785	3 986	1 210	5 196
Bonita Dell, Cervantes Ave. @ Bonita Rd. (Install 300 ft. of underground, remove 2 poles and 200 ft. of overhead line) Work orders 5574390, 5574395	27	4 487	4 514
Fleet Conversion, 700 Gage Dr. (Install 295 ft. of underground, remove 2 poles and 380 ft. of overhead line) Work orders 5582770, 5582775	189	2 302	2 491
Hafer Construction, 6463 Norman Lane (Install 170 ft. of underground, remove 1 pole and 124 ft. of overhead line) Work orders 5634650, 5634655	<u>138</u>	<u>1 234</u>	<u>1 372</u>
San Diego Total	17 240	9 996	27 236

RULE 20.C
 SAN DIEGO GAS & ELECTRIC COMPANY
 REPORT ON CONVERSIONS OF OVERHEAD TO UNDERGROUND
 ELECTRIC DISTRIBUTION FACILITIES

<u>Description and Location</u>	<u>Distribution of Costs</u>		
	<u>Utility</u> \$	<u>Others</u> \$	<u>Total</u> \$
<u>County of San Diego</u>			
<u>San Marcos</u>			
Deal Estates, Bennett Ave. @ Mission Rd. (Install 325 ft. of underground, remove 1 pole and 520 ft. of overhead line) Work orders 5625271, 5625275	5 980	16 091	22 071
San Marcos Estates, El Norte Parkway S/O Country Club Lane (Install 600 ft. of underground, remove 0 poles and 547 ft. of overhead line) Work orders 5642380, 5642385	2 416	8 567	10 983
Red Hill Estates, Borden Rd. W/O Rose Ranch Rd. (Install 280 ft. of underground, remove 0 poles and 310 ft. of overhead line) Work orders 5573400, 5573405	<u>2 737</u>	<u>9 515</u>	<u>12 252</u>
San Marcos Total	11 133	34 173	45 306
<u>Vista</u>			
Haradon's Pineview, Palmyra Dr. @ Santa Fe Ave. (Install 400 ft. of underground, remove 0 poles and 283 ft. of overhead line) Work orders 5659920, 5659925	672	7 161	7 833
<u>Unincorporated</u>			
McMorrow Conversion, El Vuelo, Rancho Santa Re (Install 230 ft. of underground, remove 1 pole and 225 ft. of overhead line) Work orders 5656500, 5656505	229	2 154	2 383

RULE 20.C
 SAN DIEGO GAS & ELECTRIC COMPANY
 REPORT ON CONVERSIONS OF OVERHEAD TO UNDERGROUND
 ELECTRIC DISTRIBUTION FACILITIES

<u>Description and Location</u>	<u>Distribution of Costs</u>		
	<u>Utility</u> \$	<u>Others</u> \$	<u>Total</u> \$
<u>County of San Diego</u>			
<u>Unincorporated (continued)</u>			
Mola Vista, Academy Dr. & Ida Ave. (Install 350 ft. of underground, remove 1 pole and 360 ft. of overhead line) Work orders 5619180, 5619185	1 616	9 987	11 603
Jamacha Rd. Conversion, E/O Sweetwater Rd. Work orders 5606631, 5606636 Note: See County of San Diego 20.A for balance of project.	3 512	9 000	12 512
Bonita Village Shopping Center, 4068 Bonita Rd. (Install 600 ft. of underground, remove 1 pole and 350 ft. of overhead line) Work orders 5624200, 5624205	5 621	11 297	16 918
Eucalyptus Hills Estates, Pinehurst Dr. @ Eucalyptus Hills Dr. (Install 400 ft. of underground, remove 0 poles and 278 ft. of overhead line) Work orders 5553280, 5553285	<u>175</u>	<u>11 852</u>	<u>12 027</u>
Unincorporated Total	11 153	44 290	55 443
<u>County of Orange</u>			
<u>San Juan Capistrano</u>			
Tract 9204, Ortega Highway E/O Via Cristal (Install 250 ft. of underground, remove 2 poles and 1100 ft. of overhead line) Work orders 5606130, 5606135	473	3 940	4 413

PROJECTS OTHER THAN RULE 20
 SAN DIEGO GAS & ELECTRIC COMPANY
 REPORT ON CONVERSIONS OF OVERHEAD TO UNDERGROUND
 ELECTRIC DISTRIBUTION FACILITIES

<u>Description and Location</u>	<u>Distribution of Costs</u>		
	<u>Utility</u> \$	<u>Others</u> \$	<u>Total</u> \$
<u>County of San Diego</u>			
<u>San Diego</u>			
YMCA Building, Friars Rd. E/O Morena Blvd. (Install 504 ft. of underground, remove 1 pole and 298 ft. of overhead line) Work orders 5694060, 5694065	160 568		160 568
Miramar Rd. @ Camino Ruiz (Miramar Substation) (Install 1850 ft. of underground, remove 36 poles and 10,290 ft. of overhead line) Work orders 5405430, 5405435	<u>431 059</u>		<u>431 059</u>
San Diego Total	591 627		591 627
<u>Unincorporated</u>			
Laguna Mountain Recreation Area Campground and Visitor's Center (Install 1650 ft. of underground, remove 3 poles and 1575 ft. of overhead line) Work orders 5723590, 5723595 Note: This is in conjunction with a unincorporated San Diego 20.A project.	52 931		52 931



San Diego Gas & Electric

CENTRAL FILES COPY

PUG 100
C. 8209

March 30, 1981

Public Utilities Commission
State of California
State Building
San Francisco, California 94102

Attention: Mr. Joseph E. Bodovitz
Executive Director

Gentlemen:

In accordance with Ordering Paragraph 7 of Decision 73078 in Case 8209, San Diego Gas & Electric Company is submitting herewith a full report on conversion work completed during the year 1980, including a list and description of each project and indicating the distribution of costs as between the utility and others. You will find the report broken into the three categories of Rule 20A, B and C.

The following information is the overall status of our Rule 20A conversion program in our territory as of December 31, 1980.

A. <u>Completed</u> projects previously reported (1968-1979)	\$47 223 017
B. <u>Completed</u> current year projects as of December 31, 1980	11 573 849
C. Total <u>completed</u> projects (1968-1980)	58 796 866
D. Funds identified for projects in <u>progress</u> as of December 31, 1980 (Note: of this amount, \$6,553,412 was actually spent in 1980)	6 879 035
E. Funds identified for <u>committed</u> projects as of December 31, 1980	12 326 653*
F. Funds held in reserve for identified areas <u>under study</u> by active underground communities as of December 31, 1980	9 027 381*

G. Funds held for future use by entities where no activity is under way as of December 31, 1980	<u>None</u>
Total of lines C through G	\$87 029 935
H. 1968 through 1980 allocation	67 494 227
1981 allocation (requested)	10 044 000
Total allocation through 1981	77 538 227

*Some will utilize 1981/1982 allocations

The attached glossary covers terms used in the foregoing status report and the following detailed report.

Very truly yours,

SAN DIEGO GAS & ELECTRIC COMPANY

By ORIGINAL SIGNED BY C.B. SWANSON
C. Richard Swanson
Regulatory Affairs Supervisor

CRS/JCC:ked

Attachment

cc: CPUC - Los Angeles w/att
R. L. Meyer "
J. E. Thomas "
J. C. Carnahan "

bc: T. A. Ferguson (w/o attachment) J. P. Agosta (w/attachment)
R. E. Morris " N. J. Downey "
T. A. Page "
T. L. Whyte

GLOSSARY FOR RULE 20 CONVERSION REPORT

A. Completed Projects Previously Reported

Total amount of completed jobs reported in prior years. These amounts are reported on a completed cost basis (overhead and underground).

B. Completed Current Year Projects

Total amount expended on projects where all work has been completed during the current year (includes both overhead and underground costs). Work orders have been closed, completed costs confirmed and reaffirmation has been made to the political entity of the charges to their allocation.

C. Total Completed Projects 1979 Through 1980

D. Progress

Projects where construction work has been started in the field under a duly established underground district provided for in the entity's enabling legislation under the criteria set forth in Rule 20A.

E. Committed

Projects where the underground district has been duly established under the enabling legislation provided by the local entity.

F. Study

Areas within active undergrounding political entities where study is under way or the entity intends, in consultation with the utility, to form an underground district or districts. This amount is the initial estimate of the cost of these future projects.

G. No Activity

The allocation to those political entities where no action has been taken to becoming an active undergrounding community under the definition of this rule, and in some instances where we have been informed by the political body that they do not foresee future efforts in this regard.

H. Allocations

Total funds committed by the utility for this effort. This amount is equal to the Company's total-to-date allocation, excluding the current year allocations.

1981 Allocation

This amount is the Company's total current year allocation.

GLOSSARY FOR RULE 20 CONVERSION REPORT
Page 2

OTHER TERMS

Utility Cost - Net utility expense for work made necessary by the conversion after deducting credits.

Other Cost - Payment made by an applicant or estimated value of facilities installed by him. When the applicant performs the trenching, the cost of trenching, backfilling and repavement is not included.

Feet of Underground Installed - Trench Footage required for job.

Number of Poles Removed - Net figure (removed-installed).

Feet of Overhead Line Removed - Distance between poles removed and to remaining poles.

Total Summary
 - By Rule -
 San Diego Gas & Electric Company
 Report on Conversions of Overhead to Underground
 Electric Distribution Facilities
 Year 1980

<u>Rule</u>	<u>Location</u>	<u>Distribution of Costs</u>		
		<u>Utility</u> \$	<u>Others</u> \$	<u>Total</u> \$
20A	City of Chula Vista	328 521		328 521
	City of El Cajon	221 091		221 091
	City of Escondido	327 617		327 617
	City of La Mesa	475 695		475 695
	City of Lemon Grove	478 076		478 076
	City of National City	258 426		258 426
	City of San Diego	5 013 897		5 013 897
	City of Vista	222 255		222 255
	County of San Diego - Unincorporated	1 886 003		1 886 003
		Total Rule 20A	9 211 581	
20B	City of Chula Vista	11 638	93 549	105 187
	City of El Cajon	17 711	8 669	26 380
	City of Escondido	128 898	75 495	204 393
	City of La Mesa	26 391	56 980	83 371
	City of National City	180 687	277 635	458 322
	City of Oceanside	64 984	108 572	173 556
	City of San Diego	95 586	87 043	182 629
	City of Vista	12 511	12 456	24 967
	County of San Diego - Unincorporated	220 576	239 779	460 355
	City of San Clemente	12 379	27 690	40 069
	City of San Juan Capistrano	27 510	53 357	80 867
		Total Rule 20B	798 871	1 041 225
20C	City of Chula Vista	3 400	15 706	19 106
	City of El Cajon	7 999	53 084	61 083
	City of Escondido	46 212	94 874	141 086
	City of Oceanside	393	9 059	9 452
	City of San Diego	12 538	92 476	105 014
	City of San Marcos	3 449	20 608	24 057
	City of Vista	852	8 042	8 894
	County of San Diego - Unincorporated	13 515	104 941	118 456
	City of San Clemente	2 000	0	2 000
	City of San Juan Capistrano	2 290	30 734	33 024
	Total Rule 20C	92 648	429 524	522 172
	Total All Conversions	10 103 100	1 470 749	11 573 849

Total Summary
 - By County -
 San Diego Gas & Electric Company
 Report on Conversions of Overhead to Underground
 Electric Distribution Facilities
 Year 1980

<u>Location</u>	<u>Distribution of Costs</u>		
	<u>Utility</u>	<u>Others</u>	<u>Total</u>
	\$	\$	\$
<u>County of San Diego</u>			
Rule 20A	9 211 581	0	9 211 581
20B	758 982	960 178	1 719 160
20C	88 358	398 790	487 148
Total	10 058 921	1 358 968	11 417 889
<u>County of Orange</u>			
Rule 20A	0	0	0
20B	39 889	81 047	120 936
20C	4 290	30 734	35 024
Total	44 179	111 781	155 960
Total Conversions	10 103 100	1 470 749	11 573 849

RULE 20.A
 SAN DIEGO GAS & ELECTRIC COMPANY
 REPORT ON CONVERSIONS OF OVERHEAD TO UNDERGROUND
 ELECTRIC DISTRIBUTION FACILITIES

<u>Description and Location</u>	<u>Distribution of Costs</u>		
	<u>Utility</u> \$	<u>Others</u> \$	<u>Total</u> \$
<u>County of San Diego</u>			
<u>Chula Vista</u>			
Fourth Ave., "E" St. to "F" St. (Install 3775 ft. of underground, remove 15 poles and 2020 ft. of overhead line) Work orders 5710600, 5710605	328 521		328 521
<u>El Cajon</u>			
Navajo Rd., Fanita Dr. to Littleton Rd. (Install 1950 ft. of underground, remove 11 poles and 1640 ft. of overhead line) Work orders 5739560, 5739565	221 091		221 091
<u>Escondido</u>			
Broadway, Washington Ave. to Lincoln Ave. (Install 4868 ft. of underground, remove 23 poles and 3455 ft. of overhead line) Work orders 5701190, 5701195	327 617		327 617
<u>La Mesa</u>			
La Mesa Redevelopment, Acacia Ave. to Nebo Dr. Part 2 (Install 3150 ft. of underground, remove 25 poles and 2790 ft. of overhead line) Work orders 5714330, 5714331, 5714335, 5714336, 5714337, 5921600	475 695		475 695

RULE 20.A
SAN DIEGO GAS & ELECTRIC COMPANY
REPORT ON CONVERSIONS OF OVERHEAD TO UNDERGROUND
ELECTRIC DISTRIBUTION FACILITIES

<u>Description and Location</u>	<u>Distribution of Costs</u>		
	<u>Utility</u>	<u>Others</u>	<u>Total</u>
	\$	\$	\$
<u>County of San Diego</u>			
<u>Lemon Grove</u>			
Broadway, Olive Ave. to Massachusetts Ave. (Install 4600 ft. of underground, remove 31 poles and 4730 ft. of overhead line) Work orders 5700980, 5700985	478 076		478 076
<u>National City</u>			
"D" Ave., 12th St. to 16th St. (Install 3900 ft. of underground, remove 27 poles and 4540 ft. of overhead line) Work orders 5714780, 5714785	258 426		258 426
<u>San Diego</u>			
Clairemont Dr. @ Clairemont Square (Install 4700 ft. of underground, remove 32 poles and 5390 ft. of overhead line) Work orders 5707120, 5707125	311 409		311 409
San Ysidro Blvd., Border Village Dr. to the Border (Install 3750 ft. of underground, remove 28 poles and 5220 ft. of overhead line) Work orders 5699650, 5699655	297 243		297 243
San Diego Marina Columbia Redevelopment (Install 3620 ft. of underground, remove 0 poles and 530 ft. of overhead line) Work orders 5787150, 5740791, 5740795 5740796, 5740797	286 482		286 482

RULE 20.A
 SAN DIEGO GAS & ELECTRIC COMPANY
 REPORT ON CONVERSIONS OF OVERHEAD TO UNDERGROUND
 ELECTRIC DISTRIBUTION FACILITIES

<u>Description and Location</u>	<u>Distribution of Costs</u>		
	<u>Utility</u>	<u>Others</u>	<u>Total</u>
	\$	\$	\$
<u>County of San Diego</u>			
<u>San Diego (continued)</u>			
Fourth Ave., Laurel St. to Beech St. (Install 7800 ft. of underground, remove 46 poles and 6625 ft. of overhead line) Work orders 5679860, 5679865	734 315		734 315
MTDB, "C" St., 10th Ave. to 12th Ave. (Install 1000 ft. of underground, remove 7 poles and 1115 ft. of overhead line) Work orders 5734500, 5734505	183 450		183 450
Rosecrans St., Sellers Dr. to Pacific Hwy. (Install 10335 ft. of underground, remove 62 poles and 13280 ft. of overhead line) Work orders 5699770, 5699775, 5921620	1 093 349		1 093 349
University Ave., Third Ave. to Centre St. (Install 4080 ft. of underground, remove 28 poles and 3960 ft. of overhead line) Work orders 5707930, 5707935	645 545		645 545
Logan Ave., 46th St. to 47th St. (Install 600 ft. of underground, remove 2 poles and 645 ft. of overhead line) Work orders 5355900, 5679941, 5679976	76 429		76 429
Gas Lamp Quarter, Fifth Ave. @ "J" St. (Install 837 ft. of conduit) Work order 5719951	71 767		71 767

RULE 20.A
 SAN DIEGO GAS & ELECTRIC COMPANY
 REPORT ON CONVERSIONS OF OVERHEAD TO UNDERGROUND
 ELECTRIC DISTRIBUTION FACILITIES

<u>Description and Location</u>	<u>Distribution of Costs</u>		
	<u>Utility</u>	<u>Others</u>	<u>Total</u>
	\$	\$	\$
<u>County of San Diego</u>			
<u>San Diego (continued)</u>			
Kettner Blvd., Palm St. to Washington St. (Install 7950 ft. of underground, remove 56 poles and 7645 ft. of overhead line) Work orders 5687290, 5687291, 5687292, 5687295, 5687296, 5921660	1 190 654		1 190 654
Aero Dr., Linda Vista Rd., Convoy St., Kearny Villa Rd., Kearny Mesa Dr. (Install conduit & substructures) Work orders 5714150	<u>123 254</u>		<u>123 254</u>
San Diego Total	5 013 897		5 013 897
<u>Vista</u>			
West Vista Way, Lado De Loma to Melrose Dr. (Install 2400 ft. of underground, remove 12 poles and 2135 ft. of overhead line) Work orders 5694310, 5694315	222 255		222 255
<u>Unincorporated</u>			
Alpine Blvd., Tavern Rd. to Marshall Rd. (Install 5200 ft. of underground, remove 24 poles and 3080 ft. of overhead line) Work orders 5624460, 5680070, 5680075	448 850		448 850
Twin Peaks Rd. Midland Rd. to Espola Rd. (Install 4200 ft. of underground, remove 18 poles and 3900 ft. of overhead line) Work orders 5714130, 5714135, 5919650	392 868		392 868

RULE 20.A
 SAN DIEGO GAS & ELECTRIC COMPANY
 REPORT ON CONVERSIONS OF OVERHEAD TO UNDERGROUND
 ELECTRIC DISTRIBUTION FACILITIES

<u>Description and Location</u>	<u>Distribution of Costs</u>		
	<u>Utility</u> \$	<u>Others</u> \$	<u>Total</u> \$
<u>County of San Diego</u>			
<u>Unincorporated (continued)</u>			
Palm Canyon Dr., Hoberg Rd. to Christmas Circle (Install 7000 ft. of underground, remove 25 poles and 5425 ft. of overhead line) Work orders 5723670, 5723675	257 728		257 728
Encinitas Blvd., Turner Ave. to Seeman Dr. (Install 7100 ft. of underground, remove 23 poles and 5530 ft. of overhead line) Work orders 5724500, 5724505	<u>786 557</u>		<u>786 557</u>
Unincorporated Total	1 886 003		1 886 003

RULE 20.B
 SAN DIEGO GAS & ELECTRIC COMPANY
 REPORT ON CONVERSIONS OF OVERHEAD TO UNDERGROUND
 ELECTRIC DISTRIBUTION FACILITIES

<u>Description and Location</u>	<u>Distribution of Costs</u>		
	<u>Utility</u>	<u>Others</u>	<u>Total</u>
	\$	\$	\$
<u>County of San Diego</u>			
<u>Carlsbad</u>			
Carlsbad Plaza South, 2606-2626 El Camino Real (Install 1400 ft. of underground, remove 9 poles and 1770 ft. of overhead line) Work orders 5575100, 5575105	11 638	93 549	105 186
<u>El Cajon</u>			
Vista Grande Terrace, Jackson Hill Dr. & Sterling Dr. (Install 620 ft. of underground, remove 3 poles and 385 ft. of overhead line) Work orders 5605480, 5605485	17 711	8 669	26 380
<u>Escondido</u>			
Escondido Tract 319, El Norte Parkway @ Donald Way (Install 250 ft. of underground, remove 10 poles and 2260 ft. of overhead line) Work orders 5668010, 5668015 Note: See Escondido 20.C for balance of project.	6 426	2 645	9 071
Escondido Tract 308, Wanak Rd. & E. Valley Parkway (Install 175 ft. of underground, remove 0 poles and 0 ft. of overhead line) Work orders 5693050, 5693055	1 373	7 986	9 359

RULE 20.B
 SAN DIEGO GAS & ELECTRIC COMPANY
 REPORT ON CONVERSIONS OF OVERHEAD TO UNDERGROUND
 ELECTRIC DISTRIBUTION FACILITIES

<u>Description and Location</u>	<u>Distribution of Costs</u>		
	<u>Utility</u>	<u>Others</u>	<u>Total</u>
	\$	\$	\$
<u>County of San Diego</u>			
<u>Escondido (continued)</u>			
Escondido Tract 335, Sheridan Ave. W/O Ash St. (Install 2400 ft. of underground, remove 9 poles and 4078 ft. of overhead line) Work orders 5680290, 5680295	112 736	46 975	159 711
Escondido Tract 310, Glenridge Dr. @ Whisper Highlands Dr. (Install 1380 ft. of underground, remove 4 poles and 1281 ft. of overhead line) Work orders 5605290, 5605295	<u>8 363</u>	<u>17 889</u>	<u>26 252</u>
Escondido Total	128 898	75 495	204 393
<u>La Mesa</u>			
La Mesa Blvd., Alley N & S Spring St. to 4th St. (Install 3590 ft. of underground, remove 33 poles and 3230 ft. of overhead line) Work orders 5596140, 5596145, 5596147	26 391	56 980	83 371
<u>National City</u>			
Plaza Bonita Shopping Center, (12KV), I-805 @ State Hwy. 54 (Install 2935 ft. of underground, remove 6 poles and 2670 ft. of overhead line) Work orders 5707780, 5707785	63 562	50 516	114 078

RULE 20.B
 SAN DIEGO GAS & ELECTRIC COMPANY
 REPORT ON CONVERSIONS OF OVERHEAD TO UNDERGROUND
 ELECTRIC DISTRIBUTION FACILITIES

<u>Description and Location</u>	<u>Distribution of Costs</u>		
	<u>Utility</u> \$	<u>Others</u> \$	<u>Total</u> \$
<u>County of San Diego</u>			
<u>National City (continued)</u>			
Plaza Bonita Shopping Center, (69KV), I-805 @ State Hwy. 54 (Install 2640 ft. of underground, remove 6 poles and 2411 ft. of overhead line) Work orders 5663640, 5663645	117 125	227 119	344 244
National City Total	180 687	277 635	458 322
<u>Oceanside</u>			
Noreen Hills, Foussat Rd. @ Noreen Way (Install 1100 ft. of underground, remove 3 poles and 1200 ft. of overhead line) Work orders 5596200, 5596205	21 777	79 461	101 238
Broadmoor #1, Lake Blvd. S/O Skyhaven Lane (Install 2500 ft. of underground, remove 8 poles and 2980 ft. of overhead line) Work orders 5643330, 5643335	43 207	29 111	72 318
Oceanside Total	64 984	108 572	173 556
<u>San Diego</u>			
South Bay Estates, Greenbay St. S/O Coronado Ave. (Install 750 ft. of underground, remove 3 poles and 1050 ft. of overhead line) Work orders 5647940, 5647945	11 071	8 747	19 818

RULE 20.B
 SAN DIEGO GAS & ELECTRIC COMPANY
 REPORT ON CONVERSION OF OVERHEAD TO UNDERGROUND
 ELECTRIC DISTRIBUTION FACILITIES

<u>Description and Location</u>	<u>Distribution of Costs</u>		
	<u>Utility</u> \$	<u>Others</u> \$	<u>Total</u> \$
<u>County of San Diego</u>			
<u>San Diego (continued)</u>			
Penasquitos Golfview Ø3, Janal Way @ Cuca St. (Install 100 ft. of underground, remove 0 poles and 0 ft. of overhead line) Work order 5655490	8 999	9 296	18 295
Fed Mart, Pacific Hwy. S/O Rosecrans St. (Install 350 ft. of underground, remove 4 poles and 783 ft. of overhead line) Work orders 5715360, 5715365	3 123	8 077	11 200
Bernardo Industrial Park West, Bernardo Dr. S/O Via Frontera (Install 900 ft. of underground, remove 3 poles and 710 ft. of overhead line) Work orders 5675660, 5675665	28 234	55	28 289
La Jolla Scenic Knolls Unit 3 Gilman Dr. S/O Via Mallorca (Install 1050 ft. of underground, remove 1 pole and 915 ft. of overhead line) Work orders 5567950, 5567955	30 159	44 606	74 765
Dunn Business Park #2, S/O Othello W/O Convoy St. (Install 600 ft. of underground, remove 2 poles and 745 ft. of overhead line) Work orders 5619530, 5619535	<u>14 000</u>	<u>16 262</u>	<u>30 262</u>
San Diego Total	95 586	87 043	182 629

RULE 20.B
 SAN DIEGO GAS & ELECTRIC COMPANY
 REPORT ON CONVERSIONS OF OVERHEAD TO UNDERGROUND
 ELECTRIC DISTRIBUTION FACILITIES

<u>Description and Location</u>	<u>Distribution of Costs</u>		
	<u>Utility</u>	<u>Others</u>	<u>Total</u>
	\$	\$	\$
<u>County of San Diego</u>			
<u>Vista</u>			
Vale Terrace Estates, N/S Vale Terrace Dr. W/O Upland Dr. (Install 3550 ft. of underground, remove 2 poles and 1430 ft. of overhead line) Work orders 5625420, 5625425	12 511	12 456	24 967
<u>Unincorporated</u>			
San Diego County Tract 3626-1, Blossom Valley Rd. @ Flinn Springs (Install 2350 ft. of underground, remove 6 poles and 2565 ft. of overhead line) Work orders 5668280, 5668285	47 412	38 705	86 117
N. County Avocado Estates, Olive Hill Rd. @ Aqua Verde (Install 3600 ft. of underground, remove 8 poles and 2789 ft. of overhead line) Work orders 5674970, 5674975	60 931	13 267	74 198
Buena Creek Estates, Buena Creek Rd. E/O Monte Vista Dr. (Install 1300 ft. of underground, remove 2 poles and 1115 ft. of overhead line) Work orders 5655970, 5655975	28 561	10 006	38 567
San Diego County Tract 3765, Acton Ct. & Aldrin Ct. N/O Bowdoin Rd. (Install 270 ft. of underground, remove 3 poles and 1020 ft. of overhead line) Work orders 5740750, 5740755	2 616	4 258	6 874

RULE 20.B
SAN DIEGO GAS & ELECTRIC COMPANY
REPORT ON CONVERSIONS OF OVERHEAD TO UNDERGROUND
ELECTRIC DISTRIBUTION FACILITIES

<u>Description and Location</u>	<u>Distribution of Costs</u>		
	<u>Utility</u> \$	<u>Others</u> \$	<u>Total</u> &
<u>County of San Diego</u>			
<u>Unincorporated (continued)</u>			
San Diego County Tract 3541-1, State Hwy. 94 S/O Melody Lane (Install 2700 ft. of underground, remove 6 poles and 1388 ft. of overhead line) Work orders 5649510, 5649515, 5649516	16 670	15 512	32 182
San Diego County Tract 3466, Woodside Ave. N/O Hartley Rd. (Install 1310 ft. of underground, remove 2 poles and 1440 ft. of overhead line) Work orders 5694090, 5694095	11 195	36 804	47 999
Dictionary Hill II, Ivy St. @ Cuyamaca Ct. (Install 3550 ft. of underground, remove 4 poles and 1200 ft. of overhead line) Work orders 5643200 5643205	7 348	30 791	38 139
Pala Mesa Country Club Villas ØII Unit 2 Canonita Dr. Btwn. Tecolote Dr. & State Hwy. 395 (Install 900 ft. of underground, remove 2 poles and 1170 ft. of overhead line) Work orders 5701080, 5701085	4 856	20 774	25 630
Alpine Creek Center, Alpine Blvd. @ Administration Way (Install 1050 ft. of underground, remove 0 poles and 300 ft. of overhead line) Work orders 5624460, 5624465, 5624467	8 841	14 451	23 292

RULE 20.B
 SAN DIEGO GAS & ELECTRIC COMPANY
 REPORT ON CONVERSIONS OF OVERHEAD TO UNDERGROUND
 ELECTRIC DISTRIBUTION FACILITIES

<u>Description and Location</u>	<u>Distribution of Costs</u>		
	<u>Utility</u>	<u>Others</u>	<u>Total</u>
	\$	\$	\$
<u>County of San Diego</u>			
<u>Unincorporated (continued)</u>			
County of San Diego Tract 3584-1 01, Brabham St. @ Jamacha Rd. (Install 2500 ft. of underground, remove 3 poles and 1200 ft. of overhead line) Work orders 5679730, 5679735	18 399	37 362	55 761
Citrus Glen, Idaho Ave. E/O Citrus Ave. (Install 450 ft. of underground, remove 3 poles and 601 ft. of overhead line) Work orders 5693840, 5693845	2 772	639	3 411
San Diego County Tract 3645, E/O Aurora Dr. N/O Camino Canada (Install 750 ft. of underground, remove 5 poles and 1305 ft. of overhead line) Work orders 5694180, 5694185	<u>10 975</u>	<u>17 210</u>	<u>28 185</u>
Unincorporated Total	220 576	239 779	460 355
<u>County of Orange</u>			
<u>San Clemente</u>			
Pico Plaza, Calle Industrias E/O Avenida Pico (Install 1000 ft. of underground, remove 4 poles and 1090 ft. of overhead line) Work orders 5659790, 5659795	12 379	27 690	40 069

RULE 20.B
 SAN DIEGO GAS & ELECTRIC COMPANY
 REPORT ON CONVERSIONS OF OVERHEAD TO UNDERGROUND
 ELECTRIC DISTRIBUTION FACILITIES

<u>Description and Location</u>	<u>Distribution of Costs</u>		
	<u>Utility</u> \$	<u>Others</u> \$	<u>Total</u> \$
<u>County of Orange</u>			
<u>San Juan Capistrano</u>			
San Juan Business Park, Camino Capistrano N/O Aero Puerto (Install 600 ft. of underground, remove 3 poles and 600 ft. of overhead line) Work orders 5597480, 5597485	16 632	20 370	37 002
Assessment District 78-1, Camino Capistrano E/O Aero Puerto Install 880 ft. of underground, remove 3 poles and 850 ft. of overhead line) Work orders 5669960, 5669965	<u>10 878</u>	<u>32 987</u>	<u>43 865</u>
San Juan Capistrano Total	27 510	53 357	80 867

RULE 20.C
 SAN DIEGO GAS & ELECTRIC COMPANY
 REPORT ON CONVERSIONS OF OVERHEAD TO UNDERGROUND
 ELECTRIC DISTRIBUTION FACILITIES

<u>Description and Location</u>	<u>Distribution of Costs</u>		
	<u>Utility</u> \$	<u>Others</u> \$	<u>Total</u> \$
<u>County of San Diego</u>			
<u>Chula Vista</u>			
Town Centre Townhomes, "G" St. @ Del Mar Ave. (Install 150 ft. of underground, remove 1 pole and 200 ft. of overhead line) Work orders 5710570, 5710575	203	8 872	9 075
Garden View Homes, N/W Corner 4th Ave. & "K" St. (Install 48 ft. of underground, remove 0 poles and 100 ft. of overhead line) Work orders 5619770, 5619775	Ø	637	637
BB&K Subdivision, Jamul Ave. W/O Melrose Ave. (Install 150 ft. of underground, remove 1 pole and 436 ft. of overhead line) Work orders 5710980, 5710985	122	1 043	1 165
Hilltop Villas West, Quintard Ave. & Tobias Dr. (Install 80 ft. of underground, remove 0 poles and 0 ft. of overhead line) Work orders 5699790, 5699795	Ø	1 138	1 138
Canyon Plaza Shopping Center, Telegraph Canyon Rd. E/O Halecrest Dr. (Install 270 ft. of underground, remove 4 poles and 1370 ft. of overhead line) Work orders 5635090, 5635095	<u>3 075</u>	<u>4 016</u>	<u>7 091</u>
Chula Vista Total	3 400	15 706	19 106

RULE 20.C
 SAN DIEGO GAS & ELECTRIC COMPANY
 REPORT ON CONVERSIONS OF OVERHEAD TO UNDERGROUND
 ELECTRIC DISTRIBUTION FACILITIES

<u>Description and Location</u>	<u>Distribution of Costs</u>		
	<u>Utility</u> \$	<u>Others</u> \$	<u>Total</u> \$
<u>County of San Diego</u>			
<u>El Cajon</u>			
Big Bear Shopping Center, Jamacha Rd. @ Washington Ave. (Install 105 ft. of underground, remove 1 pole and 360 ft. of overhead line) Work orders 5648360, 5648365	128	2 520	2 648
Granite Hills Village, Jamacha Rd. @ Washington Ave. (Install 687 ft. of underground, remove 2 poles and 700 ft. of overhead line) Work orders 5734110, 5734115	5 593	42 027	47 620
Grossmont Terrace, 120 S. Pierce St. (Install 617 ft. of underground, remove 2 poles and 525 ft. of overhead line) Work orders 5619560, 5619565	<u>2 278</u>	<u>8 537</u>	<u>10 815</u>
El Cajon Total	7 999	53 084	61 083
<u>Escondido</u>			
Escondido Tract 329, W/O Ash St. N/O Ball Ave. (Install 175 ft. of underground, remove 1 pole and 75 ft. of overhead line) Work orders 5669750, 5669755	170	260	430
Escondido Tract 319, El Norte Parkway & Sheridan Ave. (Install 250 ft. of underground, remove 10 poles and 2760 ft. of overhead line) Work orders 5668010, 5668015 Note: See Escondido 20.B for balance of project.	35 988	75 122	111 110

RULE 20.C
 SAN DIEGO GAS & ELECTRIC COMPANY
 REPORT ON CONVERSIONS OF OVERHEAD TO UNDERGROUND
 ELECTRIC DISTRIBUTION FACILITIES

<u>Description and Location</u>	<u>Distribution of Costs</u>		
	<u>Utility</u> \$	<u>Others</u> \$	<u>Total</u> \$
<u>County of San Diego</u>			
<u>Escondido (continued)</u>			
Escondido Tract 285, N/O Oakhill Dr. E/O Rose St. (Install 350 ft. of underground, remove 3 poles and 560 ft. of overhead line) Work orders 5648300, 5648305	84	2 025	2 109
Cooper Condominiums, 650 Seventh Ave. (Install 160 ft. of underground, remove 1 pole and 515 ft. of overhead line) Work orders 5649230, 5649235	60	1 718	1 778
Escondido Tract 291, Nutmeg St. S/O Memory Lane (Install 480 ft. of underground, remove 3 poles and 839 ft. of overhead line) Work orders 5545020, 5545025	987	3 493	4 480
Escondido Tract 311, Moody Dr. N/O Glen Ridge Rd. (Install 450 ft. of underground, remove 2 poles and 300 ft. of overhead line) Work orders 5647850, 5647855	1 404	1 217	2 621
Parkway Plaza, Felicita Ave. @ Center City Parkway (Install 160 ft. of underground, remove 3 poles and 310 ft. of overhead line) Work orders 5656310, 5656315	0	294	294

RULE 20.C
 SAN DIEGO GAS & ELECTRIC COMPANY
 REPORT ON CONVERSIONS OF OVERHEAD TO UNDERGROUND
 ELECTRIC DISTRIBUTION FACILITIES

<u>Description and Location</u>	<u>Distribution of Costs</u>		
	<u>Utility</u> \$	<u>Others</u> \$	<u>Total</u> \$
<u>County of San Diego</u>			
<u>Escondido (continued)</u>			
Escondido Tract 346, Sheridan Ave. & Conway Dr. (Install 475 ft. of underground, remove 1 pole and 396 ft. of overhead line) Work orders 5625260, 5625265, 5625266	7 519	10 745	18 264
Escondido Total	46 212	94 874	141 086
<u>La Mesa</u>			
Lake Parkway Condos II, 5633 Lake Parkway (Install 240 ft. of underground, remove 1 pole and 210 ft. of overhead line) Work orders 5679290, 5679285	199	1 842	2 041
<u>Oceanside</u>			
Carriage Square Estates, Valley Rd. W/O Steiger Lane (Install 500 ft. of underground, remove 2 poles and 450 ft. of overhead line) Work orders 5596960, 5596965	393	9 059	9 452
<u>San Diego</u>			
South San Diego Industrial Park, Beyer Blvd. W/S @ Del Sol Blvd. (Install 480 ft. of underground, remove 3 poles and 590 ft. of overhead line) Work orders 5554270, 5552275	992	8 649	9 641

RULE 20.C
 SAN DIEGO GAS & ELECTRIC COMPANY
 REPORT ON CONVERSIONS OF OVERHEAD TO UNDERGROUND
 ELECTRIC DISTRIBUTION FACILITIES

<u>Description and Location</u>	<u>Distribution of Costs</u>		
	<u>Utility</u> \$	<u>Others</u> \$	<u>Total</u> \$
<u>County of San Diego</u>			
<u>San Diego (continued)</u>			
La Jolla Hillside Subdivision, S/O Hillside Dr. S/O Soledad Dr. (Install 288 ft. of underground, remove 3 poles and 320 ft. of overhead line) Work orders 5656300, 5656305	1 129	12 573	13 702
Clairemont Mesa Specialty Center, Clairemont Mesa Blvd. W/O I-805 (Install 270 ft. of underground, remove 5 poles and 690 ft. of overhead line) Work orders 5694470, 5694475	258	2 091	2 349
San Carlos Village, Tommy Dr. (Install 600 ft. of underground, remove 3 poles and 1040 ft. of overhead line) Work orders 5687880, 5687885	790	3 504	4 294
Oaks North Estates Ø2, Paseo Del Verano N/O Cumana Ter. (Install 130 ft. of underground, remove 0 poles and 390 ft. of overhead line) Work orders 5680840, 5680845	223	22 950	23 173
Del Cerro Heights Unit 4, Caminito Plata & Caminito Tenedor (Install 610 ft. of underground, remove 4 poles and 498 ft. of overhead line) Work orders 5719400, 5719405	1 596	17 541	19 137
Brookside Glen, Akins Ave. @ 66th St. (Install 300 ft. of underground, remove 3 poles and 355 ft. of overhead line) Work orders 5680200, 5680205	4 370	14 521	18 891

RULE 20.C
 SAN DIEGO GAS & ELECTRIC COMPANY
 REPORT ON CONVERSIONS OF OVERHEAD TO UNDERGROUND
 ELECTRIC DISTRIBUTION FACILITIES

<u>Description and Location</u>	<u>Distribution of Costs</u>		
	<u>Utility</u> \$	<u>Others</u> \$	<u>Total</u> \$
<u>County of San Diego</u>			
<u>San Diego (continued)</u>			
West Pines Condos, Stalmer St. W/O Linda Vista Rd. (Install 162 ft. of underground, remove 3 poles and 515 ft. of overhead line) Work orders 5707310, 5707315	929	1 940	2 869
Sunburst La Palma, 27th St. btwn. Palm Ave. & Donax Ave. (Install 1100 ft. of underground, remove 1 pole and 320 ft. of overhead line) Work orders 5642531, 5642535	1 867	7 057	8 924
Rio Del Sur #2, E/O Dairy Mart Rd. & Encantadoris Rd. (Install 60 ft. of underground, remove 0 poles and 65 ft. of overhead line) Work orders 5655550, 5656095	<u>384</u>	<u>1 650</u>	<u>2 034</u>
San Diego Total	12 538	92 476	105 014
<u>San Marcos</u>			
Dolphin Industrial Park, Richland Rd. @ Dolphin Dr. (Install 500 ft. of underground, remove 1 pole and 375 ft. of overhead line) Work orders 5655450, 5655455	3 449	20 608	24 057
<u>Vista</u>			
Santa Fe Office Bldg., 1020 Santa Fe Ave. (Install 200 ft. of underground, remove 0 poles and 85 ft. of overhead line) Work orders 5711090, 5711098	172	5 974	6 146

RULE 20.C
 SAN DIEGO GAS & ELECTRIC COMPANY
 REPORT ON CONVERSIONS OF OVERHEAD TO UNDERGROUND
 ELECTRIC DISTRIBUTION FACILITIES

<u>Description and Location</u>	<u>Distribution of Cost</u>		
	<u>Utility</u> \$	<u>Others</u> \$	<u>Total</u> \$
<u>County of San Diego</u>			
<u>Vista (continued)</u>			
Hawkins Lot Split, 1241 Cypress Dr. (Install 200 ft. of underground, remove 1 pole and 300 ft. of overhead line) Work orders 5636500, 5636505	614	584	1 198
Foo & Others, Alto Vista Dr. W/O Alta Ter. (Install 123 ft. of underground, remove 1 pole and 330 ft. of overhead line) Work orders 5574830, 5574835	<u>66</u>	<u>1 484</u>	<u>1 550</u>
Vista Total	852	8 042	8 894
<u>Unincorporated</u>			
San Diego County Tract 3762, Arnold Way E/O Tavern Rd. (Install 210 ft. of underground, remove 1 pole and 190 ft. of overhead line) Work orders 5699990, 5699995	120	843	963
Barbara Gossett, 645 Alpine Heights Rd. (Install 100 ft. of underground, remove 1 pole and 100 ft. of overhead line) Work orders 5738250, 5738255	40	590	630
San Diego County Tract 3741, 1232 Fourth Ave. (Install 90 ft. of underground, remove 2 poles and 280 ft. of overhead line) Work orders 5675890, 5675895	1 333	1 006	2 339

RULE 20.C
 SAN DIEGO GAS & ELECTRIC COMPANY
 REPORT ON CONVERSIONS OF OVERHEAD TO UNDERGROUND
 ELECTRIC DISTRIBUTION FACILITIES

<u>Description and Location</u>	<u>Distribution of Costs</u>		
	<u>Utility</u> \$	<u>Others</u> \$	<u>Total</u> \$
<u>County of San Diego</u>			
<u>Unincorporated (continued)</u>			
Helix Vista Estates, Grandview Dr. N/O Mac Ronald Dr. (Install 250 ft. of underground, remove 3 poles and 750 ft. of overhead line) Work orders 5582400, 5582405	525	1 444	1 969
Solana Valley, Valley Ave. S/O Castro St. (Install 175 ft. of underground, remove 0 poles and 160 ft. of overhead line) Work orders 5582060, 5582065	94	5 899	5 993
Carlton Santee Center, 9225 Carlton Hills Blvd. (Install 120 ft. of underground, remove 0 poles and 120 ft. of overhead line) Work orders 5655950, 5655955	274	8 130	8 404
Vista 20, Mimosa Ave. @ Oleander Ave. (Install 1600 ft. of underground, remove 1 pole and 660 ft. of overhead line) Work orders 5605410, 5605415	483	23 015	23 498
Pacific Panorama Condos, 940 Sea Lane Dr. (Install 400 ft. of underground, remove 2 poles and 364 ft. of overhead line) Work orders 5573410, 5573415	1 296	14 273	15 569

RULE 20.C
 SAN DIEGO GAS & ELECTRIC COMPANY
 REPORT ON CONVERSIONS OF OVERHEAD TO UNDERGROUND
 ELECTRIC DISTRIBUTION FACILITIES

<u>Description and Location</u>	<u>Distribution of Costs</u>		
	<u>Utility</u> \$	<u>Others</u> \$	<u>Total</u> \$
<u>County of San Diego</u>			
<u>Unincorporated (continued)</u>			
Santee Village Square, Mission Gorge Rd. @ Olive Lane (Install 1400 ft. of underground, remove 6 poles and 1670 ft. of overhead line) Work orders 5625000, 5625001, 5625005	9 203	42 467	51 670
Charles Taubman, 17124 Calle Corte (Install 85 ft. of underground, remove 1 pole and 110 ft. of overhead line) Work orders 5759060, 5759065	<u>147</u>	<u>7 274</u>	<u>7 421</u>
Unincorporated Total	13 515	104 941	118 456
<u>County of Orange</u>			
<u>San Clemente</u>			
Driftwood Bluffs, 407 Pasadena Ct. (Install 175 ft. of underground, remove 1 pole and 63 ft. of overhead line) Work orders 5624930, 5624935	2 000	Ø	2 000
<u>San Juan Capistrano</u>			
San Juan Capistrano Tract 9578, Via Escobar E/O Country Hill Dr. (Install 600 ft. of underground, remove 7 poles and 2300 ft. of overhead line) Work orders 5693360, 5693365	631	3 166	3 797
San Juan Capistrano Tract 10090 Via Estrelita @ Aguagate Rd. (Install 1700 ft. of underground, remove 2 poles and 930 ft. of overhead line) Work orders 5669500, 5669505	<u>1 659</u>	<u>27 568</u>	<u>29 227</u>
San Juan Capistrano Total	2 290	30 734	33 024

Revision of Letter
Dated March 29, 1982



San Diego Gas & Electric

April 14, 1982

PUG 100
C.8209

Public Utilities Commission
State of California
350 McAllister Street
San Francisco, CA 94102

Attention: Mr. Joseph E. Bodovitz
Executive Director

Gentlemen:

In accordance with Ordering Paragraph 7 of Decision 73078 in Case 8209, San Diego Gas & Electric Company is submitting herewith a full report on conversion work completed during the year 1981, including a list and description of each project and indicating the distribution of costs as between the utility and others. You will find the report broken into three categories of Rule 20A, 20B, and 20C.

The overall status of our Rule 20A conversion program in our service territory as of December 31, 1981, and list of definitions, in accordance with the format requested by the California Public Utilities Commission is contained in the attached information.

Sincerely,

A handwritten signature in cursive script that reads "C. Richard Swanson".

C. Richard Swanson, Manager
Regulatory Affairs Department

CRS:CAF:jak
Attachment

cc: F.W. DeVore
R.L. Meyer
J.E. Thomas
D.P. Barrios

bcc: B.J. Williams (w/attm.)
T.A. Ferguson (w/o attm.)
T.L. Whyte (w/o attm.)
J.P. Agosta (w/attm.)
N.J. Downey (w/attm.)
C.A. Fremo (w/attm.)
G. Schmidt (PG&E) (w/attm.)
G. Clifton, Jr. (PG&E) (w/attm.)
F.J. White (SCE) (w/attm.)

REPORT OF RULE 20 CONVERSIONS

UTILITY SAN DIEGO GAS AND ELECTRIC

REPORT YEAR ENDING

ALLOCATIONS FOR CONVERSIONS

1. Total Allocations (1968-1980)		<u>67,494,227</u>
2. Report Year's Allocation (1981)	<u>10,044,000</u>	
3. Total Allocations Through Report Year (1968-1981)		<u>77,538,227</u>

EXPENDITURES FOR CONVERSIONS

4. Total Expended for Completed Conversions (1968-1980)	<u>56,434,598</u>	
5. Total Report Year Expended for Completed Conversions (1981)	<u>9,101,968</u>	
6. Total Expended for Completed Conversions Through Report Year (1968-1981)		<u>65,536,566</u>
7. Total Expended on Conversions Not Completed by Report Year-End (1981)	<u>7,691,161</u>	
8. Total Expended		<u>73,227,727</u>

ADDITIONAL FUNDS COMMITTED

9. Total Funds Authorized to Complete Partially Completed Jobs shown on line 7	<u>2,309,522</u>	
10. Funds Committed for Jobs Not Under Construction	<u>16,493,550</u>	
11. Total Committed		<u>18,803,072</u>
12. Funds Required for Identified Projects Under Study by Active U.G. Communities as of Report Year Ending	<u>4,017,751</u>	
13. Total Funds Committed/Under Study		<u>22,820,823</u>

EXPENDED/COMMITTED/AND UNDER STUDY

14. Total Funds		<u>96,048,550</u>
-----------------	--	-------------------

CARRYOVER FUNDS

15. If Expenditures are Greater than Allocations		<u>14,492,572</u>
16. If Allocations are Greater than Expenditures (One of the above (15 or 16) will always be "0")		<u>-0-</u>

MEMO INFORMATION

17. Advances for Specific Communities Beyond current Allocations		<u>20,872,591</u>
18. Reserve Funds Held for Specific Communities for which No Specific Current Projects are Under Study as of Report Year-End		<u>-0-</u>
19. Expenditures and Commitments to Case 9365 (Transmission Dollars which are included in the Total Cost Above) Commitments		<u>5,310,993</u>
Expenditures		<u>3,041,628</u>

RULE 20A DEFINITIONS

1. Total Rule 20, Section A funds committed by the utility. This amount is equal to the company's total allocation from the year of inception to prior report year.
2. This amount is the company total for the report year Rule 20A allocation.
3. Total of line 1 plus line 2 which is the base for this year's report.
4. Total expended for completed conversion jobs from inception through prior report year.
5. Total expended for completed conversion jobs for the report year.
6. Total of line 4 plus line 5.
7. Total expended for conversion jobs not yet completed through report year.
8. Total of line 6 plus line 7.
9. Total funds authorized to complete the conversion jobs reported in item line 7.
10. Funds committed for conversion jobs where the Underground District has been duly established under enabling legislation.
11. Total of Line 9 plus Line 10.
12. Additional funds committed for specific identified jobs under study by active U.G. communities as of report year ending.
13. Total funds committed line 11 plus line 12.
14. Total funds expended/committed/and under study (line 8 + line 13).
15. Expenditures that are greater than allocations:
Line 11 + line 8 - line 3 = carryover.
16. Expenditures that are less than allocations:
Line 3 - line 8 - line 11 = carryover.
17. The total sum for specific aggressive communities that have expended and committed funds that exceed their report year allocation. (When line 14 exceed line 3).
18. The total sum for specific communities that have not expended or committed funds equal to their report year allocation. (When line 3 exceeds line 14).
19. Expenditures and commitments to case 9365 (Transmission dollars which are included in the above figures).

TOTAL SUMMARY
 - BY RULE -
 SAN DIEGO GAS & ELECTRIC COMPANY
 REPORT ON CONVERSIONS OF OVERHEAD TO UNDERGROUND
 ELECTRIC DISTRIBUTION FACILITIES
 YEAR 1981

Rule	Location	Distribution of Costs		
		Utility	Others	Total
		\$	\$	\$
20A	City of Chula Vista	556,710	-	556,710
	City of El Cajon	392,229	-	392,229
	City of Escondido	286,936	-	286,936
	City of Oceanside	983,818	-	983,818
	City of Carlsbad	760,893	-	760,893
	City of Coronado	351,112	-	351,112
	City of San Diego	3,949,797	-	3,949,797
	County of San Diego- Unincorporated	1,488,346	-	1,488,346
	County of Orange- Unincorporated	332,127	-	332,127
	Total Rule 20A	<u>9,101,968</u>		<u>9,101,968</u>
20B	City of Chula Vista	35,789	48,783	84,572
	City of Escondido	54,539	23,810	78,349
	City of San Marcos	61,122	42,631	103,753
	City of San Diego	322,576	252,140	574,716
	City of Vista	10,024	6,585	16,609
	County of San Diego- Unincorporated	55,553	106,080	161,633
	County of Orange- Unincorporated	79,072		79,072
	City of San Juan Capistrano	183,766	482,898	666,664
	Total Rule 20B	<u>802,441</u>	<u>962,927</u>	<u>1,765,368</u>
20C	City of Chula Vista	2,937	50,843	53,780
	City of El Cajon	1,811	33,613	35,424
	City of Escondido	38,702	142,178	180,880
	City of Oceanside	6,945	15,996	22,941
	City of San Diego	12,626	99,933	112,559
	City of San Marcos	10,498	23,123	33,621
	City of Vista	6,841	42,410	49,251
	County of San Diego- Unincorporated	18,485	126,517	145,002
	City of Del Mar	283	3,330	3,613
	City of La Mesa	2,785	9,336	12,121
	City of Lemon Grove	944	9,982	10,926
	City of Imperial Beach	56	1,497	1,553
	County of Orange- Unincorporated	67	1,317	1,384
	Total Rule 20C	<u>102,980</u>	<u>560,075</u>	<u>663,055</u>
Total All Conversions	10,007,389	1,523,002	11,530,391	

RULE 20.A
 SAN DIEGO GAS & ELECTRIC COMPANY
 REPORT ON CONVERSIONS OF OVERHEAD TO UNDERGROUND
 ELECTRIC DISTRIBUTION FACILITIES

<u>Description and Location</u>	<u>Distribution of Costs</u>		
	<u>Utility</u> \$	<u>Others</u> \$	<u>Total</u> \$
<u>County of Orange</u>			
<u>Unincorporated</u>			
Coast Hwy. @ Aliso Creek (Install 3900 ft. of underground, remove 23 poles and 4837 ft. of overhead line) Work orders 5710940, 5710945	332 127	-0-	332 127
<u>County of San Diego</u>			
<u>Carlsbad</u>			
Carlsbad Blvd. Tamarack Ave. to RR Bridge (Install 1757 ft. of underground, remove 34 poles and 4375 ft. of overhead line) Work orders 5733970, 5733971 5733976	602 977	-0-	602 977
(Install 655 HPSV Street lights) Work orders 5755260	157 915	-0-	157 916
<u>Chula Vista</u>			
4th Avenue "F" St. to "G" St. (Install 2,415 ft. of underground, remove 17 poles and 1955 ft. of overhead line) Work orders 5740730, 5740735 5740731, 5740736	343 266	-0-	343 266
So. Bay Regional Center 3rd Ave. "H" St.-"I" St. (Install 500 ft. of underground, remove 0 poles and 0 ft. of overhead line) Work orders 5718880, 5718886 See 20B Job	23 497	-0-	23 497

RULE 20.A
 SAN DIEGO GAS & ELECTRIC COMPANY
 REPORT ON CONVERSIONS OF OVERHEAD TO UNDERGROUND
 ELECTRIC DISTRIBUTION FACILITIES

<u>Description and Location</u>	<u>Distribution and Costs</u>		
	<u>Utility</u> \$	<u>Others</u> \$	<u>Total</u> \$
<u>County of San Diego</u>			
<u>Chula Vista (continued)</u>			
Bonita Road Willow St. to Otay Lakes Road (Install 2300 ft. of underground, remove 11 poles and 1232 ft. of overhead line) Work orders 5759610, 5759615	189 947	-0-	189 947
<u>Coronado</u>			
Orange Ave. Glorietta Blvd. to Adella Ave. (Install 800 ft. of underground, remove 6 poles and 785 ft. of overhead line) Work orders 5476830, 5476835	171 708	-0-	171 708
Orange Ave. 8th St. - Dana Pl. (Install 1450 ft. of underground, remove 10 poles and 1380 ft. of overhead line) Work orders 5781640, 5781645	179 404	-0-	179 404
<u>El Cajon</u>			
Park Ave. Magnolia Ave. to Julian Ave. (Install 860 ft. of underground, remove 9 poles and 730 ft. of overhead line) Work orders 5767161, 5767165	110 508	-0-	110 508
(Install 1095 HPSV Street lights) Work orders 5755260	281 721	-0-	281 721

RULE 20.A
 SAN DIEGO GAS & ELECTRIC COMPANY
 REPORT ON CONVERSIONS OF OVERHEAD TO UNDERGROUND
 ELECTRIC DISTRIBUTION FACILITIES

<u>Description and Location</u>	<u>Distribution of Costs</u>		
	<u>Utility</u> \$	<u>Others</u> \$	<u>Total</u> \$
<u>County of San Diego</u>			
<u>Escondido</u>			
Quince St. E Valley Parkway to 2nd Avenue (Install 3555 ft of underground, remove 16 poles and 2120 ft. of overhead line) Work orders 5740090, 5740095	165 550	-0-	165 550
(Install 541 HPSV Street Lights) Work orders 5755260	121 386	-0-	121 386
<u>Oceanside</u>			
Spring Creek Unit 3 Mission Ave. @ Hitching Post St. (Install 65 ft. of underground, remove 2 poles and 40 ft. of overhead line) Work orders 5800720, 5800725	5 291	-0-	5 291
Oceanside Blvd. Vine St. - Crouch St. (Install 5070 ft. of underground, remove 18 poles and 4550 ft. of overhead line) Work orders 5692730, 5692735	978 527	-0-	978 527
<u>San Diego</u>			
El Cajon Blvd. 50th St. to 54th St. (Install 6375 ft. of underground, remove 30 poles and 4360 ft. of overhead line) Work orders 5719890, 5719895	777 187	-0-	777 187

RULE 20.A
 SAN DIEGO GAS & ELECTRIC COMPANY
 REPORT ON CONVERSIONS OF OVERHEAD TO UNDERGROUND
 ELECTRIC DISTRIBUTION FACILITIES

<u>Description and Location</u>	<u>Distribution of Costs</u>		
	<u>Utility</u> \$	<u>Others</u> \$	<u>Total</u> \$
<u>County of San Diego</u>			
<u>San Diego (continued)</u>			
Gas Lamp Area ØII Market St, 4th Ave. to 6th Ave. (Install 257 ft. of underground, remove 1 pole and 70 ft. of overhead line) Work orders 5791310, 5791315	14 543	-0-	14 543
Dairy Mart Rd. Pocitos Wy. to Beyer Blvd. (Install 0 ft. of underground, remove 1 pole and 170 ft. of overhead line) Work orders 5759790, 5759795	2 515	-0-	2 515
Laurel St. State St. - 1st Ave. (Install 4900 ft. of underground, remove 32 poles and 4340 ft. of overhead line) Work orders 5734680, 5734685	637 406	-0-	637 406
Adams Avenue 40th St. to Aldine Dr. (Install 2750 ft. of underground, remove 17 poles and 2850 ft. of overhead line) Work orders 5779640, 5779645	453 111	-0-	453 111
Imperial Ave. 32nd St. to Wabash Blvd. (Install 2400 ft. of underground, remove 14 poles and 1935 ft. of overhead line) Work orders 5760490, 5760495	212 013	-0-	212 013

RULE 20.A
 SAN DIEGO GAS & ELECTRIC COMPANY
 REPORT ON CONVERSIONS OF OVERHEAD TO UNDERGROUND
 ELECTRIC DISTRIBUTION FACILITIES

<u>Description and Location</u>	<u>Distribution of Costs</u>		
	<u>Utilitiy</u> \$	<u>Others</u> \$	<u>Total</u> \$
<u>County of San Diego</u>			
<u>San Diego (continued)</u>			
Marina/Columbia 69KV Ø1 Station B to Kettner Blvd. (Install 10,771 ft. of underground, remove 20 poles and 5320 ft. of overhead line) Work orders 5663530, 5791540	1 853 022	-0-	1 853 022
<u>Unincorporated</u>			
Pomerado Rd. Ø1 Poway Rd. to Glen Oak Rd. (Install 6550 ft. of underground, remove 41 poles and 7958 ft. of overhead line) Work orders 5746000, 5746005	777 629	-0-	777 629
Hwy 15 @ Hwy 76 (Install 3800 ft. of underground, remove 15 poles and 4680 ft. of overhead line) Work orders 5693530, 5693535	135 716	-0-	135 716
Pomerado Rd. ØII Glen Oak Rd. to San Diego City Limits (Install 6800 ft. of underground, remove 31 poles and 6337 ft. of overhead line) Work orders 5767040, 5767045 5767041, 5767046	564 177	-0-	564 177
South Sierra @ Del Mar Shores Terrace (Install 96 ft. of underground, remove 1 pole and 100 ft. of overhead line) Work orders 5647861, 5647866	10 824	-0-	10 824

RULE 20.B
SAN DIEGO GAS & ELECTRIC COMPANY
REPORT ON CONVERSIONS OF OVERHEAD TO UNDERGROUND
ELECTRIC DISTRIBUTION FACILITIES

<u>Description and Location</u>	<u>Distribution of Costs</u>		
	<u>Utility</u> \$	<u>Others</u> \$	<u>Total</u> \$
<u>County of San Diego</u>			
<u>Vista</u>			
Brengle Terrace Park Vale Terrace E/O E Vista Wy. (Install 600 ft. of underground, remove 3 poles and 1000 ft. of overhead line) Work orders 5505630, 5505635	3 898	2 259	6 157
Shadow Ridge Ø1 Thibodo Rd. W/O Sycamore Drive (Install 238 ft. of underground, remove 2 poles and 600 ft. of overhead line) Work orders 5725000, 5725005	6 126	4 326	10 452
<u>San Marcos</u>			
San Marcos I LTD ØI, II, III Mulberry Dr. @ Rose Ranch Dr. (install 3450 ft. of underground, remove 10 poles and 3340 ft. of overhead line) Work orders 5582050, 5582055	47 059	31 388	78 447
Aspen Creek 1730 Descanso Avenue (Install 1050 ft. of underground, remove 1 poles and 650 ft. of overhead line) Work orders 5745070, 5745075	14 063	11 243	25 306
<u>Escondido</u>			
Escondido Cemetery E/End Glenridge Rd. (Install 777 ft. of underground, remove 6 poles and 973 ft. of overhead line) Work orders 5710930, 5710935	5 868	1 741	7 609

RULE 20.B
 SAN DIEGO GAS & ELECTRIC COMPANY
 REPORT ON CONVERSIONS OF OVERHEAD TO UNDERGROUND
 ELECTRIC DISTRIBUTION FACILITIES

<u>Description</u>	<u>Distribution of Costs</u>		
	<u>Utility</u>	<u>Others</u>	<u>Total</u>
	\$	\$	\$
<u>County of San Diego</u>			
<u>Escondido (continued)</u>			
Escondido Tract 375A Citrus Ave. @ Waner Rd. (Install 600 ft. of underground, remove 4 poles and 670 ft. of over- head line)			
Work orders 5724330, 5724335	5 165	5 316	10 481
Tract 347A Via Rancho Parkway W/O I-15 (Install 1200 ft. of underground, remove 7 poles and 2300 ft. of overhead line)			
Work orders 5675220, 5675225	12 789	1 160	13 949
Escondido Tract #358 Nutmeg St. N/O Country Club Lane Escondido (Install 2100 ft. of underground, remove 9 poles and 1972 ft. of overhead line)			
Work orders 5660370, 5660375	30 717	15 593	46 310
<u>San Diego</u>			
Brightside Estates Springer Rd. N/O Training Dr. (Install 400 ft. of underground, remove 2 poles and 400 ft. of overhead line)			
Work orders 5734840, 5734845	13 379	5 179	18 558
Torrey Pines Park Unit 3 Torrey Pines Rd. N/O Genesee Ave. (Install 2080 ft. of underground, remove 5 poles and 1571 ft. of overhead line)			
Work orders 5735340, 5735345	133 231	80 205	213 436

RULE 20.B
 SAN DIEGO GAS & ELECTRIC COMPANY
 REPORT ON CONVERSIONS OF OVERHEAD TO UNDERGROUND
 ELECTRIC DISTRIBUTION FACILITIES

<u>Description</u>	<u>Distribution of Costs</u>		
	<u>Utility</u>	<u>Others</u>	<u>Total</u>
	\$	\$	\$
<u>County of San Diego</u>			
<u>San Diego (continued)</u>			
Plaza Mayor #2 Ave. Camiones N/O Virginia Ave. (Install 840 ft. of underground, remove 1 pole and 920 ft. of overhead line) Work orders 5687270, 5687275	16 053	11 261	27 314
Eastridge Canyon Homes Logan Ave. @ 47th St. (Install 550 ft. of underground, remove 3 poles and 796 ft. of overhead line) Work orders 5679940, 5679945	13 173	26 488	39 661
Penasquitos Bluffs #12 Oviedo St. W/O Black Mountain Rd. (Install 345 ft. of underground, remove 4 poles and 1800 ft. of overhead line) Work orders 5692961, 5692965	3 959	6 144	10 103
Lion Properties Miramar Rd. E/O Camino Ruiz (Install 1118 ft. of underground, remove 8 poles and 1118 ft. of overhead line) Work orders 5619301, 5619306	69 098	63 033	132 131
Capri By The Sea Alley W/O Mission Blvd. N/O Missouri St. (Install 275 ft. of underground, remove 5 poles and 355 ft. of overhead line) Work orders 5740910, 5740915	12 504	13 337	25 841
Kearny Villa Rd. Commercial Kearny Villa Rd. (Install 950 ft. of underground, remove 6 poles and 1260 ft. of overhead line) Work orders 5700130, 5700135	56 644	31 291	87 935

RULE 20.B
 SAN DIEGO GAS & ELECTRIC COMPANY
 REPORT ON CONVERSIONS OF OVERHEAD TO UNDERGROUND
 ELECTRIC DISTRIBUTION FACILITIES

<u>Description</u>	<u>Distribution of Costs</u>		
	<u>Utility</u>	<u>Others</u>	<u>Total</u>
	\$	\$	\$
<u>County of San Diego</u>			
<u>San Diego (continued)</u>			
Rancho Jarana #4 Howard Ave. N/O San Ysidro Blvd. (Install 450 ft. of underground, remove 3 poles and 650 ft. of overhead line) Work orders 5619450, 5619455	1 994	12 110	14 104
Sol-Y-Mar 1213 Skylark Dr. (Install 350 ft. of underground, remove 4 poles and 256 ft. of overhead line) Work orders 5679500, 5679605	2 541	3 092	5 633
<u>Chula Vista</u>			
Kaiser Permanente 3955 Bonita Rd. (Install 650 ft. of underground, remove 3 poles and 830 ft. of overhead line) Work orders 5643220, 5643225	11 410	21 382	32 792
Morgan - Gardner Flower St. E/O Corte Maria (Install 1800 ft. of underground, remove 6 poles and 1680 ft. of overhead line) Work orders 5635180, 5635185	13 112	16 380	29 492
Melrose Villas Melrose Ave. N/O Otay Valley Rd. (Install 640 ft. of underground, remove 4 poles and 600 ft. of overhead line) Work orders 5692810, 5692815	11 267	11 021	22 288

RULE 20.B
 SAN DIEGO GAS & ELECTRIC COMPANY
 REPORT ON CONVERSIONS OF OVERHEAD TO UNDERGROUND
 ELECTRIC DISTRIBUTION FACILITIES

<u>Description and Location</u>	<u>Distribution of Costs</u>		
	<u>Utility</u> \$	<u>Others</u> \$	<u>Total</u> \$
<u>County of San Diego</u>			
<u>San Diego - Unincorporated</u>			
San Diego Country #1 Estates San Vicente Rd. E/O Wildcat Canyon (Install 1550 ft. of underground, remove 40 poles and 14,280 ft. of overhead line) Work orders 5277120, 5277125	12 462	8 165	20 627
Leucadia Estates (Install 700 ft. of underground, remove 1 pole and 745 ft. of overhead line) Work orders 5668260, 5668265	17 414	34 113	51 527
San Diego Country Estates #6 Ramona Oaks E/O San Vicente Rd. (Install 825 ft. of underground, remove 10 poles and 2900 ft. of overhead line) Work orders 5405201, 5405205	6 709	4 172	10 881
Palomar Estates Palomar Airport Rd. @ Rancho Santa Fe (Install 2300 ft. of underground, remove 8 poles and 2430 ft. of overhead line) Work orders 5543430, 5543435	4 421	14 485	18 906
San Diego County Tract 3732 Steel Canyon Rd. @ Jamul Dr. (Install 600 ft. of underground, remove 2 poles and 400 ft. of overhead line) Work orders 5720440, 5720445	14 547	45 145	59 692

RULE 20.B
 SAN DIEGO GAS & ELECTRIC COMPANY
 REPORT ON CONVERSIONS OF OVERHEAD TO UNDERGROUND
 ELECTRIC DISTRIBUTION FACILITIES

#4.

<u>Description and Location</u>	<u>Distribution of Costs</u>		
	<u>Utility</u> \$	<u>Others</u> \$	<u>Total</u> \$
<u>County of Orange</u>			
<u>San Juan Capistrano</u>			
Assessment Dist. 78-3 S/O Ortega Hwy. @ La Novia 69KV (Install 3484 ft. of underground, remove 4 poles and 3484 ft. of overhead line) Work orders 5663910, 5663915	18 089	209 537	227 626
Assessment Dist. 78-3 S/O Ortega Hwy @ La Novia Ave. 12KV (Install 5500 ft. of underground, remove 12 poles and 5325 ft. of overhead line) Work orders 5735430, 5735435	41 658	119 773	161 431
Tract 9382 Ortega Hwy. @ Belford Terrace (Install 500 ft. of underground, remove 3 poles and 910 ft. of overhead line) Work orders 5635860, 5635865 5635861	25 643	32 703	58 346

RULE 20.B
 SAN DIEGO GAS & ELECTRIC COMPANY
 REPORT ON CONVERSIONS OF OVERHEAD TO UNDERGROUND
 ELECTRIC DISTRIBUTION FACILITIES

<u>Description and Location</u>	<u>Distribution of Costs</u>		
	<u>Utility</u> \$	<u>Others</u> \$	<u>Total</u> \$
<u>County of Orange (continued)</u>			
<u>San Juan Capistrano (continued)</u>			
Tract 8485 Ortega Hwy. @ Errecarte (Installed 960 ft. of underground, remove 11 poles and 2826 ft. of overhead line) Work orders 5675470, 5635755	74 499	83 956	158 455
Tract 7673 Ortega Hwy. @ Via Cuartel (Install 1300 ft. of underground, remove 4 poles and 960 ft. of overhead line) Work orders 5635741, 5635745	15 565	31 619	47 184
Cal Trans Maintenance Station Camino Capistrano S/O San Juan Capistrano (Install 300 ft. of underground, remove 3 poles and 280 ft. of overhead line) Work orders 5740630, 5740635	8 312	5 310	13 622
<u>Unincorporated</u>			
Tract 9820 OSO Pkwy. Moulton Pkwy. Laguna Hills (Install 3845 ft. of underground, remove 3 poles and 3000 ft. of overhead line) Work orders 5693590, 5693595	79 072	-0-	79 072

RULE 20.C
 SAN DIEGO GAS & ELECTRIC COMPANY
 REPORT ON CONVERSIONS OF OVERHEAD TO UNDERGROUND
 ELECTRIC DISTRIBUTION FACILITIES

<u>Description and Location</u>	<u>Distribution of Costs</u>		
	<u>Utility</u> \$	<u>Others</u> \$	<u>Total</u> \$
<u>County of San Diego</u>			
<u>Oceanside</u>			
Vista Calavera #4 Sky Haven Ln. @ Latiera Dr. (Install 350 ft. of underground, remove 1 pole and 328 ft. of overhead line) Work orders 5676010, 5676015	1 126	3 734	4 860
Springcreek Unit 3 Mission Ave. @ Hitching Post Dr. (Install 125 ft. of underground, remove 2 poles and 425 ft. of overhead line) Work orders 5740820, 5740825	526	4 124	4 650
20A Job Also - Hidden Canyon Villas MacDonald St. E/O Hoover St. (Install 850 ft. of underground, remove 0 poles and 1045 ft. of overhead line) Work orders 5714750, 5714755	5 293	8 138	13 431
<u>Vista</u>			
Vista Tract 78-2 W/S Grapevine Rd. N/O Moon Rd. (Install 300 ft. of underground, remove 520 poles and 4 ft. of overhead line) Work orders 5710900, 5710905	50	6 690	6 740
Ernest Follis 2259 Alta Vista Dr. (Install 70 ft. of underground, remove 1 pole and 85 ft. of overhead line) Work orders 5813090, 5813095	164	2 538	2 702

RULE 20.C
 SAN DIEGO GAS & ELECTRIC COMPANY
 REPORT ON CONVERSIONS OF OVERHEAD TO UNDERGROUND
 ELECTRIC DISTRIBUTION FACILITIES

<u>Description and Location</u>	<u>Distribution of Costs</u>		
	<u>Utility</u>	<u>Others</u>	<u>Total</u>
	\$	\$	\$
<u>County of San Diego</u>			
<u>Vista (continued)</u>			
Vista Tract 76-12 Bel Air Dr. @ Deerhaven Dr. (Install 163 ft. of underground, remove 0 poles and 0 ft. of overhead line) Work orders 5693410, Temp. OH removed on other order	-0-	651	651
<u>San Marcos</u>			
Rancharos Industrial Park Rancharos Rd. W/O Richland Rd. (Install 668 ft. of underground, remove 1 pole and 598 ft. of overhead line) Work orders 5568420, 5568425	10 256	21 300	31 556
Villa Riviera 8876 Artesian Rd. (Install 75 ft. of underground, remove 1 pole and 100 ft. of overhead line) Work orders 5635840, 5675485	242	1 823	2 065
<u>Escondido</u>			
Escondido Tract 292 Valley Vista Heights @ Vista Ave. (Install 700 ft. of underground, remove 4 poles and 1411 ft. of overhead line) Work orders 5686910, 5686915	12 614	20 376	32 990
Escondido Tract 357 - El Norte Parkway & N. Broadway (Install 1300 ft. of underground, remove 4 poles and 1135 ft. of overhead line) Work orders 5674880, 5674885	1 453	56 705	58 158

RULE 20.C
 SAN DIEGO GAS & ELECTRIC COMPANY
 REPORT ON CONVERSIONS OF OVERHEAD TO UNDERGROUND
 ELECTRIC DISTRIBUTION FACILITIES

<u>Description and Location</u>	<u>Distribution of Costs</u>		
	<u>Utility</u> \$	<u>Others</u> \$	<u>Total</u> \$
<u>County of San Diego</u>			
<u>Escondido (continued)</u>			
Macaluso Conv. 2171 Rockhoff Rd. (Install 295 ft. of underground, remove 3 poles and 490 ft. of overhead line) Work orders 5725160, 5725165	2 227	5 958	8
Escondido Tract 336 Bear Valley Parkway S/o Oak Hill Dr. (Install 500 ft. of underground, remove 1 pole and 580 ft. of overhead line) Work orders 5648020, 5648025	3 173	12 420	15
Escondido Tract 366 Felicitita Ave. @ Juniper St. (Install 1200 ft. of underground, remove 3 poles and 2004 ft. of overhead line) Work orders 5687440, 5687445	18 325	36 474	54
Escondido Tract 350 Ave. De Aquacate N/O Gary Ln. (Install 285 ft. of underground, remove 3 poles and 900 ft. of overhead line) Work orders 5687620, 5687625	910	10 245	11
<u>San Diego</u>			
University Village #11 Tula Ct. E/O Gullstrand St. (Install 350 ft. of underground, remove 3 poles and 720 ft. of overhead line) Work orders 5597200, 5597205	2 121	8 143	10

RULE 20.C
 SAN DIEGO GAS & ELECTRIC COMPANY
 REPORT ON CONVERSIONS OF OVERHEAD TO UNDERGROUND
 ELECTRIC DISTRIBUTION FACILITIES

<u>Description and Location</u>	<u>Distribution of Costs</u>		
	<u>Utility</u> \$	<u>Others</u> \$	<u>Tot</u> \$
<u>County of San Diego</u>			
<u>San Diego (continued)</u>			
USD			
E/S Cushman St. N/O Marian Wy. (Install 350 ft. of underground, remove 2 poles and 370 ft. of overhead line)			
Work orders 5798750, 5798755	245	1 799	2
Montgomery Plaza			
Fern St. W/O Beyer (Install 160 ft. of underground, remove 2 poles and 366 ft. of overhead line)			
Work orders 5659670, 5659675	1 394	10 916	12
Swiss Estates			
Green Bay St. @ Saturn Blvd. (Install 450 ft. of underground, remove 1 pole and 511 ft. of overhead line)			
Work orders 5693220, 5693225	-0-	10 313	10
La Jolla Alta PRD 9 & 10			
Cardeno Dr. S/O La Jolla Senic Dr. (Install 600 ft. of underground, remove 5 poles and 960 ft. of overhead line)			
Work orders 5619150, 5619155	1 680	29 171	30
Collwood Meadows			
S/W corner Collwood Blvd @ Montezuma Rd. (Install 350 ft. of underground, remove 1 pole and 400 ft. of overhead line)			
Work orders 5710410, 5710415	1 041	19 637	20

RULE 20.C
 SAN DIEGO GAS & ELECTRIC COMPANY
 REPORT ON CONVERSIONS OF OVERHEAD TO UNDERGROUND
 ELECTRIC DISTRIBUTION FACILITIES

<u>Description and Location</u>	<u>Distribution of Costs</u>		
	<u>Utility</u> \$	<u>Others</u> \$	<u>Tot.</u> \$
<u>County of San Diego</u>			
<u>San Diego (continued)</u>			
Woodside Jamacha Lincoln Pl. @ Jamacha Rd. (Install 150 ft. of underground, remove 3 poles and 48 ft. of overhead line) Work orders 5745210, 5745215	372	1 716	2
Karmazin Conv. 3076 Brant St. (Install 200 ft. of underground, remove 1 pole and 300 ft. of overhead line) Work orders 5688670, 5688675	2 751	1 856	4 607
College Park Townhomes University Ave., 58th St. to 59th St. (Install 300 ft. of underground, remove 2 poles and 340 ft. of overhead line) Work orders 5719360, 5719365	183	5 707	5 890
Plaza Mayor Shopping Center Ave. Camiones & Virginia Ave. (Install 225 ft. of underground, remove 2 poles and 575 ft. of overhead line) Work orders 5611980, 5611985	2 839	10 675	13 514

RULE 20.C
 SAN DIEGO GAS & ELECTRIC COMPANY
 REPORT ON CONVERSIONS OF OVERHEAD TO UNDERGROUND
 ELECTRIC DISTRIBUTION FACILITIES

<u>Description and Location</u>	<u>Distribution of Costs</u>		
	<u>Utility</u> \$	<u>Others</u> \$	<u>Total</u> \$
<u>County of San Diego</u>			
<u>El Cajon</u>			
Helix Pines Pine Dr. @ Jash St. (Install 800 ft. of underground, remove 2 poles and 790 ft. of overhead line) Work orders 5701130, 5701185	320	12 975	13 295
Sunrise Shadows Jamacha Rd. @ Vista Wy. (Install 670 ft. of underground, remove 4 poles and 945 ft. of overhead line) Work orders 5745150, 5745155	369	5 818	6 187
Marquis Conv. 1522 So. Orange Ave. (Install 20 ft. of underground, remove 1 pole and 30 ft. of overhead line) Work orders 5797820, 5797825	9	991	1 000
Rancho Lomacita E Main St. & Lavala Ln. (Install 200 ft. of underground, remove 1 pole and 400 ft. of overhead line) Work orders 5562060, 5562065 OH Relocation no OH Costs	-0-	937	937
Bob Werden M.H.P. Orange Av. S/O Chase Ave. (Install 100 ft. of underground, remove 1 poles and 520 ft. of overhead line) Work orders 5597080, 5597085	839	1 779	2 618

RULE 20.C
 SAN DIEGO GAS & ELECTRIC COMPANY
 REPORT ON CONVERSIONS OF OVERHEAD TO UNDERGROUND
 ELECTRIC DISTRIBUTION FACILITIES

<u>Description and Location</u>	<u>Distribution of Costs</u>		
	<u>Utility</u> \$	<u>Others</u> \$	<u>Total</u> \$
<u>County of San Diego</u>			
<u>El Cajon</u>			
Sunset Hills Terrace Via Loma Vista @ Greenfield Dr. (Install 60 ft. of underground, remove 0 poles and 85 ft. of overhead line) Work orders 5710640, 5710646	160	3 744	3 904
Lindell Villas 238-254 Lindell Ave. (Install 130 ft. of underground, remove 0 poles and 100 ft. of overhead line) Work orders 5720500, 5720505	114	7 369	7 483
<u>Chula Vista</u>			
Bonita Shopping Ctr. Bonita Rd. @ Otay Mesa Rd. (Install 1675 ft. of underground, remove 6 poles and 1824 ft. of overhead line) Work orders 5529300, 552930	2 937	50 843	53 780
<u>Unincorporated</u>			
S.D. Co. Tract 3866 N/O Vista Del Cajon N/O Melrose (Install 64 ft. of underground, remove 4 poles and 1120 ft. of overhead line) Work orders 5710420, 5710425	81	2 040	2 121
Bonita Golf Course 5540 Sweetwater Rd. (Install 1200 ft. of underground, remove 2 poles and 300 ft. of overhead line) Work Orders 5725290, 5725295	760	6 600	7 360

RULE 20.C
 SAN DIEGO GAS & ELECTRIC COMPANY
 REPORT ON CONVERSIONS OF OVERHEAD TO UNDERGROUND
 ELECTRIC DISTRIBUTION FACILITIES

<u>Description and Location</u>	<u>Distribution of Costs</u>		
	<u>Utility</u> \$	<u>Others</u> \$	<u>Total</u> \$
<u>County of San Diego</u>			
<u>Unincorporated (continued)</u>			
San Diego Co. Tract 3777 N/End of Sneath Wy. (Install 150 ft. of underground, remove no poles and no ft. of overhead line) Work orders 5700050, 5700055	710	8 139	8 84
R.V. Johnson 126 Via De La Valle (Install 300 ft. of underground, remove 1 pole and 275 ft. of overhead line) Work orders 5751080, 5751085	145	2 822	2 96
Rio Del Sur #2 Vista Ln. E/O Dairymart Rd. (Install 60 ft. of underground, remove 1 pole and 65 ft. of overhead line) Work orders 5655550, 5656095	384	1 650	2 03
San Diego County Tract 3720 Dehesa Rd. E/O Vista Grande Rd. (Install 650 ft. of underground, remove 3 poles and 190 ft. of overhead line) Work orders 5675480, 5675485	1 941	9 864	11 80.
Ladera Piedra Sub Stone Canyon Rd. W/O Del Norte (Install 200 ft. of underground, remove 0 poles and 50 ft. of overhead line) Work orders 5562370, 5562375	-0-	631	631
C Huntington 17640 S Mesa Dr. (Install 125 ft. of underground, remove 1 pole and 150 ft. of overhead line) Work orders 5649610, 5649615	158	766	924

RULE 20.C
 SAN DIEGO GAS & ELECTRIC COMPANY
 REPORT ON CONVERSIONS OF OVERHEAD TO UNDERGROUND
 ELECTRIC DISTRIBUTION FACILITIES

<u>Description and Location</u>	<u>Distribution of Costs</u>		
	<u>Utility</u> \$	<u>Others</u> \$	<u>Total</u> \$
<u>County of San Diego</u>			
<u>Unincorporated (continued)</u>			
Leone Residence Las Colinas E/O Via De La Valle (Install 195 ft. of underground, remove 1 pole and 200 ft. of overhead line) Work orders 5605180, 5605185	1 142	3 087	4 22
Scott Jones 15120 El Camino Real (Install 500 ft. of underground, remove 0 poles and 200 ft. of overhead line) Work orders 5773660, 5773665	1 207	8 005	9 21
Lake Front Shores N/O Lakeside Dr. E/O Vine St. (Install 275 ft. of underground, remove 0 poles and 235 ft. of overhead line) Work orders 5718960, 5718965	3 581	27 022	30 60
Jamul Highlands Olive Vista Dr. S/O Lyons Valley Rd. (Install 250 ft. of underground, remove 2 poles and 150 ft. of overhead line) Work orders 5659700, 5659705	14	3 724	3 73
Summit Grove S.D. Tract 3865 (Install 350 ft. of underground, remove 3 poles and 1080 ft. of overhead line) Work orders 5740490, 5740495	60	5 787	5 84

RULE 20.C
 SAN DIEGO GAS & ELECTRIC COMPANY
 REPORT ON CONVERSIONS OF OVERHEAD TO UNDERGROUND
 ELECTRIC DISTRIBUTION FACILITIES

*#:

<u>Description and Location</u>	<u>Distribution of Costs</u>		
	<u>Utility</u> \$	<u>Others</u> \$	<u>Total</u> \$
<u>County of San Diego</u>			
<u>Unincorporated (continued)</u>			
Le Brean Lot Split E/S Marine View S/O Ramona Pl. (Install 825 ft. of underground, remove 2 poles and 450 ft. of overhead line) Work orders 5773470, 5773475	339	3 171	3 51
Ralph Bwy. Apts. 4th Ave. @ Kittiwake Ln. (Install 100 ft. of underground, remove 2 poles and 90 ft. of overhead line) Work orders 5589680, 5589685	153	1 200	1 35
Don Ewing 4640 Hwy 78 (Install 31 ft. of underground, remove 1 pole and 90 ft. of overhead line) Work orders 5695270, 5695275	399	979	1 37
Cole Properties 16837 El Zorro VS (Install 250 ft. of underground, remove 1 pole and 100 ft. of overhead line) Work orders 5734160, 5734165	69	740	80
Gillespie Field Ind. Park Billy Mitchell Dr. E/O Cuyamaca St. (Install 275 ft. of underground, remove 3 poles and 330 ft. of overhead line) Work orders 5553910, 5553915	772	6 224	6 99

RULE 20.C
 SAN DIEGO GAS & ELECTRIC COMPANY
 REPORT ON CONVERSIONS OF OVERHEAD TO UNDERGROUND
 ELECTRIC DISTRIBUTION FACILITIES

<u>Description and Location.</u>	<u>Distribution of Costs</u>		
	<u>Utility</u> \$	<u>Others</u> \$	<u>Total</u> \$
<u>County of San Diego</u>			
<u>Unincorporated (continued)</u>			
Mission Gorge Plaza Mission Gorge Rd. @ Cuyamaca St. (Install 220 ft. of underground, remove 0 poles and 210 ft. of overhead line) Work orders 5605090, 5606095	6 104	17 303	23 40
Las Brisas S. Sierra Ave. N/O Linda Mar Dr. (Install 523 ft. of underground, remove 1 pole and 100 ft. of overhead line) Work orders 5635690, 5635695	173	1 366	1 539
Matrix Concos #1 W/O 3rd Ave. S/O I St. (Install 110 ft. of underground, remove 1 pole and 150 ft. of overhead line) Work orders 5454570, 5454575	143	11 660	11 803
Citrus Hills Estates Idaho Ave. W/O Citrus Ave. (Install 200 ft. of underground, remove 1 pole and 300 ft. of overhead line) Work orders 5450650, 5450655	150	3 737	3 887
<u>Del Mar</u>			
Goodwin Construction Co. 2936 Camino Del Mar (Install 153 ft. of underground, remove 1 pole and 127 ft. of overhead line) Work orders 5718870, 5718875	157	1 645	1 802

RULE 20.C
 SAN DIEGO GAS & ELECTRIC COMPANY
 REPORT ON CONVERSIONS OF OVERHEAD TO UNDERGROUND
 ELECTRIC DISTRIBUTION FACILITIES

<u>Description and Location</u>	<u>Distribution of Costs</u>		
	<u>Utility</u> \$	<u>Others</u> \$	<u>Total</u> \$
<u>County of San Diego</u>			
<u>Del Mar (continued)</u>			
Sea Grove Park Ocean Ave. @ 15th St. (Install 125 ft. of underground, remove 1 pole and 125 ft. of overhead line) Work orders 5788200, 5788205	126	1 685	1 81
<u>La Mesa</u>			
La Mesa Tract 73-10 Date Ave. E/O Vista Dr. (Install 220 ft. of underground, remove 2 poles and 850 ft. of overhead line) Work orders 5511460, 5511465	2 521	4 249	6 77
Villa De Fanta Condos. 7940 University Ave. (Install 450 ft. of underground, remove 3 poles and 200 ft. of overhead line) Work orders 5606520, 5606525	264	5 087	5 35
<u>Lemon Grove</u>			
64 Unit Motel 8429 Broadway (Install 750 ft. of underground, remove 0 poles and 80 ft. of overhead line) Work orders 5624090, 5624095	65	1 228	1 29
Berryland Estates McKnight Dr. N/O San Pasqual St. (Install 550 ft. of underground, remove 1 pole and 585 ft. of overhead line) Work orders 5687580, 5687585	879	8 754	9 63



San Diego Gas & Electric

PUG 100
C. 8209

March 31, 1983

Public Utilities Commission
State of California
State Building
San Francisco, CA 94102

Attention: Mr. Joseph E. Bodovitz
Executive Director

Gentlemen:

In accordance with ordering Paragraph 7 of Decision 73078 in Case 8209, San Diego Gas and Electric Company is submitting herewith a full report on conversion work completed during the year 1982, including a list and description of each project and indicating the distribution of costs as between the utility and others. You will find the report broken into three categories of Rule 20A, 20B, and 20C.

The overall status of our Rule 20A conversion program in our service territory as of December 31, 1982, and list of definitions, in accordance with the format requested by the California Public Utilities Commission is contained in the attached information.

Sincerely,
San Diego Gas and Electric Company

By: C. Richard Swanson
C. Richard Swanson, Manager
Regulatory Affairs Department

CRS/CAF:tal

Attachment

cc: J.E. Thomas
D.P. Barrios

bcc: F.W. DeVore (w/attm.)
R.L. Meyer (w/attm.)
R.K. Fuller (w/attm.)
B.J. Williams (w/attm.)
D.L. Hopkins (w/o attm.)
E.E. O'Hara (w/o attm.)
T.L. Whyte (w/o attm.)
J.P. Agosta (w/attm.)
N.J. Downey (w/attm.)
C.A. Fremo (w/attm.)
G. Schmidt (PG&E) (w/attm.)
G.F. Clifton, Jr. (PG&E) (w/attm.)
P.L. Martin S.C.E. (w/attm.)
K.R. Gudger S.C.E. (w/attm.)

REPORT OF RULE 20A CONVERSIONS

UTILITY SAN DIEGO GAS & ELECTRIC

YEAR ENDING 1982

ALLOCATIONS FOR CONVERSIONS

1. Total Allocations(1968-1981)		<u>77,538,227</u>
2. Report Year's Allocation(1982)	<u>6,734,000</u>	
3. Total Allocations Through Report Year(1968-1982) (1+2)		<u>84,272,227</u>

EXPENDITURES FOR CONVERSIONS

4. Total Expended for Completed Conversions(1968-1981) (from 1981 report)	<u>65,536,566</u>	
5. Total Report Year Expended for Completed Conversions (1982)	<u>5,216,781</u>	
6. Total Expended for Completed Conversions Through Report Year(1968-1982)(4+5)		<u>70,753,347</u>
7. Total Expended on Conversions Not Completed by Report Year-End(1982)	<u>8,060,871</u>	
8. Total Expended(6+7)		<u>78,814,218</u>

TOTAL UNEXPENDED FUNDS(3-8)

9. If Expenditures are Greater Than Allocations		<u>-0-</u>
10. If Allocations are Greater Than Expenditures [One of the above(9or10) will always be"0"]		<u>5,458,009</u>

FUNDS COMMITTED

11. Total Funds Authorized to Complete Partially Completed Jobs shown on Line 7.	<u>9,838,763</u>	
12. Funds for Jobs Not Under Construction where U.G. Districts have been formed under enabling legislation.	<u>14,514,710</u>	
13. Total Committed (11+12)		<u>24,353,473</u>

ADDITIONAL FUNDS COMMITTED

14. Funds Required for Identified Projects Under Study by Active U.G. Communities as of Report Year Ending (1982)	<u>3,162,899</u>	
--	------------------	--

MEMO INFORMATION

15. Advance for Specific Communities Beyond Current Allocations		<u>-0-</u>
16. Reserve Funds Held For Specific Communities for Which No Specific Current Projects are Under Study as of Report Year-End.		<u>-0-</u>
17. Expenditures to Case 9365 (Transmission Dollars which are Included in the Total Cost above in Line 8)		<u>2,890,124</u>

RULE 20A DEFINITIONS

1. Total Rule 20A funds committed by the Utility. This amount is equal to the Company's total allocation from the year of inception to prior report year.
2. This amount is the Company total for the report year Rule 20A allocation.
3. Total of line 1 plus line 2 which is the base for this year's report.
4. Total expended for completed conversion jobs from inception through prior report year.
5. Total expended for completed conversion jobs for the report year.
6. Total of line 4 plus line 5.
7. Total expended for conversion jobs not yet completed through report year.
8. Total of line 6 plus line 7.
9. Expenditures that are greater than allocations:
Line 8 minus line 3 = overexpended funds.
10. Expenditures that are less than allocations:
Line 3 minus line 8 = unexpended funds.
11. Total funds authorized to complete the conversion jobs reported in item line 7.
12. Funds committed for conversion jobs where the Underground District has been established under enabling legislation.
13. Total of line 11 plus line 12.
14. Additional funds committed for specific identified jobs under study by active U.G. communities as of report year ending.
15. The total sum for specific aggressive communities that have expended and committed funds that exceed their report year allocation.
16. The total sum for specific communities that have not expended or committed funds equal to their report year allocation.
17. Expenditures to Case 9365 (Transmission dollars which are included in line 8 above).

TOTAL SUMMARY
 - BY RULE -
 SAN DIEGO GAS & ELECTRIC COMPANY
 REPORT ON CONVERSIONS OF OVERHEAD TO UNDERGROUND
 ELECTRIC DISTRIBUTION FACILITIES
 YEAR 1982

<u>Rule</u>	<u>Location</u>	<u>Distribution of Costs</u>		
		<u>Utility</u>	<u>Others</u>	<u>Total</u>
		\$	\$	\$
20A	City of San Clemente	-0-	-	-0-
	City of San Juan Capistrano	-0-	-	-0-
	County of Orange Unincorporated	-0-	-	-0-
	City of Carlsbad	(6,089)	-	(6,089)
	City of Chula Vista (HPSV Only)	261,289	-	261,289
	City of Coronado	119,319	-	119,319
	City of Del Mar (HPSV Only)	2,290	-	2,290
	City of El Cajon	499,228	-	499,228
	City of Escondido	274,599	-	274,599
	City of Imperial Beach (HPSV Only)	68,471	-	68,471
	City of La Mesa	448,031	-	448,031
	City of Lemon Grove	-0-	-	-0-
	City of National City (HPSV Only)	207,245	-	207,245
	City of Oceanside (HPSV Only)	568,607	-	568,607
	City of San Diego	905,554	-	905,554
	City of San Marcos	-0-	-	-0-
	City of Vista	593,063	-	593,063
	City of Poway	-0-	-	-0-
	City of Santee	-0-	-	-0-
	County of San Diego Unincorporated	1,275,174	-	1,275,174
	Total Rule 20A	5,216,781.00		5,216,781.00
20B	City of Carlsbad	85,625	80,661	166,286
	City of Chula Vista	293,677	596,106	889,783
	City of El Cajon	15,786	22,762	38,548
	City of Escondido	216,038	147,116	363,154
	City of National City	3,959	23,310	27,269
	City of Oceanside	75,823	126,979	202,802
	City of Poway	42,531	41,992	84,523
	City of San Diego	322,259	434,731	756,990
	County of San Diego	47,831	62,366	110,197
	City of San Marcos	8,711	14,348	23,059
	City of Santee	49,543	80,775	130,318
	City of Vista	65,818	28,582	94,400
	City of San Juan Capistrano	10,534	31,273	41,807
	City of San Clemente	32,520	18,124	50,644
	Total Rule 20B	1,270,655	1,709,125	2,979,780

TOTAL SUMMARY
 - BY RULE -
 SAN DIEGO GAS & ELECTRIC COMPANY
 REPORT ON CONVERSIONS OF OVERHEAD TO UNDERGROUND
 ELECTRIC DISTRIBUTION FACILITIES
 YEAR 1982

<u>Rule</u>	<u>Location</u>	<u>Distribution of Costs</u>		
		<u>Utility</u>	<u>Others</u>	<u>Total</u>
		\$	\$	\$
20C	City of Carlsbad	376	6,254	6,630
	City of Chula Vista	5,043	43,615	48,658
	City of Del Mar	167	2,109	2,276
	City of El Cajon	2,941	9,909	12,850
	City of Escondido	1,098	56,006	57,104
	City of La Mesa	4,679	79,900	84,579
	City of National City	111	4,765	4,876
	City of Oceanside	-0-	1,607	1,607
	City of Poway	23,536	94,852	118,388
	City of San Diego	34,702	318,278	352,980
	County of San Diego	122,543	349,290	471,833
	City of San Marcos	1,921	14,159	16,080
	City of Santee	3,038	30,257	33,295
	City Vista	3,039	39,932	42,971
	City of San Juan Capistrano	7,576	14,563	22,139
	County of Orange	39,551	53,068	92,619
	Total Rule 20C	250,321	1,118,564	1,368,885

RULE 20.A
 SAN DIEGO GAS & ELECTRIC COMPANY
 REPORT ON CONVERSIONS OF OVERHEAD TO UNDERGROUND
 ELECTRIC DISTRIBUTION FACILITIES

<u>Description and Location</u>	<u>Distribution of Costs</u>		
	<u>Utility</u> \$	<u>Others</u> \$	<u>Total</u> \$
<u>County of San Diego</u>			
<u>Carlsbad</u>			
HPSV changeout adjustment on 1981 report (Install 663 lights) Work orders 5755260	(6 089)	-0-	6 089
<i>(6 089) should be credit</i>			
<u>Chula Vista</u>			
HPSV street light changeout (Install 1141 lights) Work orders 5755260	261 289 ✓	-0-	261 289
<u>Coronado</u>			
HPSV street light changeout (Install 275 lights) Work orders 5755260	62 975 ✓	-0-	62 975
Orange Ave Orange at 2nd Street (Install 450 ft. of underground, remove 1 pole and 540 ft. of overhead line) Work orders 5799430, 5799435	56 344 ✓	-0-	56 344
<u>Del Mar</u>			
HPSV street light changeout (Install 10 lights) Work orders 5755260	2 290 ✓	-0-	2 290
<u>El Cajon</u>			
HPSV street light changeout 1981 adjusted changeout cost (Install 1006 lights) Work orders 5755260	(51 347) ✓	-0-	(51 347)
El Cajon Blvd. Chase to Main Street (Install 3738 ft. of underground, remove 10 poles and 1560 ft. of overhead line) Work orders 5796530, 5796535	550 575 ✓	-0-	550 575

RULE 20.A
 SAN DIEGO GAS & ELECTRIC COMPANY
 REPORT ON CONVERSIONS OF OVERHEAD TO UNDERGROUND
 ELECTRIC DISTRIBUTION FACILITIES

<u>Description and Location</u>	<u>Distribution of Costs</u>		
	<u>Utility</u> \$	<u>Others</u> \$	<u>Total</u> \$
<u>County of San Diego</u>			
<u>Escondido</u>			
HPSV street lights changeout Changeout adjustment from 1981 report (Install 543 lights) Work orders 5755260	2 961 ✓	-0-	2 961
Felicita Ave. Center City Parkway to Escondido Blvd. (Install 1500 ft. of underground, remove 8 poles and 1225 ft. of overhead line) Work orders 5735360, 5735365	271 638 ✓	-0-	271 638
<u>Imperial Beach</u>			
HPSV street light changeout (Install 299 lights) Work orders 5755260	68 471	-0-	68 471
<i>Cancelled 1983</i>			
<u>La Mesa</u>			
HPSV street light changeout (Install 832 lights) Work orders 5755260	190 528 ✓	-0-	190 528
University Ave. La Mesa Blvd. to Lee Ave. (Install 1775 ft. of underground, remove 11 poles and 1730 ft. of overhead line) Work orders 5828400, 5828405	257 503 ✓	-0-	257 503
<u>National City</u>			
HPSV street light changeout (Install 905 lights) Work orders 5755260	207 245	-0-	207 245
<i>Cancelled 1983</i>			
<u>Oceanside</u>			
HPSV street light changeout (Install 2483 lights) Work orders 5755260	568 607 ✓	-0-	568 607

RULE 20.A
 SAN DIEGO GAS & ELECTRIC COMPANY
 REPORT ON CONVERSIONS OF OVERHEAD TO UNDERGROUND
 ELECTRIC DISTRIBUTION FACILITIES

<u>Description and Location</u>	<u>Distribution of Costs</u>		
	<u>Utility</u> \$	<u>Others</u> \$	<u>Total</u> \$
<u>County of San Diego</u>			
<u>San Diego</u>			
Talbot Street (12kv) Canon to Evergreen (Install 512 ft. of underground, remove 20 pole and 3350 ft. of overhead line) Work order 5801790, 5801795 5801796	691 322 ✓	-0-	691 322
Smythe Ave Beyer Blvd. to Foothill (Install 325 ft. of underground, remove 7 poles and 342 ft. of overhead line) Work orders 5799520, 5799525	16 194 ✓	-0-	16 194
Health Center Drive Sharp's Hospital at Vista Hills (Install 640 ft. of underground, remove 9 poles and 1950 ft. of overhead line) Work orders 5787660, 5787665	47 658 ✓	-0-	47 658
Gas Lamp III 4th Ave. Market to Island 5th Ave. at Island at "K" Street (Install 844 ft. of underground, remove 3 poles and 505 ft. of overhead line) Work order 5797390, 5797395	150 380 ✓	-0-	150 380
<u>Vista</u>			
HPSV street light changeout (Install 450 lights) Work orders 5755260	103 050 ✓	-0-	103 050
Bobier Drive Santa Fe to City Limits (Install 3100 ft. of underground, remove 22 poles and 3215 ft. of overhead line) Work orders 5804830, 5804831 5804835	490 013 ✓	-0-	490 013

RULE 20.A
 SAN DIEGO GAS & ELECTRIC COMPANY
 REPORT ON CONVERSIONS OF OVERHEAD TO UNDERGROUND
 ELECTRIC DISTRIBUTION FACILITIES

<u>Description and Location</u>	<u>Distribution of Costs</u>		
	<u>Utility</u> \$	<u>Others</u> \$	<u>Total</u> \$
<u>County of San Diego</u>			
<u>Unincorporated</u>			
HPSV street light changeout (Install 5580 lights) Work orders 5755260	1 277 820 ✓	-0-	1 277 820
Highway I-15 at Hwy 76 Frontage Road Adjustment to 1981 Final Report (Install 0 ft. of underground, remove 0 poles and 0 ft. of overhead line) Work orders 5693530, 5753030 5753035	(2 646) ✓	-0-	(2 646)

RULE 20.B
 SAN DIEGO GAS & ELECTRIC COMPANY
 REPORT ON CONVERSIONS OF OVERHEAD TO UNDERGROUND
 ELECTRIC DISTRIBUTION FACILITIES

<u>Description and Location</u>	<u>Distribution of Costs</u>		
	<u>Utility</u> \$	<u>Others</u> \$	<u>Total</u> \$
<u>County of San Diego</u>			
<u>Carlsbad</u>			
Carlsbad Tract 80-25 La Costa Meadowbrook El Fuerte St. at Unicorn St. (Install 680 ft. of underground, remove 0 poles and 1280 ft. of overhead line) Work orders 5812751, 5812756	55 900	37 919	93 819
Carlsbad Tract 79-28 Swallow Lane E/O El Camino Real (Install 1095 ft. of underground, remove 2 poles and 1050 ft. of overhead line) Work orders 5805050, 5805055	29 725	42 742	72 467
<u>Chula Vista</u>			
Convert OH to UG Transmission Dip Sweetwater - Sunnyside "H" St. E/O I-805 (Install 2,482 ft. of underground, remove 22 poles and 11,141 ft. of overhead line) Work orders 5726460, 5726910 5726915	35 475	293 059	328 534
San Diego Unified Port District "G" St. at Sandpiper Way (Install 3000 ft. of underground, remove 4 poles and 5298 ft. of overhead line) Work orders 5796470, 5796475	12 838	26 139	38 977
La Bonita Condos Bonita Rd., Willow Street to Otay Lakes Road (Install 1350 ft. of underground, remove 9 poles and 1460 ft. of overhead line) Work orders 5759610, 5759615	6 509	144 167	150 676

RULE 20.B
 SAN DIEGO GAS & ELECTRIC COMPANY
 REPORT ON CONVERSIONS OF OVERHEAD TO UNDERGROUND
 ELECTRIC DISTRIBUTION FACILITIES

<u>Description and Location</u>	<u>Distribution of Costs</u>		
	<u>Utility</u> \$	<u>Others</u> \$	<u>Total</u> \$
<u>County of San Diego</u>			
<u>Chula Vista</u>			
Main Street at Melrose Ave. (Install 700 ft. of underground, remove 4 poles and 975 ft. of overhead line) Work orders 5714710, 5714715	52 233	62 348	114 581
So. Bay Regional Center 3rd Ave., between "H" & "I" Street (Install 1800 ft. of underground, remove 16 poles and 1193 ft of overhead line) Work orders 5718880, 5718885	173 589	50 006	223 595
Chula Vista Redevelopment Town Center 4th Ave. at Center Street (Install 590 ft. of underground, remove 5 poles and 865 ft. of overhead line) Work orders 5711011, 5711015	13 035	20 387	33 422
<u>El Cajon</u>			
Fletcher Terrace Unit 3 Loma Portal at Heron Drive (Install 1070 ft. of underground, remove 2 poles and 840 ft. of overhead line) Work orders 5659020, 5659025	13 878	17 152	31 030
East County Regional Center Ballantyne St. at Park Ave. (Install 250 ft. of underground, remove 4 poles and 490 ft. of overhead line) Work orders 5767160, 5767165	1 908	5 610	7 518

RULE 20.B
 SAN DIEGO GAS & ELECTRIC COMPANY
 REPORT ON CONVERSIONS OF OVERHEAD TO UNDERGROUND
 ELECTRIC DISTRIBUTION FACILITIES

<u>Description and Location</u>	<u>Distribution of Costs</u>		
	<u>Utility</u> \$	<u>Others</u> \$	<u>Total</u> \$
<u>County of San Diego</u>			
<u>Escondido</u>			
Escondido Tract 477 Escondido Auto Park Vineyard Ave. E/O Anderson Drive (Install 1200 ft. of underground, remove 17 poles and 5695 ft. of overhead line) Work orders 5807000, 5807005	80 642	92 542	173 184
County of San Diego Tract 3901, Phase I Circle "R" Drive N/O Old Castle Road (Install 2610 ft. of underground, remove 10 poles and 4325 ft. of overhead line) Work orders 5779950, 5779955	125 171	32 910	158 081
Escondido Tract 419 E/S Bear Valley Parkway S/O Falconer Road (Install 570 ft. of underground, remove 5 poles and 1120 ft. of overhead line) Work orders 5768220, 5768225	10 225	21 664	31 889
<u>National City</u>			
"A" Ave, 10th to 12th Street (Install 780 ft. of underground, remove 7 poles and 515 ft. of overhead line) Work orders 5773400, 5773401 5773405, 5773406	3 959	23 310	27 269
<u>Oceanside</u>			
Copperwood Center Mission Ave., E/O Foussat Road (Install 1100 ft. of underground, remove 4 poles and 800 ft. of overhead line) Work orders 5754090, 5754095	43 874	53 189	97 063

RULE 20.B
 SAN DIEGO GAS & ELECTRIC COMPANY
 REPORT ON CONVERSIONS OF OVERHEAD TO UNDERGROUND
 ELECTRIC DISTRIBUTION FACILITIES

<u>Description and Location</u>	<u>Distribution of Costs</u>		
	<u>Utility</u> \$	<u>Others</u> \$	<u>Total</u> \$
<u>County of San Diego</u>			
<u>Oceanside</u>			
Sea Mesa Phase A & B S/S Mesa Drive W/O El Camino Real (Install 1548 ft. of underground, remove 3 poles and 1090 ft. of overhead line) Work order 5656640, 5656645	31 949	73 790	105 739
<u>Poway</u>			
Tract 3864 E/O Espola Road at Twin Peaks Road (Install 1550 ft. of underground, remove 8 poles and 1250 ft. of overhead line) Work orders 5719820, 5719825	42 531	41 992	84 523
<u>San Diego</u>			
Scripps Hill 69kv Convert OH TL 639 to UG Sycamore Canyon, Rue Biarritz at Rue Cheaumont (Install 1056 ft. of underground, remove 3 poles and 2000 ft. of overhead line) Work orders 5726540, 5726541	13 865	57 396	71 261
Health Center Drive Health Center Drive at Vista Hills Ave. (Install 220 ft. of underground, remove 1 pole and 450 ft. of overhead line) Work orders 5787660, 5787665	3 193	19 464	22 657
College Grove Condos 54th Street at College Grove Dr. (Install 700 ft. of underground, remove 5 poles and 820 ft. of overhead line) Work orders 5710730, 5710735	23 971	6 391	30 362

RULE 20.B
 SAN DIEGO GAS & ELECTRIC COMPANY
 REPORT ON CONVERSIONS OF OVERHEAD TO UNDERGROUND
 ELECTRIC DISTRIBUTION FACILITIES

<u>Description and Location</u>	<u>Distribution of Costs</u>		
	<u>Utility</u> \$	<u>Others</u> \$	<u>Total</u> \$
<u>County of San Diego</u>			
<u>San Diego</u>			
Morena Industrial Center Morena Blvd. at Jutland Dr. (Install 475 ft. of underground, remove 4 poles and 850 ft. of overhead line) Work orders 5740280, 5740285	38 723	24 894	63 617
Murray Frazee Subdivision Phase A & B Murray Canyon Road & Frazee Road (Install 1250 ft. of underground, remove 5 poles and 1350 ft. of overhead line) Work orders 5798560, 5798565	12 392	15 760	28 152
Mission Pacific Units Number 1 & 2 Mission Gorge Road & Deerfield Street (Install 980 ft. of underground, remove 10 poles and 3000 ft. of overhead line) Work orders 5801841, 5801845	136 938	91 748	228 686
Santa Fe Industrial Park & Conversion Dixieline Lumber Co. & McKellar Business Center, Miramar Road at Carroll Road (Install 2360 ft. of underground, remove 14 poles and 2050 ft. of overhead line) Work orders 5798510, 5798512 5798513, 5798515 5798517	86 320	216 065	302 385
Lyon Meadowood # 1 Phase II, S/O Oro Vista Rd. W/O International Road (Install 730 ft. of underground, remove 6 poles and 1870 ft. of overhead line) Work orders 5782100, 5782105	6 858	3 013	9 871

RULE 20.B
 SAN DIEGO GAS & ELECTRIC COMPANY
 REPORT ON CONVERSIONS OF OVERHEAD TO UNDERGROUND
 ELECTRIC DISTRIBUTION FACILITIES

<u>Description and Location</u>	<u>Distribution of Costs</u>		
	<u>Utility</u> \$	<u>Others</u> \$	<u>Total</u> \$
<u>County of San Diego</u>			
<u>Unincorporated</u>			
Rams Hill Conversion & Clinic Yaqui Pass Road S/O Borrego Spings Rd. Borrego Springs (Install 2100 ft. of underground, remove 4 poles and 2100 ft. of overhead line) Work orders 5803820, 5803825	21 374	39 050	60 424
County of San Diego Tract 3893 Alpha Beta Shopping Center Main St. E/O Montecito Rd. Ramona (Install 1500 ft. of underground, remove 7 poles and 1325 ft. of overhead line) Work orders 5724720, 5724725	14 400	10 576	24 976
Alpine Glen Condos W. Victoria Drive N/O Alpine Blvd. Alpine (Install 264 ft. of underground, remove 1 pole and 205 ft. of overhead line) Work orders 5724230, 5724235	6 606	8 824	15 430
Edmund Gann 3015 El Camino Del Norte Rancho Sante Fe (Install 1300 ft. of underground, remove 3 poles and 730 ft. of overhead line) Work orders 5792150, 5792155	5 451	3 917	9 368

RULE 20.B
 SAN DIEGO GAS & ELECTRIC COMPANY
 REPORT ON CONVERSIONS OF OVERHEAD TO UNDERGROUND
 ELECTRIC DISTRIBUTION FACILITIES

<u>Description and Location</u>	<u>Distribution of Costs</u>		
	<u>Utility</u> \$	<u>Others</u> \$	<u>Total</u> \$
<u>County of San Diego</u>			
<u>San Marcos</u>			
Peacock Park Unit 4 Mulberry Drive S/O Vineyard Ave. (Install 1000 ft. of underground, remove 2 poles and 855 ft. of overhead line) Work order 5668880, 5668885	8 711	14 348	23 059
<u>Santee</u>			
County of San Diego Tract 3710 Phase 2 Woodside Ave. At Northcote Road (Install 2850 ft. of underground, remove 11 poles and 2490 ft. of overhead line) Work orders 5694080, 5694085	49 543	80 775	130 318
<u>Vista</u>			
County of San Diego Tract 3791 Gopher Canyon Road At Vista Valley Drive (Install 5550 ft. of underground, remove 10 poles and 3980 ft. of overhead line) Work orders 5760610, 5760615	65 818	28 582	94 400
<u>County of Orange</u>			
<u>San Clemente</u>			
San Clemente Inn LTD. Ave. Esplandian S/O Calafia Street (Install 780 ft. of underground, remove 3 poles and 670 ft. of overhead line) Work orders 5823090, 5823095	32 520	18 124	50 644

RULE 20.B
 SAN DIEGO GAS & ELECTRIC COMPANY
 REPORT ON CONVERSIONS OF OVERHEAD TO UNDERGROUND
 ELECTRIC DISTRIBUTION FACILITIES

<u>Description and Location</u>	<u>Distribution of Costs</u>		
	<u>Utility</u> \$	<u>Others</u> \$	<u>Total</u> \$
<u>County of Orange</u>			
<u>San Juan Capistrano</u>			
Tract 11036 E/O Alpaz Street N/O Camino Del Avion (Install 450 ft. of underground, remove 2 poles and 490 ft. of overhead line) Work orders 5809460, 5809465	4 967	23 197	28 164
Rancho Mission Viejo Corp. Office PPN Ortega Hwy 2 MI E/O I-5 (Install 837 ft. of underground remove 2 poles and 370 ft. of overhead line) Work orders 5707800, 5707805	5 567	8 076	13 643

RULE 20.C
 SAN DIEGO GAS & ELECTRIC COMPANY
 REPORT ON CONVERSIONS OF OVERHEAD TO UNDERGROUND
 ELECTRIC DISTRIBUTION FACILITIES

<u>Description and Location</u>	<u>Distribution of Costs</u>		
	<u>Utility</u> \$	<u>Others</u> \$	<u>Total</u> \$
<u>County of San Diego</u>			
<u>Carlsbad</u>			
Merrywood Apts. 2563-85 Jefferson Street (Install 160 ft. of underground, remove 4 poles and 540 ft. of overhead line) Work orders 5772800, 5772805	304	5,281	5 585
Don Gallacher 4103 Park Drive (Install 155 ft. of underground, remove 1 poles and 80 ft. of overhead line) Work orders 5834770, 5834775	72	974	1 046
<u>Chula Vista</u>			
Rancho Anita Industrial Park S/S Anita Street W/O Industrial Blvd. (Install 880 ft. of underground, remove 3 poles and 825 ft. of overhead line) Work orders 5781380, 5781385	5 043	42 571	47 614
Bay Front Redevelopment "F" Street, W/O Bay Blvd. (Install 80 ft. of underground, remove 0 poles and 70 ft. of overhead line) Work orders 5799700, 5799705	-0-	1 045	1 045
<u>Del Mar</u>			
Frank Warren 3010 Sandy Lane (Install 160 ft. of underground, remove 1 pole and 140 ft. of overhead line) Work orders 5853850, 5853855	165	2 109	2 276

RULE 20.C
 SAN DIEGO GAS & ELECTRIC COMPANY
 REPORT ON CONVERSIONS OF OVERHEAD TO UNDERGROUND
 ELECTRIC DISTRIBUTION FACILITIES

<u>Description and Location</u>	<u>Distribution of Costs</u>		
	<u>Utility</u> \$	<u>Others</u> \$	<u>Total</u> \$
<u>County of San Diego</u>			
<u>El Cajon</u>			
Orchid Hill Estates Greenfield Drive & Valley View Drive (Install 700 ft. of underground, remove 1 pole and 290 ft. of overhead line) Work orders 5694120, 5694125 5694126	2 941	9 909	12 850
<u>Escondido</u>			
Esc. Public Library Kalmia Street at Second Ave. (Install 640 ft. of underground, remove 5 poles and 780 ft. of overhead line) Work orders 5768250, 5768255	511	13 626	14 137
Grape Day Park Woodward Ave. W/O Broadway (Install 210 ft. of underground, remove 4 poles and 640 ft. of overhead line) Work orders 5791700, 5791705	-0-	1 443	1 443
Esc. Tract 477 Esc. Auto Park Vineyard Ave. E/O Anderson Drive (Install 1100 ft. of underground, remove 7 poles and 1010 ft. of overhead line) Work orders 5807000, 5807005	135	30 468	30 603
Katje Lot Split Via Sendero W/O Via Loma Vista (Install 107 ft. of underground, remove 1 poles and 800 ft. of overhead line) Work orders 5826130, 5826135	451	9 240	9 691

RULE 20.C
 SAN DIEGO GAS & ELECTRIC COMPANY
 REPORT ON CONVERSIONS OF OVERHEAD TO UNDERGROUND
 ELECTRIC DISTRIBUTION FACILITIES

<u>Description and Location</u>	<u>Distribution of Costs</u>		
	<u>Utility</u> \$	<u>Others</u> \$	<u>Total</u> \$
<u>County of San Diego</u>			
<u>Escondido</u>			
Esc. Tract 351 Bear Valley Parkway N/O Mary Lane (Install 180 ft. of underground, remove 2 poles and 516 ft. of overhead line) Work orders 5718830, 5718835	-0-	1 230	1 230
<u>La Mesa</u>			
Del Cerro Shores # 1 Del Cerro Blvd. E/O Madra Ave. (Install 720 ft. of underground, remove 0 poles and 700 ft. of overhead line) Work orders 5733910, 5733915	1 952	43 340	45 292
Payne Conversion Bonnie Lane E/O Fuerte Drive (Install 320 ft. of underground, remove 1 pole and 310 ft. of overhead line) Work order 5779420, 5779425	1 596	9 447	11 043
La Mesa Tract 77-3 N/S Parkway Drive W/O Baltimore Drive (Install 2758 ft. of underground, remove 7 poles and 1200 ft. of overhead line) Work orders 5735370, 5735375	1 131	27 113	28 244
<u>National City</u>			
Palm Ave. Terrace Phase I Palm Ave. S/O 8th Street (Install 120 ft. of underground, remove 0 poles and 240 ft. of overhead line) Work orders 5693500, 5693505	111	4 765	4 876

RULE 20.C
 SAN DIEGO GAS & ELECTRIC COMPANY
 REPORT ON CONVERSIONS OF OVERHEAD TO UNDERGROUND
 ELECTRIC DISTRIBUTION FACILITIES

<u>Description and Location</u>	<u>Distribution of Costs</u>		
	<u>Utility</u> \$	<u>Others</u> \$	<u>Total</u> \$
<u>County of San Diego</u>			
<u>Oceanside</u>			
Sea Mesa Unit # 3 Foussat Road at Mesa Dr. (Install 350 ft. of underground, remove 0 poles and 0 ft. of overhead line) Work orders 5760520	-0-	1 607	1 607
<u>Poway</u>			
Casa Real Poway # 7 E/O Pomerado Road S/O Kaitz Drive (Install 170 ft. of underground, remove 4 poles and 786 ft. of overhead line) Work orders 5686920, 5686925	11 311	42 680	53 991
Tract 3503-2 Poway Woods # 2, Phase #1 Pomerado Road at Heath Dr. (Install 1750 ft. of underground, remove 4 poles and 1090 ft. of overhead line) Work orders 5707760, 5707765	12 225	52 172	64 397
<u>San Diego</u>			
Robert Insinger 5905 Camino De La Costa La Jolla (Install 230 ft. of underground, remove 2 poles and 209 ft. of overhead line) Work orders 5833420, 5833425	465	13 286	13 751
Skyline Paradise Unit I, Phase I Skyline Drive E/O Cielo Drive (Install 338 ft. of underground, remove 0 poles and 160 ft. of overhead line) Work orders 5723850, 5723855	421	11 371	11 792

RULE 20.C
 SAN DIEGO GAS & ELECTRIC COMPANY
 REPORT ON CONVERSIONS OF OVERHEAD TO UNDERGROUND
 ELECTRIC DISTRIBUTION FACILITIES

<u>Description and Location</u>	<u>Distribution of Costs</u>		
	<u>Utility</u> \$	<u>Others</u> \$	<u>Total</u> \$
<u>County of San Diego</u>			
<u>San Diego</u>			
Stadium Park East Alvarado Canyon Road (Install 450 ft. of underground, remove 2 poles and 458 ft. of overhead line) Work orders 5798520, 5798525	408	16 223	16 631
Topaz Properties 9192 Topaz Way (Install 1100 ft. of underground, remove 12 poles and 1359 ft. of overhead line) Work orders 5781070, 5781075	10 926	62 255	73 181
Balboa Parkview 10th Ave., N/O Cedar Street (Install 263 ft. of underground, remove 1 pole and 275 ft. of overhead line) Work orders 5792251, 5792256	117	5 644	5 761
Ridgegate La Jolla Soledad Mtn. Road at Ridgegate Row (Install 180 ft. of underground, remove 1 pole and 210 ft. of overhead line) Work orders 5787471, 5787475	696	29 133	29 829
Mercy Hospital Conversion 4th Ave. at Lewis Street (Install 310 ft. of underground, remove 1 pole and 300 ft. of overhead line) Work orders 5744590, 5744595	292	88 322	88 614
Dr. Redford 7977 Roseland Drive La Jolla (Install 55 ft. of underground, remove 1 pole and 250 ft. of overhead line) Work orders 5821840, 5821845	111	2 465	2 576

RULE 20.C
 SAN DIEGO GAS & ELECTRIC COMPANY
 REPORT ON CONVERSIONS OF OVERHEAD TO UNDERGROUND
 ELECTRIC DISTRIBUTION FACILITIES

<u>Description and Location</u>	<u>Distribution of Costs</u>		
	<u>Utility</u> \$	<u>Others</u> \$	<u>Total</u> \$
<u>County of San Diego</u>			
<u>San Diego</u>			
La Jolla Alta Prd. #1 Soledad Rd. S/O Alta La Jolla Drive (Install 100 ft. of underground remove 1 poles and 580 ft. of overhead line) Work orders 5798450, 5798455	343	8 433	8 776
Del Cerro Terrace Camino Rico at Caminito Estrellado (Install 480 ft. of underground, remove 0 poles and 0 ft. of overhead line) Work orders 5324010	3 557	9 062	12 619
Big Sky Industrial Park Main St. & Hollister Ave. (Install 590 ft. of underground, remove 3 poles and 980 ft. of overhead line) Work orders 5779880, 5779885 5779887	17 375	72 083	89 458
<u>Unincorporated</u>			
County of San Diego			
Tract 4157			
The Lumber Yard			
1st between "G" & "J" Sts.			
Encinitas			
(Install 650 ft. of underground, remove 1 poles and 210 ft. of overhead line)			
Work orders 5825430, 5825435	29 217	6 276	35 493
County of San Diego			
Tract 3632			
Anita St. E/O Industrial			
Blvd., Otay			
(Install 1200 ft. of underground remove 4 poles and 835 ft. of overhead line)			
Work orders 5715280, 5715285	21 755	33 682	55 437

RULE 20.C
 SAN DIEGO GAS & ELECTRIC COMPANY
 REPORT ON CONVERSIONS OF OVERHEAD TO UNDERGROUND
 ELECTRIC DISTRIBUTION FACILITIES

<u>Description and Location</u>	<u>Distribution of Costs</u>		
	<u>Utility</u> \$	<u>Others</u> \$	<u>Total</u> \$
<u>County of San Diego</u>			
<u>Unincorporated</u>			
Orinda Village S/W Corner Chesterfield Drive & Newcastle Ave. Cardiff (Install 250 ft. of underground, remove 1 pole and 750 ft. of overhead line) Work orders 5724350, 5724355	1 898	12 304	14 202
Camp Winacka 4720 Boulder Creek Road Julian (Install 530 ft. of underground, remove 1 pole and 300 ft. of overhead line) Work orders 5781900, 5781905 5859780	182	17 762	17 944
Helen Woodard 101 Border Ave. Solana Beach (Install 350 ft. of underground, remove 2 poles and 175 ft. of overhead line) Work orders 5791570, 5791575	(2 041)	4 440	2 399
County of San Diego Tract 3725, Phase 2, Via Monserate W/O Linda Vista Dr. Fallbrook (Install 2250 ft. of underground, remove 5 poles and 1700 ft. of overhead line) Work orders 5800770, 5800775	1 073	31 390	32 463
Alpine View Condos Alpine Blvd. at Louise Dr. Alpine (Install 280 ft. of underground, remove 0 poles and 0 ft. of overhead line) Work order 5831780	146	3 779	3 925

RULE 20.C
 SAN DIEGO GAS & ELECTRIC COMPANY
 REPORT ON CONVERSIONS OF OVERHEAD TO UNDERGROUND
 ELECTRIC DISTRIBUTION FACILITIES

<u>Description and Location</u>	<u>Distribution of Costs</u>		
	<u>Utility</u> \$	<u>Others</u> \$	<u>Total</u> \$
<u>County of San Diego</u>			
<u>Unincorporated</u>			
D.W. Woodridge Conversion 1654 Tavern Road Alpine (Install 480 ft. of underground, remove 4 poles and 810 ft. of overhead line) Work orders 5796260, 5796265	462	9 537	9 999
Vista Arboles Conrad Drive S/O Vista Del Sol Spring Valley (Install 850 ft. of underground, remove 2 poles and 660 ft. of overhead line) Work orders 5642640, 5642645	14 404	36 411	50 815
County of San Diego Tract 3812, Lindo Lake Town Homes Laurel Street & Beechtree Street Lakeside (Install 440 ft. of underground, remove 0 poles and 400 ft. of overhead line) Work orders 5733950, 5733955 5733956, 5733957	44	38 493	38 537
County of San Diego Tract 3599-1 Cerrito Valley Tract Alturas Road S/O Clemmens Lane Fallbrook (Install 350 ft. of underground, remove 3 poles and 320 ft. of overhead line) Work orders 5659230, 5659235	1 375	2 241	3 616
Plaza Manor # 4 Willow Road at Camino De La Plaza Say Ysidro (Install 800 ft. of underground, remove 2 poles and 770 ft. of overhead line) Work orders 5800140, 5800145	9 000	42 377	51 377

RULE 20.C
 SAN DIEGO GAS & ELECTRIC COMPANY
 REPORT ON CONVERSIONS OF OVERHEAD TO UNDERGROUND
 ELECTRIC DISTRIBUTION FACILITIES

<u>Description and Location</u>	<u>Distribution of Costs</u>		
	<u>Utility</u> \$	<u>Others</u> \$	<u>Total</u> \$
<u>County of San Diego</u>			
<u>Unincorporated</u>			
County of San Diego Tract 3725 Rancho Montclair Tract Ramona Drive at Hwy. 76, Fallbrook (Install 2400 ft. of underground remove 0 poles and 0 ft. of overhead line) Work orders 5768300, 5768305	10 024	23 563	33 587
County of San Diego Tract 3540 Gird Road N/O Laketree Lane Fallbrook (Install 1100 ft. of underground, remove 2 poles and 995 ft. of overhead line) Work orders 5787500, 5781615	30 328	50 953	81 281
Mr. D. Simpson & Ms. Jayne E/S El Camino Real S/o Rancho Sereno Rancho Sante Fe (Install 330 ft. of underground, remove 1 poles and 340 ft. of overhead line) Work orders 5812970, 5812975	192	3 542	3 734
Fraser Conversion La Espada, W/O El Zorro Vista Rancho Santa Fe (Install 325 ft. of underground, remove 2 poles and 445 ft. of overhead line) Work orders 5845250, 5845255	829	16 665	17 494

RULE 20.C
 SAN DIEGO GAS & ELECTRIC COMPANY
 REPORT ON CONVERSIONS OF OVERHEAD TO UNDERGROUND
 ELECTRIC DISTRIBUTION FACILITIES

<u>Description and Location</u>	<u>Distribution of Costs</u>		
	<u>Utility</u> \$	<u>Others</u> \$	<u>Total</u> \$
<u>County of San Diego</u>			
<u>Unincorporated</u>			
County of San Diego			
Tract 4005-1 Olive Hill Road N/O			
Burma Road			
Fallbrook			
(Install 540 ft. of underground, remove 2 poles and 530 ft. of overhead line)			
Work orders 5818560, 5818565	3 654	15 372	19 026
<u>San Marcos</u>			
Bent Ave. Industrial Park			
Bent Ave. S/O San Marcus Blvd.			
(Install 25 ft. of underground, remove 2 poles and 350 ft. of overhead line)			
Work orders 5745020, 5745025	63	1 786	1 849
Vista Patricia			
Grand Ave. At			
Las Flores			
(Install 100 ft. of underground, remove 1 pole and 315 ft. of overhead line)			
Work orders 5658431, 5658436	177	4 922	5 099
Vallecitos Hills 1, 2, 3			
Mulberry Drive			
S/O Vineyard			
(Install 300 ft. of underground, remove 1 pole and 340 ft. of overhead line)			
Work orders 5635780, 5635785	1 681	7 452	9 133
County of San Diego			
Tract 3710 Phase I			
Woodside Ave. at Northcote Road			
(Install 400 ft. of underground, remove 5 poles and 1560 ft. of overhead line)			
Work orders 5693890, 5693895	3 038	30 257	33 295

RULE 20.C
 SAN DIEGO GAS & ELECTRIC COMPANY
 REPORT ON CONVERSIONS OF OVERHEAD TO UNDERGROUND
 ELECTRIC DISTRIBUTION FACILITIES

<u>Description and Location</u>	<u>Distribution of Costs</u>		
	<u>Utility</u> \$	<u>Others</u> \$	<u>Total</u> \$
<u>County of San Diego</u>			
<u>Vista</u>			
79-1 Phase I Hill Drive E/O Grapevine Rd. (Install 200 ft. of underground, remove 0 poles and 229 ft. of overhead line) Work orders 5759910, 5759915	35	2 276	2 311
Vista Tract 78-18 Iron Drive S/O Copper Ave. (Install 200 ft. of underground, remove 1 poles and 390 ft. of overhead line) Work orders 5740140, 5740145	1 681	2 811	4 492
Vista Tract 79-20 Taylor Street E/O Goodwin Drive (Install 300 ft. of underground, remove 1 pole and 300 ft. of overhead line) Work orders 5787410, 5787415	197	8 367	8 564
Vista Tract 77-35 Arcadia Ave. at Cl. Jules (Install 425 ft. of underground, remove 1 pole and 300 ft. of overhead line) Work orders 5767610, 5767615	1 011	19 634	20 645
Vista Tract 77-15 Mar Vista Drive S/O Phillips Street (Install 250 ft. of underground, remove 2 poles and 500 ft. of overhead line) Work orders 5734030, 5734035	115	5 585	5 700
Ricco Gigliotti 216 The Circle (Install 160 ft. of underground, remove 2 poles and 115 ft. of overhead line) Work orders 5791120, 5791125	-0-	1 259	1 259

RULE 20.C
 SAN DIEGO GAS & ELECTRIC COMPANY
 REPORT ON CONVERSIONS OF OVERHEAD TO UNDERGROUND
 ELECTRIC DISTRIBUTION FACILITIES

<u>Description and Location</u>	<u>Distribution of Costs</u>		
	<u>Utility</u> \$	<u>Others</u> \$	<u>Total</u> \$
<u>County of Orange</u>			
<u>Unincorporated</u>			
Bianca Condo's 34401 Green Lantern Street Dana Point (Install 60 ft. of underground, remove 0 poles and 0 ft. of overhead line) Work orders 5786850, 5786855	-0-	1 806	1 806
Tract 9198 Moulton Parkway at Alicia Parkway Laguna Hills (Install 240 ft. of underground, remove 7 poles and 2000 ft. of overhead line) Work orders 5795180, 5795185	945	14 579	15 524
<u>San Clemente</u>			
Marblehead Tract 10686 & 10687 Phase 1, 2, 3 & 4 Ave. Pico at Calle Frontera (Install 580 ft. of underground, remove 1 pole and 515 ft. of overhead line) Work orders 5766450, 5766455	38 606	36 683	75 289
<u>San Juan Capistrano</u>			
Corrales Estates San Juan Creek Road E/O La Novia Ave. (Install 551 ft. of underground, remove 2 poles and 600 ft. of overhead line) Work orders 5679840, 5679845	7 576	14 563	22 139



San Diego Gas & Electric

PUG 100
C. 8209

March 30, 1984

Public Utilities Commission
State of California
State Building
San Francisco, CA 94102

Attention: Mr. Joseph E. Bodovitz
Executive Director

Gentlemen:

In accordance with ordering Paragraph 7 of Decision 73078 in Case 8209, San Diego Gas and Electric Company is submitting herewith a full report on conversion work completed during the year 1983, including a list and description of each project and indicating the distribution of costs as between the utility and others. You will find the report broken into four categories of Rule 20A, 20B, 20C and Other.

The overall status of our Rule 20A conversion program in our service territory as of December 31, 1983, and list of definitions, in accordance with the format requested by the California Public Utilities Commission is contained in the attached information.

Sincerely,
San Diego Gas and Electric Company

By: C. Richard Swanson
C. Richard Swanson, Manager
Regulatory Affairs Department

CRS/GMW:nkw

Attachment

cc: J.E. Thomas
D.P. Barrios

bcc: F.W. DeVore (w/attm.)
D.E. Felsinger (w/attm.)
R.K. Fuller (w/attm.)
B.J. Williams (w/attm.)
D.L. Hopkins (w/o attm.)
E.E. O'Hara (w/o attm.)
J.P. Agosta (w/attm.)
G.M. Welisch (w/attm.)
G.H. Schmidt (PG&E) (w/attm.)
G.F. Clifton, Jr. (PG&E) (w/attm.)
R. Dietch S.C.E. (w/attm.)
K.R. Gudger S.C.E. (w/attm.)

REPORT OF RULE 20A CONVERSIONS

UTILITY SAN DIEGO GAS & ELECTRIC

YEAR ENDING 1983

ALLOCATIONS FOR CONVERSIONS

1. Total Allocations(1968-1982)		<u>84,272,227</u>
2. Report Year's Allocation(1983)	<u>8,328,000</u>	
3. Total Allocations Through Report Year(1968-1983) (1+2)		<u>92,600,227</u>

EXPENDITURES FOR CONVERSIONS

4. Total Expended for Completed Conversions(1968-1982) (from 1982 report)	<u>70,753,347</u>	
5. Total Report Year Expended for Completed Conversions (1983)	<u>9,361,040</u>	
6. Total Expended for Completed Conversions Through Report Year(1968-1983)(4+5)		<u>80,114,387</u>
7. Total Expended on Conversions Not Completed by Report Year-End(1983)	<u>4,592,930</u>	
8. Total Expended(6+7)		<u>84,707,317</u>

TOTAL UNEXPENDED FUNDS(3-8)

9. If Expenditures are Greater Than Allocations		<u>-0-</u>
10. If Allocations are Greater Than Expenditures [One of the above(9or10) will always be"0"]		<u>7,892,910</u>

FUNDS COMMITTED

11. Total Funds Authorized to Complete Partially Completed Jobs shown on Line 7.	<u>5,435,140</u>	
12. Funds for Jobs Not Under Construction where U.G. Districts have been formed under enabling legislation.	<u>13,244,179</u>	
13. Total Committed (11+12)		<u>18,679,319</u>

ADDITIONAL FUNDS COMMITTED

14. Funds Required for Identified Projects Under Study by Active U.G. Communities as of Report Year Ending (1983)	<u>9,428,400</u>	
--	------------------	--

MEMO INFORMATION

15. Advance for Specific Communities Beyond Current Allocations		<u>7,463,623</u>
16. Reserve Funds Held For Specific Communities for Which No Specific Current Projects are Under Study as of Report Year-End.		<u>386,300</u>
17. Expenditures to Case 9365 (Transmission Dollars which are Included in the Total Cost above in Line 8)		<u>2,952,653</u>

RULE 20A DEFINITIONS

1. Total Rule 20A funds committed by the Utility. This amount is equal to the Company's total allocation from the year of inception to prior report year.
2. This amount is the Company total for the report year Rule 20A allocation.
3. Total of line 1 plus line 2 which is the base for this year's report.
4. Total expended for completed conversion jobs from inception through prior report year.
5. Total expended for completed conversion jobs for the report year.
6. Total of line 4 plus line 5.
7. Total expended for conversion jobs not yet completed through report year.
8. Total of line 6 plus line 7.
9. Expenditures that are greater than allocations:
Line 8 minus line 3 = overexpended funds.
10. Expenditures that are less than allocations:
Line 3 minus line 8 = unexpended funds.
11. Total funds authorized to complete the conversion jobs reported in item line 7.
12. Funds committed for conversion jobs where the Underground District has been established under enabling legislation.
13. Total of line 11 plus line 12.
14. Additional funds committed for specific identified jobs under study by active U.G. communities as of report year ending.
15. The total sum for specific aggressive communities that have expended and committed funds that exceed their report year allocation.
16. The total sum for specific communities that have not expended or committed funds equal to their report year allocation.
17. Expenditures to Case 9365 (Transmission dollars which are included in line 8 above).

TOTAL SUMMARY
 - BY RULE -
 SAN DIEGO GAS & ELECTRIC COMPANY
 REPORT ON CONVERSIONS OF OVERHEAD TO UNDERGROUND
 ELECTRIC DISTRIBUTION FACILITIES
 YEAR 1983

<u>Rule</u>	<u>Location</u>	<u>Distribution of Allocation Costs</u>		
		<u>City/County</u>	<u>Utility</u>	<u>Total</u>
20A	City of San Clemente	1,095,150	-0-	1,095,150
	City of San Juan Capistrano	187,049	5,065	192,114
	County of Orange Unincorporated	-0-	-0-	-0-
	City of Carlsbad	-0-	-0-	-0-
	City of Chula Vista	327,895	9,191	337,086
	City of Coronado	179,880	69,686	249,566
	City of Del Mar	-0-	-0-	-0-
	City of El Cajon	-0-	-0-	-0-
	City of Escondido	104,733	-0-	104,733
	City of Imperial Beach	(68,471)	68,471	-0-
	City of La Mesa	418,026	42,810	460,836
	City of Lemon Grove	-0-	-0-	-0-
	City of National City	(72,845)	219,475	146,630
	City of Oceanside	-0-	-0-	-0-
	City of Poway	-0-	-0-	-0-
	City of San Diego	5,824,208	54,552	5,878,760
	City of San Marcos	556,394	-0-	556,394
	City of Santee	-0-	-0-	-0-
	City of Vista	-0-	-0-	-0-
	County of San Diego Unincorporated	245,340	94,431	339,771
	Total Rule 20A	8,797,359	563,681	9,361,040

TOTAL SUMMARY
 - BY RULE -
 SAN DIEGO GAS & ELECTRIC COMPANY
 REPORT ON CONVERSIONS OF OVERHEAD TO UNDERGROUND
 ELECTRIC DISTRIBUTION FACILITIES
 YEAR 1983

<u>Rule</u>	<u>Location</u>	<u>Distribution of Costs</u>		
		<u>Other</u>	<u>Utility</u>	<u>Total</u>
		\$	\$	\$
20B	City of San Juan Capistrano	42,139	7,652	49,791
	County of Orange Unincorporated	42,098	75,886	117,984
	City of Chula Vista	159,505	34,264	193,769
	City of Escondido	48,400	57,204	105,604
	City of San Diego	537,122	473,536	1,010,658
	City of Santee	9,134	1,517	10,651
	County of San Diego Unincorporated	47,706	71,701	119,407
	Total Rule 20B		<u>886,104</u>	<u>721,760</u>
20C	City of San Juan Capistrano	29,581	4,047	33,628
	City of Carlsbad	41,179	14,943	56,122
	City of Del Mar	9,827	201	10,028
	City of El Cajon	62,157	24,127	86,284
	City of Lemon Grove	1,641	434	2,075
	City of San Diego	147,530	42,025	189,555
	City of San Marcos	2,510	607	3,117
	City of Vista	40,173	11,064	51,237
	County of San Diego Unincorporated	109,152	64,568	173,720
Total Rule 20C		<u>443,750</u>	<u>162,016</u>	<u>605,766</u>
Other	City of San Diego	<u>-0-</u>	<u>265,018</u>	<u>265,018</u>
	Total Other	<u>-0-</u>	<u>265,018</u>	<u>265,018</u>
Total All Conversions		<u>10,127,213</u>	<u>1,712,475</u>	<u>11,839,688</u>

RULE 20.A
 SAN DIEGO GAS & ELECTRIC COMPANY
 REPORT ON CONVERSIONS OF OVERHEAD TO UNDERGROUND
 ELECTRIC DISTRIBUTION FACILITIES

<u>Description and Location</u>	<u>Distribution of Allocation Costs</u>		
	<u>City/County</u> \$	<u>Utility</u> \$	<u>Total</u> \$
<u>County of Orange</u>			
<u>San Clemente</u>			
La Cuesta Area (Install 10,880 ft. of underground, remove 74 poles and 9837 ft. of overhead line) Work orders 5548920, 5548925	375 514 ✓	-0-	375 514
Pier Bowl Phase I Avenida Del Mar at Avenida Victoria (Install 8875 ft. of underground, remove 51 poles and 7024 ft. of overhead line) Work orders 5795020, 5795025	688 696 ✓	-0-	688 696
Pier Bowl Phase II Corona Lane & Victoria (Install 650 ft. of underground, remove 3 poles and 386 ft. of overhead line) Work orders 5795021, 5795022	30 940 ✓	-0-	30 940
<u>San Juan Capistrano</u>			
Verdugo W/O Camino Capistrano (Install 860 ft. of underground, remove 7 poles and 710 ft. of overhead line) Work orders 5791980, 5791985	152 784 ✓	2 438	155 222
El Camino Real (Library/Old Mission) (Install 413 ft. of underground, remove 2 poles and 285 ft. of overhead line) Work orders 5858530, 5858535	34 265 ✓	2 627	36 892

RULE 20.A
 SAN DIEGO GAS & ELECTRIC COMPANY
 REPORT ON CONVERSIONS OF OVERHEAD TO UNDERGROUND
 ELECTRIC DISTRIBUTION FACILITIES

<u>Description and Location</u>	<u>Distribution of Allocation Costs</u>		
	<u>City/County</u> \$	<u>Utility</u> \$	<u>Total</u> \$
<u>County of San Diego</u>			
<u>Chula Vista</u>			
4th Ave., "G" to "H" Sts. (Install 2415 ft. of underground, remove 14 poles and 1845 ft. of overhead line) Work orders 5800100, 5800105	327 895 ✓	9 191	337 086
<u>Coronado</u>			
Orange Ave., 4th to 5th (Install 835 ft. of underground, remove 4 poles and 570 ft. of overhead line) Work orders 5799431, 5799437.	198 712 ✓	-0-	198 712
HPSV Street Light Changeout Orange Ave., 3rd to 8th (Install 221 lights) Work order 5870550	14 734 ✓	6 711	21 445
HPSV Street Light Changeout (Install 275 lights) Work order 5755260	(62 975) ✓	62 975	-0-
<i>cancel 1982 same amount</i>			
HPSV Street Light Changeout (Install 221 lights) Work order 5848030	29 409 ✓	-0-	29 409
<u>Escondido</u>			
Felicita Ave., Escondido to Juniper (Install 1000 ft. of underground, remove 5 poles and 590 ft. of overhead line) Work orders 5878190, 5878195	104 733 ✓	-0-	104 733

RULE 20.A
 SAN DIEGO GAS & ELECTRIC COMPANY
 REPORT ON CONVERSIONS OF OVERHEAD TO UNDERGROUND
 ELECTRIC DISTRIBUTION FACILITIES

<u>Description and Location</u>	<u>Distribution of Allocation Costs</u>		
	<u>City/County</u> \$	<u>Utility</u> \$	<u>Total</u> \$
<u>County of San Diego</u>			
<u>Imperial Beach</u>			
HPSV Street Light Changeout (Install 299 lights) Work order SL 5755260	(68 471) ✓	68 471	-0-
<u>La Mesa</u>			
University Ave., Lee to Parks (Install 1775 ft. of underground, remove 11 poles and 1730 ft. of overhead line) Work orders 5867110, 5867115	418 026 ✓	42 810	460 836
<u>National City</u>			
HPSV Street Light Changeout (Install 905 lights) Work order SL 5755260	(207 245) ✓ <i>debit 1977</i>	207 245	-0-
National City Blvd., 30th to 33rd Sts. (Install 1240 ft. of underground, remove 11 poles and 1776 ft. of overhead line) Work orders 5831080, 5831085 1334920	134 400 ✓	12 230	146 630
<u>San Diego</u>			
Horton Plaza Redevelopment Front to 4th, "E" to "G" (Install 1637 ft. of underground, remove 27 poles and 2510 ft. of overhead line) Work orders 5752940, 5752945 5796930	247 049 ✓	-0-	247 049

RULE 20.A
 SAN DIEGO GAS & ELECTRIC COMPANY
 REPORT ON CONVERSIONS OF OVERHEAD TO UNDERGROUND
 ELECTRIC DISTRIBUTION FACILITIES

<u>Description and Location</u>	<u>Distribution of Allocation Costs</u>		
	<u>City/County</u> \$	<u>Utility</u> \$	<u>Total</u> \$
<u>County of San Diego</u>			
<u>San Diego</u>			
Horton Plaza Front Street, "F" to "G" (Install 375 ft. of underground, remove 3 poles and 300 ft. of overhead line) Work orders 5876050, 5876055	37 516 ✓	-0-	37 516
Pearl St., La Jolla Blvd. to Girard (Install 5470 ft. of underground, remove 25 poles and 3640 ft. of overhead line) Work orders 5724560, 5724565 5724567	1 214 975 ✓	-0-	1 214 975
Harbor Dr., 5th Ave. to Pacific Hwy. (Install 5170 ft. of underground, remove 25 poles and 5200 ft. of overhead line) Work orders 5798310, 5798315	1 062 961 ✓	54 552	1 117 513
Aero Dr., Etal Kearny Mesa (Install 23 ft. of underground, remove 0 poles and 0 ft. of overhead line) Work orders 5783760	4 815 ✓	-0-	4 815
Marina I Col. (UG Relocation) "G" & India (Install 70 ft. of underground, remove 0 poles and 0 ft. of overhead line) Work orders 5814240, 5814241 8450024	214 707 ✓	-0-	214 707

RULE 20.A
 SAN DIEGO GAS & ELECTRIC COMPANY
 REPORT ON CONVERSIONS OF OVERHEAD TO UNDERGROUND
 ELECTRIC DISTRIBUTION FACILITIES

<u>Description and Location</u>	<u>Distribution of Allocation Costs</u>		
	<u>City/County</u> \$	<u>Utility</u> \$	<u>Total</u> \$
<u>County of San Diego</u>			
<u>San Diego</u>			
Gas Lamp Phase IV 4th to 5th bet. K & L Sts. (Install 448 ft. of underground, remove 2 poles and 215 ft. of overhead line) Work orders 5843550, 5843555	89 532 ✓	-0-	89 532
Marina Columbia 69KV, Phase II (Install 14995 ft. of underground, remove 31 poles and 13009 ft. of overhead line) Work orders 5921740, 5663531 ✓ 2017210, 5663535 ✓ 5727130, 5797980 ✓ 5797981 ✓	2 952 653	-0-	2 952 653
<u>San Marcos</u>			
Mission Rd., Las Posas Rd. to Pleasant Way (Install 8170 ft. of underground, remove 33 poles and 6,900 ft. of overhead line) Work orders 5827000, 5827005 5893760	556 394 ✓	-0-	556 394
<u>Unincorporated</u>			
I-15 at Stewart Canyon to Mission (Install 3812 ft. of underground, remove 4 poles and 800 ft. of overhead line) Work orders 5746050, 5746051 5746052, 5746056	168 732 ✓	94 431	263 163
Mountain Meadow N/O Hidden Meadows (Install 1580 ft. of underground, remove 0 poles and 0 ft. of overhead line) Work orders 5870320	76 608 ✓	-0-	76 608

RULE 20.B
 SAN DIEGO GAS & ELECTRIC COMPANY
 REPORT ON CONVERSIONS OF OVERHEAD TO UNDERGROUND
 ELECTRIC DISTRIBUTION FACILITIES

<u>Description and Location</u>	<u>Distribution of Costs</u>		
	<u>Others</u>	<u>Utility</u>	<u>Total</u>
	\$	\$	\$
<u>County of Orange</u>			
<u>San Juan Capistrano</u>			
El Camino Real (Library & Old Mission) (Install 595 ft. of underground, remove 2 poles and 285 ft. of overhead line) Work orders 5858530, 5858535	42 139	7 652	49 791
<u>Unincorporated</u>			
County of Orange Tract 11508 End of Beacon Hill Way Laguna Niguel (Install 2065 ft. of underground, remove 4 poles and 2240 ft. of overhead line) Work orders 5823060, 5823065	42 098	54 694	96 792
Aliso Viejo P.A. 41 La Paz Rd. N/O Oso Pkwy. Laguna Hills (Install 5 ft. of underground, remove 5 poles and 810 ft. of overhead line) Work orders 5851742, 5851745	-0-	21 192	21 192
<u>County of San Diego</u>			
<u>Chula Vista</u>			
Hidden Vista Village "H" St. E/O I-805 (Install 2425 ft. of underground, remove 3 poles and 6600 ft. of overhead line) Work orders 5797590, 5797595	159 505	34 264	193 769
<u>Escondido</u>			
North Broadway School No. Broadway, N/O Rincon Ave. (Install 790 ft. of underground, remove 2 poles and 860 ft. of overhead line) Work orders 5779870, 5779875	45 415	49 228	94 643

RULE 20.B
 SAN DIEGO GAS & ELECTRIC COMPANY
 REPORT ON CONVERSIONS OF OVERHEAD TO UNDERGROUND
 ELECTRIC DISTRIBUTION FACILITIES

<u>Description and Location</u>	<u>Distribution of Costs</u>		
	<u>Others</u> \$	<u>Utility</u> \$	<u>Total</u> \$
<u>Escondido</u>			
Escondido Financial Center S/E Corner Grand & Escondido Blvd. (Install 315 ft. of underground, remove 3 poles and 390 ft. of overhead line) Work orders 5866470, 5866475	2 985	7 976	10 961
<u>San Diego</u>			
Avocado Vista #2 Benson Ave. at Henson St. (Install 1020 ft. of underground, remove 5 poles and 1500 ft. of overhead line) Work orders 5734790, 5734795	44 962	25 903	70 865
Harbor St. Conversion Harbor St. E/O Harbor Dr. (Install 688 ft. of underground, remove 4 poles and 948 ft. of overhead line) Work orders 5813850, 5813855	21 401	12 233	33 634
Cerro Pueblo Clairemont Dr. at Hartford (Install 460 ft. of underground, remove 5 poles and 596 ft. of overhead line) Work orders 5846760, 5846765	21 813	29 337	51 150
Elm Tree Homes Elm Ave. at Manning Way (Install 660 ft. of underground, remove 2 poles and 600 ft. of overhead line) Work orders 5852590, 5852595	16 063	8 783	24 846

RULE 20.B
 SAN DIEGO GAS & ELECTRIC COMPANY
 REPORT ON CONVERSIONS OF OVERHEAD TO UNDERGROUND
 ELECTRIC DISTRIBUTION FACILITIES

<u>Description and Location</u>	<u>Distribution of Costs</u>		
	<u>Others</u>	<u>Utility</u>	<u>Total</u>
	\$	\$	\$
<u>County of San Diego</u>			
<u>San Diego</u>			
Chapela Unit #1 N/O Paseo Del Verano E/O Plaza Marlana (Install 2400 ft. of underground, remove 3 poles and 512 ft. of overhead line) Work Orders 5806610, 5806615	17 204	52 075	69 279
Mission Plaza Federal Blvd. E/O Euclid (Install 1400 ft. of underground, remove 7 poles and 920 ft. of overhead line) Work orders 5787810, 5787815	75 077	34 802	109 879
Scripps Clinic Addition No. Torrey Pines Rd. N/O Genesee (Install 540 ft. of underground, remove 2 poles and 530 ft. of overhead line) Work orders 5841980, 5841981	39 777	57 524	97 301
Rio Vista Center Friars Rd. at Stadium Way (Install 2150 ft. of underground, remove 9 poles and 3140 ft. of overhead line) Work orders 5767710, 5767715	209 236	177 265	386 501
Del Mar Hgts. Conversion Del Mar Hgts. Rd. E/O I-5 (Install 1500 ft. of underground, remove 2 poles and 200 ft. of overhead line) Work orders 5842320, 5842325	24 880	14 000	38 880

RULE 20.B
 SAN DIEGO GAS & ELECTRIC COMPANY
 REPORT ON CONVERSIONS OF OVERHEAD TO UNDERGROUND
 ELECTRIC DISTRIBUTION FACILITIES

<u>Description and Location</u>	<u>Distribution of Costs</u>		
	<u>Others</u> \$	<u>Utility</u> \$	<u>Total</u> \$
<u>County of San Diego</u>			
<u>San Diego</u>			
Olson Ind. Tr. TM-289 East Gate Mall N/O Miramar Rd. (Install 1040 ft. of underground, remove 2 poles and 1080 ft. of overhead line) Work Orders 5854070, 5854075	66 709	61 614	128 323
<u>Santee</u>			
Santee Greens 4 Tract 4218 Braveman E/O Bundy (Install 240 ft. of underground, remove 1 pole and 30 ft. of overhead line) Work orders 5861330, 5861335	9 134	1 517	10 651
<u>Unincorporated</u>			
Woodbrook Village Tract 37-16, Pepper Tree Lane at Woodbrook Lane Fallbrook (Install 500 ft. of underground, remove 1 pole and 650 ft. of overhead line) Work orders 5809680, 5809685	6 933	7 062	13 995
County of San Diego Tract 4262 Via De La Valle at Valle Del Mar (Install 790 ft. of underground, remove 4 poles and 890 ft. of overhead line) Work orders 5871460, 5871465	11 569	20 715	32 284

RULE 20.B
 SAN DIEGO GAS & ELECTRIC COMPANY
 REPORT ON CONVERSIONS OF OVERHEAD TO UNDERGROUND
 ELECTRIC DISTRIBUTION FACILITIES

<u>Description and Location</u>	<u>Distribution of Costs</u>		
	<u>Others</u> \$	<u>Utility</u> \$	<u>Total</u> \$
<u>County of San Diego</u>			
<u>Unincorporated</u>			
Rams Hill Unit 2, Job 1 Yaqui Pass Rd., Borrego (Install 500 ft. of underground, remove 6 poles and 2700 ft. of overhead line) Work orders 5855880, 5844885	9 235	4 166	13 401
County of San Diego Tract 4277 Circo Diegueno S/O San Dieguito Rancho Santa Fe (Install 1920 ft. of underground, remove 3 poles and 1350 ft. of overhead line) Work orders 5857040, 5857045	12 511	29 562	42 073
J.E. Coberly W/O Los Morrow, E/O La Noria (Install 1280 ft. of underground, remove 3 poles and 2720 ft. of overhead line) Work Orders 5791910, 5791915	7 458	10 196	17 654

RULE 20.C
 SAN DIEGO GAS & ELECTRIC COMPANY
 REPORT ON CONVERSIONS OF OVERHEAD TO UNDERGROUND
 ELECTRIC DISTRIBUTION FACILITIES

<u>Description and Location</u>	<u>Distribution of Costs</u>		
	<u>Others</u>	<u>Utility</u>	<u>Total</u>
	\$	\$	\$
<u>County of Orange</u>			
<u>San Juan Capistrano</u>			
Alpha Beta Shopping Center (Vons) W/S Camino Capistrano at Ave. Padre (Install 20 ft. of underground, remove 3 poles and 490 ft. of overhead line) Work orders 5758770, 5758775	10 462	679	11 141
Tract 9786 Phase I & Phase II E/O San Juan Creek (Install 700 ft. of underground, remove 1 pole and 725 ft. of overhead line) Work orders 5759660, 5759665	19 119	3 368	22 487
<u>Carlsbad</u>			
Carlsbad Research Center El Camino Real N/O Palomar Airport (Install 1000 ft. of underground, remove 4 poles and 990 ft. of overhead line) Work orders 5834060, 5834065	24 195	14 430	38 625
Behrendsen Condos Juniper at Garfield (Install 660 ft. of underground, remove 2 poles and 380 ft. of overhead line) Work orders 5836690, 5836695	16 984	513	17 497
<u>Del Mar</u>			
Jaeger Conversion 3002 Sandy Lane (Install 232 ft. of underground, remove 1 pole and 240 ft. of overhead line) Work orders 5853860, 5853865	9 827	201	10 028

RULE 20.C
 SAN DIEGO GAS & ELECTRIC COMPANY
 REPORT ON CONVERSIONS OF OVERHEAD TO UNDERGROUND
 ELECTRIC DISTRIBUTION FACILITIES

<u>Description and Location</u>	<u>Distribution of Costs</u>		
	<u>Others</u> \$	<u>Utility</u> \$	<u>Total</u> \$
<u>County of San Diego</u>			
<u>El Cajon</u>			
Gillespi Field Ind. Park John Towers Ave. at Billy Mitchell (Install 1000 ft. of underground, remove 8 poles and 1480 ft. of overhead line) Work orders 5781120, 5781125	53 389	21 372	74 761
Scranton Place Subdivision Scranton Pl. & Lincoln (Install 40 ft. of underground, remove 1 pole and 70 ft. of overhead line) Work orders 5831880, 5831885	1 531	5	1 536
Diane Estates 1101 S. Mission (Install 120 ft. of underground, remove 1 pole and 420 ft. of overhead line) Work orders 5719750, 5719757	1 147	246	1 393
Life Title Insurance Co. 327-329 El Cajon Blvd. (Install 238 ft. of underground, remove 1 pole and 200 ft. of overhead line) Work orders 5818410, 5818145	6 090	2 504	8 594
<u>Lemon Grove</u>			
Lemon Grove Tract 0002 Idica St. W/O Sweetwater Rd. (Install 162 ft. of underground, remove 5 poles and 480 ft. of overhead line) Work orders 5740710, 5740715	1 641	434	2 075

RULE 20.C
 SAN DIEGO GAS & ELECTRIC COMPANY
 REPORT ON CONVERSIONS OF OVERHEAD TO UNDERGROUND
 ELECTRIC DISTRIBUTION FACILITIES

<u>Description and Location</u>	<u>Distribution of Costs</u>		
	<u>Others</u> \$	<u>Utility</u> \$	<u>Total</u> \$
<u>County of San Diego</u>			
<u>San Diego</u>			
Del Mar Tract 80-1 Camino Del Mar at Carmel Valley Rd. (Install 1600 ft. of underground, remove 5 poles and 1590 ft. of overhead line) Work orders 5799180, 5799185	78 987	34 439	113 426
Miramar 805 Project East Gate Mall N/O Miramar Rd. (Install 100 ft. of underground, remove 3 poles and 1300 ft. of overhead line) Work orders 5744900, 5821560	3 758	465	4 223
Kemper Clairemont Condos W/O Clairemont Dr. S/O Ute Dr. (Install 460 ft. of underground, remove 13 poles and 1680 ft. of overhead line) Work orders 5760760, 5760765 5760766	13 932	1 133	15 065
Guadalupe Plaza Alley W/O 42nd St. S/O Orange (Install 420 ft. of underground, remove 2 poles and 300 ft. of overhead line) Work orders 5814401, 5814406	36 060	328	36 388
Mr. A. Myrick Conversion 6422-32 Cardeno Dr. La Jolla (Install 5 ft. of underground, remove 1 pole and 5 ft. of overhead line) Work orders 5846580, 5846585	979	908	1 887

RULE 20.C
 SAN DIEGO GAS & ELECTRIC COMPANY
 REPORT ON CONVERSIONS OF OVERHEAD TO UNDERGROUND
 ELECTRIC DISTRIBUTION FACILITIES

<u>Description and Location</u>	<u>Distribution of Costs</u>		
	<u>Others</u> \$	<u>Utility</u> \$	<u>Total</u> \$
<u>County of San Diego</u>			
<u>San Diego</u>			
Convert OH to UG 1010 So. Coast Blvd. La Jolla (Install 100 ft. of underground, remove 2 poles and 130 ft. of overhead line) Work orders 5829220, 5829225	3 515	10	3 525
Naponic & Della Penna Conversion 6241 Waverly Ave. La Jolla (Install 250 ft. of underground, remove 0 poles and 170 ft. of overhead line) Work orders 5865850, 5865855	10 299	4 742	15 041
<u>San Marcos</u>			
Knob Hill Estates S/S Knob Hill Rd. E/O Bougher (Install 230 ft. of underground, remove 3 poles and 512 ft. of overhead line) Work orders 5805430, 5805435	2 510	607	3 117
<u>Vista</u>			
Faith Gardens Lutheran Home Bobier Ln. E/O Cortez (Install 900 ft. of underground, remove 4 poles and 1155 ft. of overhead line) Work orders 5818910, 5818915	19 956	3 773	23 729
Vista Tract 79-5 Grand W/O Sycamore (Install 250 ft. of underground, remove 3 poles and 525 ft. of overhead line) Work orders 5772870, 5772875	20 217	7 291	27 508

RULE 20.C
 SAN DIEGO GAS & ELECTRIC COMPANY
 REPORT ON CONVERSIONS OF OVERHEAD TO UNDERGROUND
 ELECTRIC DISTRIBUTION FACILITIES

<u>Description and Location</u>	<u>Distribution of Costs</u>		
	<u>Others</u>	<u>Utility</u>	<u>Total</u>
	\$	\$	\$
<u>County of San Diego</u>			
<u>Unincorporated</u>			
County of San Diego			
Tract 4038-1			
El Camino Del Norte			
W/O Lago Lindo, Rancho Santa Fe			
(Install 3650 ft. of underground, remove 8 poles and 1085 ft. of overhead line)			
Work orders 5811260, 5811265	109 152	64 568	173 720

RULE OTHER
 SAN DIEGO GAS & ELECTRIC COMPANY
 REPORT ON CONVERSIONS OF OVERHEAD TO UNDERGROUND
 ELECTRIC DISTRIBUTION FACILITIES

<u>Description and Location</u>	<u>Distribution of Costs</u>		
	<u>Others</u> \$	<u>Utility</u> \$	<u>Total</u> \$
<u>County of San Diego</u>			
<u>San Diego</u>			
Convert 2000 ft. TL 615 69KV, Talbot St. W/O Albion, Point Loma (Install 1900 ft. of underground, remove 10 poles and 1900 ft. of overhead line) Work orders 5726410, 5726415	-0-	265 018	265 018



San Diego Gas & Electric

PUG 100
C.8209

March 29, 1985

Public Utilities Commission
State of California
State Building
San Francisco, CA 94102

Attention: Mr. Joseph E. Bodovitz
Executive Director

Gentlemen:

In accordance with ordering Paragraph 7 of Decision 73078 in Case 8209, San Diego Gas and Electric Company is submitting herewith a full report on conversion work completed during the year 1984, including a list and description of each project and indicating the distribution of costs as between the utility and others. You will find the report broken into four categories of Rule 20A, 20B, 20C and Other.

The overall status of our Rule 20A conversion program in our service territory as of December 31, 1984, and list of definitions, in accordance with the format requested by the California Public Utilities Commission is contained in the attached information.

Sincerely,
San Diego Gas and Electric Company

By: 
C. Richard Swanson, Manager
Regulatory Affairs Department

CRS/GMW:pak

Attachment

cc: D. E. Felsing
D. P. Barrios

bcc: R. K. Fuller
J. P. Agosta
D. L. Hopkins/E. E. O'Hara
J. H. Ruhnke
G. M. Welisch
District Directors/Planning Managers

G. F. Clifton, Jr. (PG&E)
G. H. Schmidt (PG&E)

R. Dietch (SCE)
T. F. Bryson (SCE)

REPORT OF RULE 20A CONVERSIONS

UTILITY SAN DIEGO GAS & ELECTRIC

YEAR ENDING 1984

ALLOCATIONS FOR CONVERSIONS

1. Total Allocations(1968-1983)		<u>92,600,227</u>
2. Report Year's Allocation(1984)	<u>10,717,000</u>	
3. Total Allocations Through Report Year(1968-1984) (1+2)		<u>103,317,227</u>

EXPENDITURES FOR CONVERSIONS

4. Total Expended for Completed Conversions(1968-1983) (from 1983 report)	<u>80,114,387</u>	
5. Total Report Year Expended for Completed Conversions (1984)	<u>2,429,172</u>	
6. Total Expended for Completed Conversions Through Report Year(1968-1984)(4+5)		<u>82,543,559</u>
7. Total Expended on Conversions Not Completed by Report Year-End(1984)	<u>7,147,495</u>	
8. Total Expended(6+7)		<u>89,691,054</u>

TOTAL UNEXPENDED FUNDS(3-8)

9. If Expenditures are Greater Than Allocations		<u>-0-</u>
10. If Allocations are Greater Than Expenditures [One of the above (9or10) will always be "0"]		<u>13,626,173</u>

FUNDS COMMITTED

11. Total Funds Authorized to Complete Partially Completed Jobs shown on Line 7.	<u>14,575,967</u>	
12. Funds for Jobs Not Under Construction where U.G. Districts have been formed under enabling legislation.	<u>17,285,147</u>	
13. Total Committed (11+12)		<u>31,861,114</u>

ADDITIONAL FUNDS COMMITTED

14. Funds Required for Identified Projects Under Study by Active U.G. Communities as of Report Year Ending (Projected through 1986)	<u>13,596,552</u>	
---	-------------------	--

MEMO INFORMATION

15. Advance for Specific Communities Beyond Current Allocations		<u>12,363,528</u>
16. Reserve Funds Held For Specific Communities for Which No Specific Current Projects are Under Study as of Report Year-End.		<u>850,000</u>
17. Expenditures to Case 9365 (Transmission Dollars which are Included in the Total Cost above in Line 8)		<u>-0-</u>

RULE 20A DEFINITIONS

1. Total Rule 20A funds committed by the Utility. This amount is equal to the Company's total allocation from the year of inception to prior report year.
2. This amount is the Company total for the report year Rule 20A allocation.
3. Total of line 1 plus line 2 which is the base for this year's report.
4. Total expended for completed conversion jobs from inception through prior report year.
5. Total expended for completed conversion jobs for the report year.
6. Total of line 4 plus line 5.
7. Total expended for conversion jobs not yet completed through report year.
8. Total of line 6 plus line 7.
9. Expenditures that are greater than allocations:
Line 8 minus line 3 = overexpended funds.
10. Expenditures that are less than allocations:
Line 3 minus line 8 = unexpended funds.
11. Total funds authorized to complete the conversion jobs reported in item line 7.
12. Funds committed for conversion jobs where the Underground District has been established under enabling legislation.
13. Total of line 11 plus line 12.
14. Additional funds committed for specific identified jobs under study by active U.G. communities as of report year ending.
15. The total sum for specific aggressive communities that have expended and committed funds that exceed their report year allocation.
16. The total sum for specific communities that have not expended or committed funds equal to their report year allocation.
17. Expenditures to Case 9365 (Transmission dollars which are included in line 8 above).

TOTAL SUMMARY
 - BY RULE -
 SAN DIEGO GAS & ELECTRIC COMPANY
 REPORT ON CONVERSIONS OF OVERHEAD TO UNDERGROUND
 ELECTRIC DISTRIBUTION FACILITIES
 YEAR 1984

<u>Rule</u>	<u>Location</u>	<u>Distribution of Allocation Costs</u>		
		<u>City/County</u>	<u>Utility</u>	<u>Total</u>
20A	County of Orange Unincorporated	816,904	1,353	818,257
	City of Carlsbad	102,899	-0-	102,899
	City of Chula Vista	198,019	-0-	198,019
	City of Coronado	197,513	-0-	197,513
	City of El Cajon	280,969	52,887	333,856
	City of Escondido	6,037	-0-	6,037
	City of National City	372,707	45,650	418,357
	City of San Diego	311,120	43,114	354,234
	Total Rule 20A	2,286,168	143,004	2,429,172

TOTAL SUMMARY
 - BY RULE -
 SAN DIEGO GAS & ELECTRIC COMPANY
 REPORT ON CONVERSIONS OF OVERHEAD TO UNDERGROUND
 ELECTRIC DISTRIBUTION FACILITIES
 YEAR 1984

<u>Rule</u>	<u>Location</u>	<u>Distribution of Costs</u>		
		<u>Other</u> \$	<u>Utility</u> \$	<u>Total</u> \$
20B	City of San Clemente	213,804	282,862	496,666
	County of Orange Unincorporated	53,572	45,241	98,813
	City of Carlsbad	61,422	83,710	145,132
	City of Escondido	46,284	170,872	217,156
	City of San Diego	49,983	230,790	280,773
	City of Santee	11,795	2,263	14,058
	City of Vista	5,581	6,319	11,900
	County of San Diego Unincorporated	68,067	78,352	146,419
	Total Rule 20B	510,508	900,409	1,410,917
	20C	City of San Clemente	3,153	297
County of Orange Unincorporated		51,299	9,715	61,014
City of Carlsbad		5,590	1,193	6,783
City of Chula Vista		18,216	233	18,449
City of Coronado		325,161	10,369	335,530
City of Del Mar		9,451	1,641	11,092
City of El Cajon		1,124	26	1,150
City of Escondido		4,262	442	4,704
City of La Mesa		1,473	94	1,567
City of Poway		1,794	797	2,591
City of San Diego		312,444	116,433	428,877
City of San Marcos		51,481	4,117	55,598
City of Santee		109,123	9,457	118,580
City of Vista		23,373	25,206	48,579
County of San Diego Unincorporated		270,900	39,475	310,375
Total Rule 20C	1,188,844	219,495	1,408,339	
Other	County of Orange Unincorporated	-0-	143,342	143,342
	Total Rule 20 Other	-0-	143,342	143,342
Total All Conversions		3,985,520	1,406,250	5,391,770

1984

RULE 20.A

SAN DIEGO GAS & ELECTRIC COMPANY
 REPORT ON CONVERSIONS OF OVERHEAD TO UNDERGROUND
 ELECTRIC DISTRIBUTION FACILITIES

<u>Description and Location</u>	<u>Distribution of Allocation Costs</u>		
	<u>City/County</u>	<u>Utility</u>	<u>Total</u>
	\$	\$	\$
<u>County of Orange</u>			
<u>Unincorporated</u>			
Pacific Coast Hwy..Phase I, Crystal Lantern to Violet Lantern, Dana Point (Install 4995 ft. of underground, remove 24 poles and 3990 ft. of overhead line) Work orders 5840210, 5851470, 5851472, 5858320, 5840215, 5840216	816,904 ✓	1,353	818,257
<u>County of San Diego</u>			
<u>Carlsbad</u>			
Alley between Grand and Elm e/o Roosevelt Street (Install 145 ft. of underground, remove 7 poles and 1560 ft. of overhead line) Work orders 5877720, 5877725	102,899 ✓	-0-	102,899
<u>Chula Vista</u>			
L St., Broadway to Industrial Blvd. (Install 2019 ft. of underground, remove 9 poles and 2485 ft of overhead line) Work orders 5870660, 5870665	198,019 ✓	-0-	198,019
<u>Coronado</u>			
Orange Ave., Orange at 1st St. (Install 605 ft. of underground, remove 3 poles and 200 ft. of overhead line) Work orders 5923030, 5799433, 5830670, 5799436	197,513 ✓	-0-	197,513

RULE 20.A
 SAN DIEGO GAS & ELECTRIC COMPANY
 REPORT ON CONVERSIONS OF OVERHEAD TO UNDERGROUND
 ELECTRIC DISTRIBUTION FACILITIES

<u>Description and Location</u>	<u>Distribution of Allocation Costs</u>		
	<u>City/County</u> \$	<u>Utility</u> \$	<u>Total</u> \$
<u>County of San Diego</u>			
<u>El Cajon</u>			
Marshall Ave., Palm to Main St. (Install 2240 ft. of underground, remove 2 poles and 163 ft. of overhead line) Work order 5879350, 5879355	280,969 ✓	52,887	333,856
<u>Escondido</u>			
El Norte Plaza, El Norte Pkwy. at Broadway (Install 112 ft. of underground, remove 0 poles and 0 ft. of overhead line) Work orders 5839260	6,037 ✓	-0-	6,037
<u>National City</u>			
Plaza Blvd., Highland Ave. to W. Palm Ave. (Install 4100 ft. of underground. remove 25 poles and 2050 ft. of overhead line) Work order 5853410, 5843415	372,707 ✓	45,650	418,357
<u>San Diego</u>			
Columbia Redevelopment Phase I, Columbia St. s/o "A" n/o Ash St. (Install 1125 ft. of underground remove 10 poles and 1750 ft. of overhead line) Work orders 5843420, 5843425	311,120 ✓	43,114	354,234

RULE 20.B
 SAN DIEGO GAS & ELECTRIC COMPANY
 REPORT ON CONVERSIONS OF OVERHEAD TO UNDERGROUND
 ELECTRIC DISTRIBUTION FACILITIES

<u>Description and Location</u>	<u>Distribution of Costs</u>		
	<u>Others</u> \$	<u>Utility</u> \$	<u>Total</u> \$
<u>County of Orange</u>			
<u>San Clemente</u>			
San Clemente Tract 10579 Ave. Salvador at Calle Monserrat (Install 2400 ft. of underground, remove 6 poles and 1935 ft. of overhead line) Work orders 5859200, 5859205	68,029	27,484	95,513
Forrester Ranch, Camino Mares at Calle Nuevo (Install 4415 ft. of underground, remove 15 poles and 3600 ft. of overhead line) Work orders 5841590, 5841595, 5841596	145,775	255,378	401,153
<u>Unincorporated</u>			
Capistrano Surf Center 34700 Coast Hwy., Capistrano Beach (Installed 1030 ft. of underground, remove 3 poles and 850 ft. of overhead line) Work orders 5823130, 5823135	53,572	45,241	98,813
<u>County of San Diego</u>			
<u>Carlsbad</u>			
Carlsbad Tract 82-8, Tamarack Ave. at Elm Ave. (Install 100 ft. of underground, remove 4 poles and 1500 ft. of overhead line) Work orders 5898930, 5898935	26,917	56,264	83,181
Carlsbad Tract 73-24, Phase I, Poinsettia Lane at Paseo Del Norte (Install 1630 ft. of underground, remove 3 poles and 1300 ft. of overhead line) Work orders 5812900, 5812905	34,505	27,446	61,951

RULE 20.B
 SAN DIEGO GAS & ELECTRIC COMPANY
 REPORT ON CONVERSIONS OF OVERHEAD TO UNDERGROUND
 ELECTRIC DISTRIBUTION FACILITIES

<u>Description and Location</u>	<u>Distribution of Costs</u>		
	<u>Others</u> \$	<u>Utility</u> \$	<u>Total</u> \$
<u>County of San Diego</u>			
<u>Escondido</u>			
Escondido Tract 475 Bear Valley Pkwy. and Citrus (Install 965 ft. of underground, remove 4 poles and 1050 ft. of overhead line) Work orders 5827070, 5827075	13,823	101,249	115,072
El Norte Plaza, El Norte Pkwy. at Broadway (Install 568 ft. of underground, remove 4 poles and 763 ft. of overhead line) Work orders 5839260, 5839265	32,461	69,623	102,084
<u>San Diego</u>			
Booth Business Park, Ruffin Ct. and Ruffin Road (Install 340 ft. of underground, remove 2 poles and 168 ft. of overhead line) Work orders 5854210, 5854200	9,490	4,588	14,078
Liberty Manor, San Ysidro Blvd., w/o Howard Ave., San Ysidro (Install 660 ft. of underground, remove 6 poles and 965 ft. of overhead line) Work orders 5889890, 5889895	7,281	5,317	12,598
Chapala Unit 2, Caminito Balata and Caminito Bracho (Install 1130 ft. of underground, remove 4 poles and 985 ft. of overhead line) Work orders 2021151, 2021155	25,536	27,634	53,170
Rancho La Zanja, n/s Black Mtn. Rd. and Carmel Valley Rd, Del Mar (Install 6270 ft. of underground, remove 11 poles and 4500 ft. of overhead line) Work orders 5801900, 5801905	7,676	193,251	200,927

RULE 20.B
 SAN DIEGO GAS & ELECTRIC COMPANY
 REPORT ON CONVERSIONS OF OVERHEAD TO UNDERGROUND
 ELECTRIC DISTRIBUTION FACILITIES

<u>Description and Location</u>	<u>Distribution of Costs</u>		
	<u>Others</u> \$	<u>Utility</u> \$	<u>Total</u> \$
<u>County of San Diego</u>			
<u>Santee</u>			
Santee Greens 4-4218, Phase II, Braverman bet. Bundy and Jeremy (Install 640 ft. of underground, remove 3 poles and 780 ft. of overhead line) Work orders 5861331, 5861336	11,795	2,263	14,058
<u>Vista</u>			
Vista Tract 80-10, Phase I, Watson Way at Shadowridge (Install 745 ft. of underground, remove 3 poles and 745 ft. of overhead line) Work orders 5882240, 5882245	5,581	6,319	11,900
<u>Unincorporated</u>			
Co. of S.D. Tract 4025-1 Ciro Diegueno, Rancho Santa Fe (Install 820 ft. of underground, remove 10 poles and 4125 ft. of overhead line) Work orders 5823860, 5823865	61,846	69,091	130,937
Co. of S.D. Tract 3960 El Camino Real, n/o Manchester, Encinitas (Install 1300 ft. of underground, remove 2 poles and 1200 ft. of overhead line) Work orders 5895270, 5895275	6,221	9,261	15,482

RULE 20.C
 SAN DIEGO GAS & ELECTRIC COMPANY
 REPORT ON CONVERSIONS OF OVERHEAD TO UNDERGROUND
 ELECTRIC DISTRIBUTION FACILITIES

<u>Description and Location</u>	<u>Distribution of Costs</u>		
	<u>Others</u> \$	<u>Utility</u> \$	<u>Total</u> \$
<u>County of Orange</u>			
<u>San Clemente</u>			
City of San Clemente 100 Ave. Pico (Install 110 ft. of underground remove 2 poles and 218 ft. of overhead line) Work orders 5858390, 5858395			
	3,153	297	3,450
<u>Unincorporated</u>			
Steirbrief Conversion, Crown Valley Pkwy. at Sea Island Dr. (Install 240 ft. of underground, remove 2 poles and 680 ft. of overhead line) Work orders 2034420, 2034421, 2034425			
	10,197	8,863	19,060
Orange County Tract 11902 Camino Del Avion, e/o East Nine Dr., Laguna Niguel (Install 535 ft. of underground remove 1 poles and 475 ft. of overhead line) Work orders 5896180, 5896185			
	41,102	852	41,954
<u>County of San Diego</u>			
<u>Carlsbad</u>			
Koll Company, El Camino Real, n/o Palomar Airport (Install 18 ft. of underground, remove 5 poles and 1125 ft. of overhead line) Work orders 5898890, 5898895			
	5,590	1,193	6,783

RULE 20.C
 SAN DIEGO GAS & ELECTRIC COMPANY
 REPORT ON CONVERSIONS OF OVERHEAD TO UNDERGROUND
 ELECTRIC DISTRIBUTION FACILITIES

<u>Description and Location</u>	<u>Distribution of Costs</u>		
	<u>Others</u> \$	<u>Utility</u> \$	<u>Total</u> \$
<u>County of San Diego</u>			
<u>Chula Vista</u>			
Chula Vista Tract 81-7 Peppertree Rd. at Jacaranda (Install 530 ft. of underground, remove 1 pole and 130 ft. of overhead line) Work orders 5830510, 5830515	18,216	233	18,449
<u>Coronado</u>			
Bruce Gill Residence 1413 8th Ave. (Install 162 ft. of underground, remove 0 poles and 0 ft. of overhead line) Work orders 2014910, 2014915	780	9	789
Bank of America "B" Ave., n/o Orange (Install 400 ft. of underground, remove 4 poles and 325 ft. of overhead line) Work orders 5870360, 5870365	81,162	1,155	82,317
The Landing n/s First Ave. bet. "B" & "D" Sts. (Install 1600 ft. of underground, remove 12 poles and 1895 ft. of overhead line) Work orders 5830670, 5830675	243,219	9,205	252,424
<u>Del Mar</u>			
Wavecrest Inn, Ocean Ave, s/o 15th St. (Install 180 ft. of underground, remove 3 poles and 630 ft. of overhead line) Work orders 5835280, 5835285	9,451	1,641	11,092

RULE 20.C
 SAN DIEGO GAS & ELECTRIC COMPANY
 REPORT ON CONVERSIONS OF OVERHEAD TO UNDERGROUND
 ELECTRIC DISTRIBUTION FACILITIES

<u>Description and Location</u>	<u>Distribution of Costs</u>		
	<u>Others</u> \$	<u>Utility</u> \$	<u>Total</u> \$
<u>County of San Diego</u>			
<u>El Cajon</u>			
Tres Lomas Haciendas, Tres Lomas Dr., s/o Greenfield (Install 150 ft. of underground, remove 1 poles and 60 ft. of overhead line) Work orders 5844890, 5844895	1,124	26	1,150
<u>Escondido</u>			
Escondido Mini Storage, 2280 Ave. Del Diablo (Install 20 ft. of underground, remove 3 poles and 825 ft. of overhead line) Work orders 2021290, 2021295	4,262	442	4,704
<u>La Mesa</u>			
MacArthur Park, 4975 Memorial Dr. (Install 75 ft. of underground, remove 1 pole and 70 ft. of overhead line) Work orders 5867390, 5867396	1,473	94	1,567
<u>Poway</u>			
David Schrunk 16605 Avenida Florencia (Install 192 ft. of underground, remove 1 pole and 57 ft. of overhead line) Work orders 2021400, 2021405	1,794	797	2,591

RULE 20.C
 SAN DIEGO GAS & ELECTRIC COMPANY
 REPORT ON CONVERSIONS OF OVERHEAD TO UNDERGROUND
 ELECTRIC DISTRIBUTION FACILITIES

<u>Description and Location</u>	<u>Distribution of Costs</u>		
	<u>Others</u> \$	<u>Utility</u> \$	<u>Total</u> \$
<u>County of San Diego</u>			
<u>San Diego</u>			
Bernardo Industrial #17, Rancho Bernardo Rd. at Via Del Campo (Install 420 ft. of underground, remove 3 poles and 580 ft. of overhead line) Work orders 5888100, 5888105	124,766	18,436	143,202
Eagle Ridge Estates, Tommy Dr. at Navajo Rd., San Carlos (Install 65 ft. of underground, remove 1 pole and 200 ft. of overhead line) Work orders 5875030, 5875035	9,041	731	9,772
Imperial 80 #5, Imperial Ave., n/o Lisbon St. (Install 700 ft. of underground, remove 3 poles and 689 ft. of overhead line) Work orders 5610710, 5610715	20,994	-0-	20,994
William Hunefield Jr., 7955-65 Prospect Place, La Jolla (Install 100 ft. of underground, remove 1 pole and 95 ft. of overhead line) Work orders 5898030, 5898035	7,364	319	7,683
Scripps Terrace Business Park, Scripps Lake at Scripps Ranch Blvd. (Install 360 ft. of underground, remove 1 pole and 285 ft. of overhead line) Work orders 5868970, 5868975	72,326	61,560	133,886

RULE 20.C
 SAN DIEGO GAS & ELECTRIC COMPANY
 REPORT ON CONVERSIONS OF OVERHEAD TO UNDERGROUND
 ELECTRIC DISTRIBUTION FACILITIES

<u>Description and Location</u>	<u>Distribution of Costs</u>		
	<u>Others</u> \$	<u>Utility</u> \$	<u>Total</u> \$
<u>County of San Diego</u>			
<u>San Diego</u>			
Campus Plaza 62nd St., s/o El Cajon Blvd. (Install 800 ft. of underground, remove 5 poles and 800 ft. of overhead line) Work orders 5881570, 5881575	77,953	1,338	79,291
Kearney Maintenance, San Diego (Install 158 ft. of underground, remove 1 pole and 20 ft. of overhead line) Work orders 2036840, 2036845	-0-	34,049	34,049
<u>San Marcos</u>			
San Marcos Farms, Mulberry at Olive (Install 1500 ft. of underground, remove 12 poles and 3640 ft. of overhad line) Work orders 5669160, 5669161, 5669165	51,481	4,117	55,598
<u>Santee</u>			
Fanita Condos Tr. 4079-1 Phase A, B, and C, Fanita n/o Prospect (Install 1200 ft. of underground, remove 4 poles and 900 ft. of overhead line) Work orders 5893910, 5893915	61,361	1,391	62,752
Graves Ave. Apts., Graves Ave. s/o Prospect (Install 260 ft. of underground, remove 1 pole and 67 ft. of overhead line) Work orders 2011631, 2011635	2,882	193	3,075

RULE 20.C
 SAN DIEGO GAS & ELECTRIC COMPANY
 REPORT ON CONVERSIONS OF OVERHEAD TO UNDERGROUND
 ELECTRIC DISTRIBUTION FACILITIES

<u>Description and Location</u>	<u>Distribution of Costs</u>		
	<u>Others</u> \$	<u>Utility</u> \$	<u>Total</u> \$
<u>County of San Diego</u>			
<u>Santee</u>			
Casitas Del Sol Condos Mast Blvd, e/o Cuyamaca St. (Install 572 ft. of underground, remove 0 poles and 0 ft. of overhead line) Work orders 5772960, 5772965	44,880	7,873	52,753
<u>Vista</u>			
Vista Tract 82-3 Hacienda at Sunset (Install 650 ft. of underground, remove 1 pole and 300 ft. of overhead line) Work orders 5868820, 5868825, 5868826	21,484	25,165	46,649
Gold Coast Apts. Emerald Dr. n/o West Dr. (Install 400 ft. of underground, remove 1 pole and 307 ft. of overhead line) Work orders 2035590, 2035596	1,889	41	1,930
<u>Unincorporated</u>			
County of S. D. Tract 4308 E. Sunrise, s/o Sunrise, Vista (Install 150 ft. of underground, remove 1 pole and 100 ft. of overhead line) Work orders 5857170, 5857175	2,634	91	2,725
Rancho Santa Fe Office Bldg., El Tordo and La Granada, Rancho Santa Fe (Install 55 ft. of underground, remove 1 pole and 57 ft. of overhead line) Work order 5772600, 5772605	1,488	30	1,518

RULE 20.C
 SAN DIEGO GAS & ELECTRIC COMPANY
 REPORT ON CONVERSIONS OF OVERHEAD TO UNDERGROUND
 ELECTRIC DISTRIBUTION FACILITIES

<u>Description and Location</u>	<u>Distribution of Costs</u>		
	<u>Others</u> \$	<u>Utility</u> \$	<u>Total</u> \$
<u>County of San Diego</u>			
<u>Unincorporated</u>			
County of S.D. Tract 3652 Carlos Estates, Alvarado e/o Barhaven, Fallbrook (Install 940 ft. of underground, remove 3 poles and 650 ft. of overhead line) Work orders 5787220, 5787225	67,699	19,653	87,352
Phyliss Pavone 13802 Little Creek Lane Valley Center (Install 120 ft. of underground, remove 1 pole and 100 ft. of overhead line) Work orders 2010580, 2010585	6,248	169	6,417
County of S.D. Tract 3817-1 Jamul Dr., e/o Ivanhoe Ranch Rd., Jamul (Install 200 ft. of underground, remove 0 poles and 0 ft. of overhead line) Work orders 5733920, 5733925	8,932	1,153	10,085
Kenneth Smith 4501 Orange Hill Rd., Fallbrook (Install 90 ft. of underground, remove 2 poles and 575 ft. of overhead line) Work orders 5875790, 5875795	4,488	584	5,072
The Chart House 113 S. Acacia Ave., Solana Beach (Install 438 ft. of underground, remove 2 poles and 140 ft. of overhead line) Work orders 2040420, 2040425	41,516	1,359	42,875

RULE 20.C
 SAN DIEGO GAS & ELECTRIC COMPANY
 REPORT ON CONVERSIONS OF OVERHEAD TO UNDERGROUND
 ELECTRIC DISTRIBUTION FACILITIES

<u>Description and Location</u>	<u>Distribution of Costs</u>		
	<u>Others</u> \$	<u>Utility</u> \$	<u>Total</u> \$
<u>County of San Diego</u>			
<u>Unincorporated</u>			
Alpine Timbers Condos 1988 Arnold Way, Alpine (Install 440 ft. of underground remove 1 pole and 390 ft. of overhead line) Work orders 5887800, 5887805	4,813	24	4,837
County of S.D. Tract 3681, Fallbrook St. at Potter St., Fallbrook (Install 1875 ft. of underground, remove 2 poles and 710 ft. of overhead line) Work orders 2023280, 2023285	104,133	11,660	115,793
County of S.D. Tract 3846, Jesmond Dene Rd., s/o Centre City Pkwy., Escondido (Install 410 ft. of underground, remove 2 poles and 470 ft. of overhead line) Work orders 5885540, 5885545	2,840	206	3,046
Frank Edwards, Calzada Del Bosque, e/o Linea, Rancho Sante Fe (Install 800 ft. of underground, remove 1 pole and 495 ft. of overhead line) Work orders 5836280, 5836285	26,109	4,546	30,655

RULE 20 OTHER
 SAN DIEGO GAS & ELECTRIC COMPANY
 REPORT ON CONVERSIONS OF OVERHEAD TO UNDERGROUND
 ELECTRIC DISTRIBUTION FACILITIES

<u>Description and Location</u>	<u>Distribution of Costs</u>		
	<u>Others</u>	<u>Utility</u>	<u>Total</u>
	\$	\$	\$
<u>County of Orange</u>			
Niguel Road Improvements, Niguel Road., n/o Stonehill Dr., Laguna Niguel (Install 1670 ft. of underground, remove 9 poles and 3270 ft. of overhead line) Work orders 5834360, 5834365	-0-	143,342	143,342



San Diego Gas & Electric

PUG 100
C.8209

March 31, 1986

Public Utilities Commission
State of California
State Building, 350 McAllister Street
San Francisco, CA 94102

Attention: Mr. Joseph E. Bodovitz
Executive Director


Gentlemen:

In accordance with ordering Paragraph 7 of Decision 73078 in Case 8209, San Diego Gas and Electric Company is submitting herewith a full report on conversion work completed during the year 1985, including a list and description of each project and indicating the distribution of costs as between the utility and others. You will find the report broken into categories of Rule 20A, 20B, 20C.

The overall status of our Rule 20A conversion program in our service territory as of December 31, 1985, and list of definitions, in accordance with the format requested by the California Public Utilities Commission is contained in the attached information.

Sincerely,

SAN DIEGO GAS AND ELECTRIC
COMPANY


Henry P. Morse
Regulatory Affairs Dept.

HPM/DPB:laa
Attachment

cc: D.E. Felsing
D.P. Barrios

bcc:	R.K. Fuller	C.M. Williamson
	J.E. Hamrick	District Directors/Planning Managers
	B.A. Hernandez	G.F. Clifton, Jr. (PG&E)
	P.T. Hodiak	G.W. Clerk (PG&E)
	D.L. Hopkins	C.B. McCarthy (SCE)
	B.R. Liska	T.F. Bryson (SCE)
	J.H. Ruhnke	



San Diego Gas & Electric

PUG 100
C.8209

March 31, 1986

Public Utilities Commission
State of California
State Building, 350 McAllister Street
San Francisco, CA 94102

Attention: Mr. Joseph E. Bodovitz
Executive Director

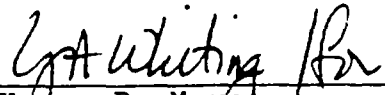
Gentlemen:

In accordance with ordering Paragraph 7 of Decision 73078 in Case 8209, San Diego Gas and Electric Company is submitting herewith a full report on conversion work completed during the year 1985, including a list and description of each project and indicating the distribution of costs as between the utility and others. You will find the report broken into categories of Rule 20A, 20B, 20C.

The overall status of our Rule 20A conversion program in our service territory as of December 31, 1985, and list of definitions, in accordance with the format requested by the California Public Utilities Commission is contained in the attached information.

Sincerely,

SAN DIEGO GAS AND ELECTRIC
COMPANY


Henry P. Morse
Regulatory Affairs Dept.

HPM/DPB:laa
Attachment

cc: D.E. Felsing
D.P. Barrios



San Diego Gas & Electric

PUG 100
C.8209

March 31, 1986

Public Utilities Commission
State of California
State Building, 350 McAllister Street
San Francisco, CA 94102

Attention: Mr. Joseph E. Bodovitz
Executive Director


Gentlemen:

In accordance with ordering Paragraph 7 of Decision 73078 in Case 8209, San Diego Gas and Electric Company is submitting herewith a full report on conversion work completed during the year 1985, including a list and description of each project and indicating the distribution of costs as between the utility and others. You will find the report broken into categories of Rule 20A, 20B, 20C.

The overall status of our Rule 20A conversion program in our service territory as of December 31, 1985, and list of definitions, in accordance with the format requested by the California Public Utilities Commission is contained in the attached information.

Sincerely,

SAN DIEGO GAS AND ELECTRIC
COMPANY


Henry P. Morse
Regulatory Affairs Dept.

HPM/DPB:laa
Attachment

cc: D.E. Felsing
D.P. Barrios

bcc:	R.K. Fuller	C.M. Williamson
	J.E. Hamrick	District Directors/Planning Managers
	B.A. Hernandez	G.F. Clifton, Jr. (PG&E)
	P.T. Hodiak	G.W. Clerk (PG&E)
	D.L. Hopkins	C.B. McCarthy (SCE)
	B.R. Liska	T.F. Bryson (SCE)
	J.H. Ruhnke	



San Diego Gas & Electric

REPORT OF RULE 20A CONVERSIONS

UTILITY SAN DIEGO GAS & ELECTRIC

YEAR ENDING 1985

ALLOCATIONS FOR CONVERSIONS

1. Total Allocations(1968-1984)		<u>103,317,227</u>
2. Report Year's Allocation(1985)	<u>15,345,360</u>	
3. Total Allocations Through Report Year(1968-1985) (1+2)		<u>118,662,587</u>

EXPENDITURES FOR CONVERSIONS

4. Total Expended for Completed Conversions(1968-1984) (from 1984 report)	<u>82,543,559</u>	
5. Total Report Year Expended for Completed Conversions (1985)	<u>10,180,547</u>	
6. Total Expended for Completed Conversions Through Report Year(1968-1985)(4+5)		<u>92,724,106</u>
7. Total Expended on Conversions Not Completed by Report Year-End(1985)	<u>10,366,567</u>	
8. Total Expended(6+7)		<u>103,090,673</u>

TOTAL UNEXPENDED FUNDS(3-8)

9. If Expenditures are Greater Than Allocations		<u>-0-</u>
10. If Allocations are Greater Than Expenditures {One of the above(9or10) will always be "0"}		<u>15,571,914</u>

FUNDS COMMITTED

11. Total Funds Authorized to Complete Partially Completed Jobs shown on Line 7.	<u>9,390,766</u>	
12. Funds for Jobs Not Under Construction where U.G. Districts have been formed under enabling legislation.	<u>19,948,266</u>	
13. Total Committed (11+12)		<u>29,339,032</u>

ADDITIONAL FUNDS COMMITTED

14. Funds Required for Identified Projects Under Study by Active U.G. Communities as of Report Year Ending (Projected through 1987)	<u>13,465,800</u>	
---	-------------------	--

MEMO INFORMATION

15. Advance for Specific Communities Beyond Current Allocations		<u>2,203,258</u>
16. Reserve Funds Held For Specific Communities for Which No Specific Current Projects are Under Study as of Report Year-End.		<u>896,812</u>
17. Expenditures to Case 9365 (Transmission Dollars which are Included in the Total Cost above in Line 8)		<u>3,012,593</u>

RULE 20A DEFINITIONS

1. Total Rule 20A funds committed by the Utility. This amount is equal to the Company's total allocation from the year of inception to prior report year.
2. This amount is the Company total for the report year Rule 20A allocation.
3. Total of line 1 plus line 2 which is the base for this year's report.
4. Total expended for completed conversion jobs from inception through prior report year.
5. Total expended for completed conversion jobs for the report year.
6. Total of line 4 plus line 5.
7. Total expended for conversion jobs not yet completed through report year.
8. Total of line 6 plus line 7.
9. Expenditures that are greater than allocations:
Line 8 minus line 3 = overexpended funds.
10. Expenditures that are less than allocations:
Line 3 minus line 8 = unexpended funds.
11. Total funds authorized to complete the conversion jobs reported in item line 7.
12. Funds committed for conversion jobs where the Underground District has been established under enabling legislation.
13. Total of line 11 plus line 12.
14. Additional funds committed for specific identified jobs under study by active U.G. communities as of report year ending.
15. The total sum for specific aggressive communities that have expended and committed funds that exceed their report year allocation.
16. The total sum for specific communities that have not expended and committed funds that exceed their report year allocation.
17. Expenditures to Case 9365 (Transmission dollars which are included in line 8 above).

TOTAL SUMMARY
 - BY RULE -
 SAN DIEGO GAS & ELECTRIC COMPANY
 REPORT ON CONVERSIONS OF OVERHEAD TO UNDERGROUND
 ELECTRIC DISTRIBUTION FACILITIES
 YEAR 1985

<u>RULE</u>	<u>LOCATION</u>	<u>DISTRIBUTION OF ALLOCATION COSTS</u>		
		<u>CITY/COUNTY</u>	<u>UTILITY</u>	<u>TOTAL</u>
20A	City of Chula Vista	535,209	12,478	547,687
	City of El Cajon	997,183	-0-	997,183
	City of Escondido	76,847	-0-	76,847
	City of San Diego	5,598,127	5,026	5,603,153
	City of Santee	988,026	-0-	988,026
	City of Vista	708,948	-0-	708,948
	County of San Diego Unincorporated	1,258,703	-0-	1,258,703
	Total Rule 20A	10,163,043	17,504	10,180,547

TOTAL SUMMARY
 - BY RULE -
 SAN DIEGO GAS & ELECTRIC COMPANY
 REPORT ON CONVERSIONS OF OVERHEAD TO UNDERGROUND
 ELECTRIC DISTRIBUTION FACILITIES
 YEAR 1985

<u>RULE</u>	<u>LOCATION</u>	<u>DISTRIBUTION OF COSTS</u>		
		<u>OTHER</u>	<u>UTILITY</u>	<u>TOTAL</u>
20B	City of San Juan Capistrano	148,198	44,767	192,965
	County of Orange Unincorporated	23,475	1,821	25,296
	City of Carlsbad	10,614	8,033	18,647
	City of Chula Vista	149,204	21,255	170,459
	City of El Cajon	230,839	58,432	289,271
	City of Escondido	108,366	59,850	168,216
	City of La Mesa	66,383	29,266	95,649
	City of Oceanside	10,989	716	11,705
	City of San Diego	478,611	239,415	718,026
	City of Vista	158,091	75,697	233,788
	County of San Diego Unincorporated	<u>262,880</u>	<u>43,148</u>	<u>306,028</u>
Total Rule 20B		<u>1,647,650</u>	<u>582,400</u>	<u>2,230,050</u>
20C	County of Orange Unincorporated	25,440	12,648	38,088
	City of Carlsbad	14,685	468	15,153
	City of Chula Vista	32,281	4,604	36,885
	City of Del Mar	113,074	19,861	132,935
	City of El Cajon	11,285	274	11,559
	City of Escondido	101,527	13,147	114,674
	City of La Mesa	45,137	16,688	61,825
	City of Poway	3,854	5,630	9,484
	City of San Diego	299,600	30,847	330,447
	City of San Marcos	173,939	10,084	184,023
	City of Santee	94,059	6,753	100,812
City of Vista	163,373	25,005	188,378	
County of San Diego Unincorporated	<u>324,650</u>	<u>53,704</u>	<u>378,354</u>	
Total Rule 20C		<u>1,402,904</u>	<u>199,713</u>	<u>1,602,617</u>
TOTAL ALL CONVERSIONS		<u>13,213,597</u>	<u>799,617</u>	<u>14,013,214</u>

RULE 20.A
 SAN DIEGO GAS & ELECTRIC COMPANY
 REPORT ON CONVERSIONS OF OVERHEAD TO UNDERGROUND
 ELECTRIC DISTRIBUTION FACILITIES

<u>Description and Location</u>	<u>Distribution of Allocation Costs</u>		
	<u>City/County</u> \$	<u>Utility</u> \$	<u>Total</u> \$
<u>County of San Diego</u>			
<u>Chula Vista</u>			
✓ 3rd Avenue "K" Street to "L" Street (Install 2,885 ft. of underground, remove 18 poles and 3,776 ft. of overhead line) Work orders 5870380, 5870385, 5870386	535,209 ✓	12,478	547,687
<u>El Cajon</u>			
✓ Main Street Claydell Avenue to First Street (Install 7,700 ft. of underground, remove 39 poles and 8,940 ft. of overhead line) Work orders 5874840, 5874841, 5874845, 2047520	997,183 ✓	-0-	997,183
<u>Escondido</u>			
El Norte Parkway Broadway to Nutmeg Street (Install 425 ft. of underground, remove 5 poles and 1,080 ft. of overhead line) Work orders 2039030, 2039035	76,847 ✓	-0-	76,847
<u>San Diego</u>			
✓ Adams Avenue 32nd Street to 40th Street (Install 7,200 ft. of underground, remove 53 poles and 15,155 ft. of overhead line) Work orders 5843400, 5843405	1,261,764 ✓	-0-	1,261,764
✓ Columbia Redevelopment ØII "A" Street & Ash Street/between Pacific Harbor Drive & Union Street (Install 2,966 ft. of underground, remove 20 poles and 3,590 ft. of overhead line) Work orders 5843421, 5843426	550,955 ✓	5,026	555,981

RULE 20.A
 SAN DIEGO GAS & ELECTRIC COMPANY
 REPORT ON CONVERSIONS OF OVERHEAD TO UNDERGROUND
 ELECTRIC DISTRIBUTION FACILITIES

<u>Description and Location</u>	<u>Distribution of Allocation Costs</u>		
	<u>City/County</u> \$	<u>Utility</u> \$	<u>Total</u> \$
<u>County of San Diego</u>			
<u>San Diego</u>			
✓ Gaslamp Quarter Island Avenue between 3rd Avenue & 4th Avenue (Install 521 ft. of underground, remove 4 poles and 800 ft. of overhead line) Work orders 2092320, 2092325	127,132 ✓	-0-	127,132
✓ Golfcrest Drive Navajo Road to Melotte Street (Install 1,325 ft. of underground, remove 5 poles and 1,300 ft. of overhead line) Work orders 2091310, 2091315	106,948 ✓	-0-	106,948
✓ Marina/Columbia 69 KV Between "E" Street & 6th Avenue, "K" Street between 3rd Avenue & 6th Avenue (Install 14,995 feet of underground, remove 31 poles and 13,009 ft. of overhead line) Work orders 2015960, 2015970, 5921740, ✓ 5663531, 5663535, 2017210, 5727130, ✓ 5797980, 5797981 ✓	3,012,593 ✓	-0-	3,012,593
Mira Mesa Boulevard 9600 Block (Install 900 ft. of underground, remove 3 poles and 850 ft. of overhead line) Work orders 2071860, 2071865	137,307 ✓	-0-	137,307
✓ Scott Street Shelter Island Drive to Talbot Street (Install 3,080 ft. of underground remove 19 poles and 2,715 ft. of overhead line) Work orders 2072200, 272205	401,428 ✓	-0-	401,428
<u>Santee</u>			
✓ Mission Gorge Road, Phase I Cuyamaca Street to Highway 67 (Install 10,900 ft. of underground, remove 45 poles and 12,355 ft. of overhead line) Work orders 2037820, 2037825	988,026 ✓	-0-	988,026

RULE 20.A
 SAN DIEGO GAS & ELECTRIC COMPANY
 REPORT ON CONVERSIONS OF OVERHEAD TO UNDERGROUND
 ELECTRIC DISTRIBUTION FACILITIES

<u>Description and Location</u>	<u>Distribution of Allocation Costs</u>		
	<u>City/County</u> \$	<u>Utility</u> \$	<u>Total</u> \$
<u>County of San Diego</u>			
✓ <u>Vista</u>			
Escondido Avenue, Phase I Eucalyptus Avenue to Santa Fe (Install 4,500 ft. of underground, remove 34 poles and 7,962 ft. of overhead line) Work orders 5889300, 5889305	472,779 ✓	-0-	472,779
✓ Escondido Avenue, Phase II Eucalyptus Avenue to E. Vista Way (Install 2,130 ft. of underground, remove 20 poles and 2,285 ft. of overhead line) Work orders 2090040, 2090045	236,169 ✓	-0-	236,169
<u>Unincorporated</u>			
✓ Pacific Highway Birmingham to Lagoon Cardiff (Install 5,263 ft. of underground, remove 24 poles and 5,410 ft. of overhead line) Work orders 2018710, 2018715	436,923 ✓	-0-	436,923
✓ Palomar Street Broadway to 3rd Avenue Chula Vista (Install 7,665 ft. of underground, remove 46 poles and 11,097 ft. of overhead line) Work orders 5781540, 5781545	821,780 ✓	-0-	821,780
Total Rule 20.A Conversions	<u>10,163,043</u>	<u>17,504</u>	<u>10,180,547</u>

RULE 20.B
 SAN DIEGO GAS & ELECTRIC COMPANY
 REPORT ON CONVERSIONS OF OVERHEAD TO UNDERGROUND
 ELECTRIC DISTRIBUTION FACILITIES

<u>Description and Location</u>	<u>Distribution of Costs</u>		
	<u>Utility</u> \$	<u>Others</u> \$	<u>Total</u> \$
<u>County of Orange</u>			
<u>San Juan Capistrano</u>			
Glendale Federal La Novia Avenue s/o San Juan Creek (Install 1,355 ft. of underground, remove 6 poles and 3,290 ft. of overhead line) Work orders 5869810, 5869815	44,767	148,198	192,965
<u>Unincorporated</u>			
Tent. Tract 9196 Alicia Py at Moulton Py Laguna Hills (Install 200 ft. of underground, remove 4 poles and 1,106 ft. of overhead line) Work orders 2035060, 2035065	1,821	23,475	25,296
<u>County of San Diego</u>			
<u>Carlsbad</u>			
Carlsbad Tract 83-16 Unit 1 Rancho Sta Fe @ Olivenhain Rd. (Install 200 ft. of underground, remove 3 poles and 570 ft. of overhead line) Work orders 2059940, 2059945	8,033	10,614	18,647
<u>Chula Vista</u>			
Chula Vista Tract 80-20 Charter Pointe Unit 2 0I Telegraph Canyon Road @ Otay Lakes Road (Install 1,040 ft. of underground, remove 3 poles and 710 ft. of overhead line) Work orders 5871140, 5871145	11,730	84,842	96,572
Chula Vista Tract 80-20 Charter Pointe Unit 2 0I Telegraph Canyon Road @ Apache Drive (Install 650 ft. of underground, remove 1 pole and 650 ft. of overhead line) Work orders 5799490, 5799495	9,525	64,362	73,887

RULE 20.B
 SAN DIEGO GAS & ELECTRIC COMPANY
 REPORT ON CONVERSIONS OF OVERHEAD TO UNDERGROUND
 ELECTRIC DISTRIBUTION FACILITIES

<u>Description and Location</u>	<u>Distribution of Costs</u>		
	<u>Utility</u> \$	<u>Others</u> \$	<u>Total</u> \$
<u>County of San Diego</u>			
<u>El Cajon</u>			
Gunther Pool Cuyamaca & Billy Mitchell (Install 400 ft. of underground, remove 3 poles and 500 ft. of overhead line) Work orders 5890280, 5890285	25,229	54,898	80,127
Cottonwood III Jamacha Road @ Willow Glen Road (Install 2,900 ft. of underground, remove 12 poles and 2,700 ft. of overhead line) Work orders 2025890, 2025895	33,203	175,941	209,144
<u>Escondido</u>			
Reidy Creek Assessment El Norte Py w/o Center City Py (Install 2,150 ft. of underground, remove 19 poles and 3,280 ft. of overhead line) Work orders 5896650, 5896655	59,850	108,366	168,216
<u>La Mesa</u>			
Lake Village - La Mesa Tract 83-3 Lake Murray Boulevard between Maryland & Kiowa (Install 750 ft. of underground, remove 3 poles and 1,050 ft of overhead line) Work orders 2037730, 2037735	29,266	66,383	95,649
<u>Oceanside</u>			
Guajome Mesa Unit #6 Temple Heights @ Broken Hitch (Install 460 ft. of underground, remove 3 poles and 1,040 ft. of overhead line) Work orders 5898840, 5898845	716	10,989	11,705

RULE 20.B
 SAN DIEGO GAS & ELECTRIC COMPANY
 REPORT ON CONVERSIONS OF OVERHEAD TO UNDERGROUND
 ELECTRIC DISTRIBUTION FACILITIES

<u>Description and Location</u>	<u>Distribution of Costs</u>		
	<u>Utility</u> \$	<u>Others</u> \$	<u>Total</u> \$
<u>County of San Diego</u>			
<u>San Diego</u>			
Governor Drive Business Park Greenwich Drive & Rutledge Court (Install 1,420 ft. of underground, remove 4 poles and 1,220 ft. of overhead line) Work orders 5887140, 5887145	21,216	45,866	67,082
Cowles Mtn. Vlg. #1 A, B, & C Cowles Mtn. Boulevard (Install 1,150 ft. of underground, remove 4 poles and 1,050 ft. of overhead line) Work orders 2029740, 2029745	13,807	56,744	70,551
UCSD Institute of the Americas s/s Genesee e/o N. Torrey Pines (Install 800 ft. of underground, remove 3 poles and 875 ft. of overhead line) Work orders 2041520, 2041525	7,299	10,685	17,984
Sunrise Addition Unit 3 Tocayo Avenue w/o Hollister (Install 1,350 ft. of underground, remove 4 poles and 970 ft. of overhead line) Work orders 2032960, 2032965	9,539	23,309	32,848
Murphy Canyon Business Park n/o Balboa w/o I-15 (Install 1,160 ft. of underground, remove 4 poles and 915 ft. of overhead line) Work orders 5886670, 5886675	42,103	66,220	108,323
North City West 30B w/o High Bluff Drive n/o Del Mar Heights (Install 1,000 ft. of underground, remove 4 poles and 1,000 ft. of overhead line) Work orders 5842330, 5842335	39,176	28,254	67,430

RULE 20.B
 SAN DIEGO GAS & ELECTRIC COMPANY
 REPORT ON CONVERSIONS OF OVERHEAD TO UNDERGROUND
 ELECTRIC DISTRIBUTION FACILITIES

<u>Description and Location</u>	<u>Distribution of Costs</u>		
	<u>Utility</u> \$	<u>Others</u> \$	<u>Total</u> \$
<u>County of San Diego</u>			
<u>San Diego</u>			
Bernardo Heights ØV e/o I-15 s/o Camino del Norte (Install 2,200 ft. of underground, remove 7 poles and 2,517 ft. of overhead line) Work orders 5727680, 5727685	61,487	172,184	233,671
Miramar Industrial Park #9 Miramar Road e/o Miramar Place (Install 870 ft. of underground, remove 5 poles and 1,090 ft. of overhead line) Work orders 2014610, 2014615	11,803	46,340	58,143
Palm Pacifica Palm Avenue @ Beyer Boulevard (Install 1,200 ft. of underground, remove 7 poles and 1,325 ft. of overhead line) Work order 2046830, 2046835	14,894	22,826	37,720
Kettner Boulevard Kettner Boulevard to Market & Harbor Drive (Install 65 ft. of underground, remove 1 pole and 530 ft. of overhead line) Work orders 5857790, 5857795	1,674	3,364	5,038
North Creek Homes 45th Street @ Imperial Avenue (Install 920 ft. of underground, remove 7 poles and 1,165 ft. of overhead line) Work orders 2102190, 2102195	16,417	2,819	19,236
<u>Vista</u>			
Vista Tract 82-15 Ø1 Watson Way @ Thibodo (Install 1,200 ft. of underground, remove 5 poles and 1,450 ft. of overhead line) Work orders 2018220, 2018225	43,465	52,008	95,473

RULE 20.B
 SAN DIEGO GAS & ELECTRIC COMPANY
 REPORT ON CONVERSIONS OF OVERHEAD TO UNDERGROUND
 ELECTRIC DISTRIBUTION FACILITIES

<u>Description and Location</u>	<u>Distribution of Costs</u>		
	<u>Utility</u> \$	<u>Others</u> \$	<u>Total</u> \$
<u>County of San Diego</u>			
<u>Vista</u>			
Vista Tract 77-36 Mesa Verde @ Alta Mesa (Install 700 ft. of underground, remove 4 poles and 920 ft. of overhead line) Work orders 2035270, 2035275	4,853	5,046	9,899
Vista Tract 82-12 Honeydew Lane w/o Anza (Install 826 ft. of underground, remove 5 poles and 1,265 ft. of overhead line) Work orders 2042970, 2042975	21,790	50,441	72,231
Thibodo Road Conversion Thibodo @ Sycamore (Install 821 ft. of underground, remove 3 poles and 910 ft. of overhead line) Work orders 2069980, 2069985	5,589	50,596	56,185
<u>Unincorporated</u>			
Brookside Farms 31257 Via Maria Elena Bonsall (Install 1,300 ft. of underground, remove 3 poles and 770 ft. of overhead line) Work orders 2039970, 2039975	6,552	20,551	27,103
Tract 3602 & 3986 Ildica e/o Sweetwater Road Spring Valley (Install 1,450 ft. of underground, remove 5 poles and 1,750 ft. of overhead line) Work orders 2025950, 2025956	17,162	96,862	114,024
Tract 4314-1 San Andrea s/o Highland Del Mar (Install 1,325 ft. of underground, remove 5 poles and 1,750 ft. of overhead line) Work orders 5884340, 5884345	-0-	89,710	89,710

RULE 20.B
 SAN DIEGO GAS & ELECTRIC COMPANY
 REPORT ON CONVERSIONS OF OVERHEAD TO UNDERGROUND
 ELECTRIC DISTRIBUTION FACILITIES

<u>Description and Location</u>	<u>Distribution of Costs</u>		
	<u>Utility</u> \$	<u>Others</u> \$	<u>Total</u> \$
<u>County of San Diego</u>			
<u>Unincorporated</u>			
William F. Kennedy s/o La Valle Plateada Rancho Santa Fe (Install 1,045 ft. of underground, remove 4 poles and 1,125 ft. of overhead line) Work orders 2050270, 2050275	9,142	21,930	31,072
Villa Canada Est. 4175 Los Coches Road e/o Aurora Lakeside (Install 1,000 ft. of underground, remove 4 poles and 1,200 ft. of overhead line) Work orders 2050520, 2050525	4,860	24,264	29,124
Fairbanks San Dieguito Road 1-5 Ø1 & Ø2 El Camino Real @ San Dieguito Road Rancho Santa Fe (Install 1,450 ft. of underground, remove 9 poles and 1,700 ft. of overhead line) Work orders 5894620, 5894625	5,432	9,563	14,995
Total Rule 20.B Conversions	<u>582,400</u>	<u>1,647,650</u>	<u>2,230,050</u>

RULE 20.C
 SAN DIEGO GAS & ELECTRIC COMPANY
 REPORT ON CONVERSIONS OF OVERHEAD TO UNDERGROUND
 ELECTRIC DISTRIBUTION FACILITIES

<u>Description and Location</u>	<u>Distribution of Costs</u>		
	<u>Utility</u> \$	<u>Others</u> \$	<u>Total</u> \$
<u>County of Orange</u>			
<u>Unincorporated</u>			
Tract 11632 Seascape Circle at Camino Capistrano Capistrano Beach (Install 360 ft. of underground, remove 1 pole and 545 ft. of overhead line) Work orders 2064250, 2064255	12,648	25,440	38,088
<u>County of San Diego</u>			
<u>Carlsbad</u>			
Carlsbad Tract 76-15 Tamarack Avenue at High Ridge (Install 240 ft. of underground, remove 2 poles and 288 ft. of overhead line) Work orders 2035401, 2035406	120	1,947	2,067
MacDougall Conversion Park at Adams (Install 480 ft. of underground, remove 1 pole and 210 ft. of overhead line) Work orders 5894681, 5894686	216	7,145	7,361
Carlsbad Tract 81-23 Whitney Drive at Park (Install 360 ft. of underground, remove 2 poles and 450 ft. of overhead line) Work orders 5891100, 5891105	132	5,593	5,725
<u>Chula Vista</u>			
All Seasons Inn 669 "E" Street (Install 220 ft. of underground, remove 3 poles and 640 ft. of overhead line) Work orders 2033330, 2033335	470	7,932	8,402

RULE 20.C
 SAN DIEGO GAS & ELECTRIC COMPANY
 REPORT ON CONVERSIONS OF OVERHEAD TO UNDERGROUND
 ELECTRIC DISTRIBUTION FACILITIES

<u>Description and Location</u>	<u>Distribution of Costs</u>		
	<u>Utility</u> \$	<u>Others</u> \$	<u>Total</u> \$
<u>County of San Diego</u>			
<u>Chula Vista</u>			
Hilltop Village Condos ØA & B Nacion Avenue at Telegraph Canyon Road (Install 200 ft. of underground, remove 2 poles and 175 ft. of overhead line) Work orders 2033410, 2033415	4,134	24,349	28,483
<u>Del Mar</u>			
Del Mar Racetrack s/o Jimmy Durante Boulevard (Install 1,200 ft. of underground, remove 3 poles and 560 ft. of overhead line) Work orders 2043390, 2043395	19,861	113,074	132,935
<u>El Cajon</u>			
Avocado Highlands Ø1A & B Avocado Boulevard at Skywood Drive (Install 650 ft. of underground, remove 4 poles and 610 ft. of overhead line) Work orders 2019150, 2019155, 2019156	274	11,285	11,559
<u>Escondido</u>			
Safeway Center Nordahl at El Norte Parkway (Install 220 ft. of underground, remove 2 poles and 375 ft. of overhead line) Work orders 5837490, 5837495	5,500	13,425	18,925
Escondido Tract 559 N. Iris Lane n/o Centre City Parkway (Install 650 ft. of underground, remove 2 poles and 1,095 ft. of overhead line) Work orders 2027480, 2027485	5,104	63,235	68,339

RULE 20.C
 SAN DIEGO GAS & ELECTRIC COMPANY
 REPORT ON CONVERSIONS OF OVERHEAD TO UNDERGROUND
 ELECTRIC DISTRIBUTION FACILITIES

<u>Description and Location</u>	<u>Distribution of Costs</u>		
	<u>Utility</u> \$	<u>Others</u> \$	<u>Total</u> \$
<u>County of San Diego</u>			
<u>Escondido</u>			
Crews/Duncan Lot Split 139 Sheridan Avenue (Install 195 ft. of underground, remove 1 pole and 290 ft. of overhead line) Work orders 2051800, 2051805	44	2,147	2,191
Senior Citizen Apts. Grand Avenue at Ash Street (Install 360 ft. of underground, remove 2 poles and 360 ft. of overhead line) Work orders 2039500, 2027065	901	9,751	10,652
Jim Dunn 2736 Circle Drive (Install 212 ft. of underground, remove 1 pole and 90 ft. of overhead line) Work orders 2054800, 2054805	605	926	1,531
Escondido Tract 5493 n/w Rose Street on Oakhill Drive (Install 550 ft. of underground, remove 3 poles and 496 ft. of overhead line) Work orders 2061280, 2061285	993	12,043	13,036
<u>La Mesa</u>			
Lake Village - La Mesa Tract 83-3 Lake Murray Boulevard between Maryland & Kiowa (Install 400 ft. of underground, remove 4 poles and 624 ft. of overhead line) Work orders 2037730, 2037735	16,688	45,137	61,825
<u>Poway</u>			
Green Valley Convalescent Center Monte Vista Road e/o Pomerado Road (Install 305 ft. of underground, remove 2 poles and 470 ft. of overhead line) Work orders 2045280, 2045285	5,630	3,854	9,484

RULE 20.C
 SAN DIEGO GAS & ELECTRIC COMPANY
 REPORT ON CONVERSIONS OF OVERHEAD TO UNDERGROUND
 ELECTRIC DISTRIBUTION FACILITIES

<u>Description and Location</u>	<u>Distribution of Costs</u>		
	<u>Utility</u> \$	<u>Others</u> \$	<u>Total</u> \$
<u>County of San Diego</u>			
<u>San Diego</u>			
Prospect Pointe Cave Street at Prospect Street (Install 725 ft. of underground, remove 4 poles and 940 ft. of overhead line) Work orders 2041910, 2041915	6,294	59,502	65,796
Sunrise Addition Unit 2 Tocayo Avenue w/o Hollister Avenue (Install 326 ft. of underground, remove 1 pole and 430 ft. of overhead line) Work orders 5889940, 5889945	1,452	26,338	27,790
H.Q. Fenton San Diego Mission Road w/o Fairmount (Install 920 ft. of underground, remove 1 pole and 1,860 ft. of overhead line) Work orders 2057610, 2057615	6,595	58,076	64,671
Vista del Cielo Cielo Drive e/o Woodman (Install 150 ft. of underground, remove 2 poles and 580 ft. of overhead line) Work orders 5891880, 5891885	62	3,957	4,019
Eastgate Bend II Eastgate Mall n/o Miramar Road (Install 560 ft. of underground, remove 3 poles and 490 ft. of overhead line) Work orders 5882290, 5882295	10,333	22,951	33,284
New Eastgate n/s Eastgate Mall w/o Olson Drive (Install 650 ft. of underground, remove 2 poles and 650 ft. of overhead line) Work orders 2014480, 2014485	5,039	37,522	42,561

RULE 20.C
 SAN DIEGO GAS & ELECTRIC COMPANY
 REPORT ON CONVERSIONS OF OVERHEAD TO UNDERGROUND
 ELECTRIC DISTRIBUTION FACILITIES

<u>Description and Location</u>	<u>Distribution of Costs</u>		
	<u>Utility</u>	<u>Others</u>	<u>Total</u>
	\$	\$	\$
<u>County of San Diego</u>			
<u>San Diego</u>			
Autumn Hill e/o Euclid n/o Indianapolis (Install 490 ft. of underground, remove 2 poles and 885 ft. of overhead line) Work orders 2036320, 2036325	869	14,735	15,604
Herrick and Morse 6442 and 6452 Cardeno Drive (Install 180 ft. of underground, remove 1 pole and 140 ft. of overhead line) Work orders 2088460, 2088465	-0-	1,946	1,946
La Jolla Knoll Country Club Drive at La Jolla Knoll (Install 240 ft. of underground, remove 2 poles and 300 ft. of overhead line) Work orders 2053990, 2053995	74	30,544	30,618
Rod Youngson 8454 El Paseo Grande (Install 145 ft. of underground, remove 1 pole and 100 ft. of overhead line) Work orders 2065510, 2065515	-0-	5,878	5,878
Rod Youngson 1868 Soledad Avenue w/o Hillside Drive (Install 213 ft. of underground, remove 2 poles and 325 ft. of overhead line) Work orders 2053980, 2053985	129	38,151	38,280
<u>San Marcos</u>			
San Marcos Tract 233 Camino Mateo s/o Knob Hill (Install 200 ft. of underground, remove 2 poles and 335 ft. of overhead line) Work orders 2038790, 2038795	219	6,242	6,461

RULE 20.C
 SAN DIEGO GAS & ELECTRIC COMPANY
 REPORT ON CONVERSIONS OF OVERHEAD TO UNDERGROUND
 ELECTRIC DISTRIBUTION FACILITIES

<u>Description and Location</u>	<u>Distribution of Costs</u>		
	<u>Utility</u> \$	<u>Others</u> \$	<u>Total</u> \$
<u>County of San Diego</u>			
<u>San Marcos</u>			
Norman Conversion Montill Road at Nordahl Road (Install 1,250 ft. of underground, remove 6 poles and 1,215 ft. of overhead line) Work orders 2075380, 2075385	9,865	167,697	177,562
<u>Santee</u>			
Mission Condos 4094 Mission Gorge w/o Carribean (Install 1,100 ft. of underground, remove 7 poles and 1,420 ft. of overhead line) Work orders 2016600, 2016605	6,223	90,649	96,872
Riderwood Meadows Magnolia Avenue n/o Mission Gorge (Install 125 ft. of underground, remove 3 poles and 752 ft. of overhead line) Work orders 2037480, 2037485, 2037486, 2037487	530	3,410	3,940
<u>Vista</u>			
Vista Assessment District 1 & 2 Sycamore Avenue s/o Highway 78 (Install 1,042 ft. of underground, remove 3 poles and 730 ft. of overhead line) Work orders 5836190, 5836195	23,960	25,587	49,547
Vista Tract 77-18 & 19 Olive and Grapevine (Install 1,050 ft. of underground, remove 3 poles and 1,030 ft. of overhead line) Work orders 2025140, 2025146	457	87,977	88,434
Vista Tract 78-23 Warmlands n/o Monte Mar (Install 550 ft. of underground, remove 4 poles and 805 ft. of overhead line) Work orders 2024900, 2024905	410	13,464	13,874

RULE 20.C
 SAN DIEGO GAS & ELECTRIC COMPANY
 REPORT ON CONVERSIONS OF OVERHEAD TO UNDERGROUND
 ELECTRIC DISTRIBUTION FACILITIES

<u>Description and Location</u>	<u>Distribution of Costs</u>		
	<u>Utility</u> \$	<u>Others</u> \$	<u>Total</u> \$
<u>County of San Diego</u>			
<u>Vista</u>			
Vista Tract 81-1 Emerald s/o Highway 78 (Install 500 ft. of underground, remove 1 pole and 390 ft. of overhead line) Work orders 5845300, 5845305	178	36,345	36,523
<u>Unincorporated</u>			
County of San Diego Tract 4370 Rios Avenue n/o Seabright Solana Beach (Install 315 ft. of underground, remove 2 poles and 333 ft. of overhead line) Work orders 2065901, 2065905	742	7,640	8,382
County of San Diego Tract 4315 Rock Springs Road w/o Lindsey Park Drive, San Marcos (Install 240 ft. of underground, remove 1 pole and 570 ft. of overhead line) Work orders 2045280, 2045285	54	4,588	4,642
Romana Jr. High School 1521 Hanson Lane Ramona (Install 720 ft. of underground, remove 4 poles and 960 ft. of overhead line) Work orders 2045381, 2045385	2,624	25,734	28,358
Pala Mesa Resort Tecalote Lane w/o I-15 Fallbrook (Install 318 ft. of underground, remove 2 poles and 297 ft. of overhead line) Work orders 2087970, 2087975	55	5,843	5,898
Matzinger Const. Inc. La Bajada and La Noria Rancho Santa Fe (Install 550 ft. of underground, remove 2 poles and 650 ft. of overhead line) Work orders 2090440, 2090445	363	23,008	23,371

RULE 20.C
 SAN DIEGO GAS & ELECTRIC COMPANY
 REPORT ON CONVERSIONS OF OVERHEAD TO UNDERGROUND
 ELECTRIC DISTRIBUTION FACILITIES

<u>Description and Location</u>	<u>Distribution of Costs</u>		
	<u>Utility</u> \$	<u>Others</u> \$	<u>Total</u> \$
<u>County of San Diego</u>			
<u>Unincorporated</u>			
Vista Royal Mobile Home Park Royal Road n/o Jackson Hill Drive Lakeside (Install 430 ft. of underground, remove 4 poles and 930 ft. of overhead line) Work orders 5898620, 5898625	682	20,655	21,337
County of San Diego Tract 3896 & 4039 Ora Avenue at Deeb Vista (Install 250 ft. of underground, remove 3 poles and 1,660 ft. of overhead line) Work orders 2020800, 2020805	2,321	40,357	42,678
County of San Diego Tract 4276 Highway 101 n/o Grand View Encinitas (Install 496 ft. of underground, remove 4 poles and 408 ft. of overhead line) Work orders 2029081, 2029085	686	20,456	21,142
County of San Diego Tract 4314-1 Highland w/o San Andres Del Mar (Install 276 ft. of underground, remove 1 pole and 270 ft. of overhead line) Work orders 5884342, 5884346	347	7,500	7,847
The Mercantile 127 N. Main Street Fallbrook (Install 75 ft. of underground, remove 1 pole and 100 ft. of overhead line) Work orders 2070160, 2070165	327	1,431	1,758
Encinitas Bluff Condos Sealane Drive at H Street Encinitas (Install 280 ft. of underground, remove 2 poles and 160 ft. of overhead line) Work orders 5860260, 5860265	656	14,941	15,597

RULE 20.C
 SAN DIEGO GAS & ELECTRIC COMPANY
 REPORT ON CONVERSIONS OF OVERHEAD TO UNDERGROUND
 ELECTRIC DISTRIBUTION FACILITIES

<u>Description and Location</u>	<u>Distribution of Costs</u>		
	<u>Utility</u> \$	<u>Others</u> \$	<u>Total</u> \$
<u>County of San Diego</u>			
<u>Unincorporated</u>			
County of San Diego Tract 4362 Ammunition at Mission Fallbrook (Install 1,100 ft. of underground, remove 8 poles and 1,300 ft. of overhead line) Work orders 2018020, 2018025	39,349	75,660	115,009
County of San Diego Tract 4212 OAB & C Riqueza Street w/o Westlake Street Encinitas (Install 504 ft. of underground, remove 3 poles and 432 ft. of overhead line) Work orders 2025280, 2025285	4,795	61,060	65,855
Lorraine Brown 4326 La Noria Rancho Santa Fe (Install 210 ft. of underground, remove 1 pole and 100 ft. of overhead line) Work orders 2081770, 2081775	106	961	1,067
Rancho Santa Fe Country Club Via de la Cumbre Rancho Santa Fe (Install 165 ft. of underground, remove 1 pole and 165 ft. of overhead line) Work orders 2070270, 2070275	157	5,227	5,384
County of San Diego Tract 3679 Hollyberry n/o Buena Creek Road Vista (Install 667 ft. of underground, remove 3 poles and 670 ft. of overhead line) Work orders 5829580, 5829585	440	9,589	10,029
Total Rule 20.C Conversions	<u>199,713</u>	<u>1,402,904</u>	<u>1,602,617</u>

1986



San Diego Gas & Electric

FILE NO. PUG 100
C. 8209

March 27, 1987

Public Utilities Commission
State of California
505 Van Ness Avenue
San Francisco, CA 94102

Attention: Mr. Victor R. Weisser
Executive Director

Gentlemen:

In accordance with ordering Paragraph 7 of Decision 73078 in Case 8209, San Diego Gas and Electric Company is submitting herewith a full report on conversion work completed during the year 1986, including a list and description of each project and indicating the distribution of costs as between the utility and others. You will find the report broken into categories of Rule 20A, 20B, 20C.

The overall status of our Rule 20A conversion program in our service territory as of December 31, 1986, and list of definitions, in accordance with the format requested by the California Public Utilities Commission is contained in the attached information.

Sincerely,

SAN DIEGO GAS AND ELECTRIC COMPANY

William L. Reed, Manager
Regulatory Affairs Department

WLR/PJZ:cmw

Attachment

cc: A.T. Davis	bcc: H.D. Compton	C.M. Williamson
R.K. Fuller	C.A. Fremo	District Directors
P.J. Zellers	B.A. Hernandez	District Engineering
	D.L. Hopkins	Supervisors
	C.D. Kircher	J.C. Keyser (PGE)
	J.R. Kloberdanz	G.W. Clerk (PGE)
	R.B. Liska	C.B. McCarthy(SCE)
		T.F. Bryson (SCE)



San Diego Gas & Electric

FILE NO.

REPORT OF RULE 20A CONVERSIONS

UTILITY SAN DIEGO GAS & ELECTRIC

YEAR ENDING 1986

ALLOCATIONS FOR CONVERSIONS

1. Total Allocations(1968-1985)		<u>118,388,360*</u>
2. Report Year's Allocation(1986)	<u>16,693,894</u>	
3. Total Allocations Through Report Year(1968-1986) (1+2)		<u>135,082,254</u>

EXPENDITURES FOR CONVERSIONS

4. Total Expended for Completed Conversions(1968-1985) (from 1985 report)	<u>92,859,490*</u>	
5. Total Report Year Expended for Completed Conversions (1986)	<u>9,347,589</u>	
6. Total Expended for Completed Conversions Through Report Year(1968-1986)(4+5)		<u>102,207,079</u>
7. Total Expended on Conversions Not Completed by Report Year-End(1986)	<u>15,842,303</u>	
8. Total Expended(6+7)		<u>118,049,382</u>

TOTAL UNEXPENDED FUNDS(3-8)

9. If Expenditures are Greater Than Allocations		<u>-0-</u>
10. If Allocations are Greater Than Expenditures [One of the above(9or10) will always be"0"]		<u>17,032,872</u>

FUNDS COMMITTED

11. Total Funds Authorized to Complete Partially Completed Jobs shown on Line 7.	<u>5,473,404</u>	
12. Funds for Jobs Not Under Construction where U.G. Districts have been formed under enabling legislation.	<u>23,660,606</u>	
13. Total Committed (11+12)		<u>29,134,010</u>

ADDITIONAL FUNDS COMMITTED

14. Funds Required for Identified Projects Under Study by Active U.G. Communities as of Report Year Ending (Projected through 1988)	<u>3,764,000</u>	
---	------------------	--

MEMO INFORMATION

15. Advance for Specific Communities Beyond Current Allocations		<u>152,769</u>
16. Reserve Funds Held For Specific Communities for Which No Specific Current Projects are Under Study as of Report Year-End.		<u>3,801,910</u>
17. Expenditures to Case 9365 (Transmission Dollars which are Included in the Total Cost above in Line 8)		<u>-0-</u>

*These figures reflect minor corrections to cumulative totals from 1968-1985.

RULE 20A DEFINITIONS

1. Total Rule 20A funds committed by the Utility. This amount is equal to the Company's total allocation from the year of inception to prior report year.
2. This amount is the Company total for the report year Rule 20A allocation.
3. Total of line 1 plus line 2 which is the base for this year's report.
4. Total expended for completed conversion jobs from inception through prior report year.
5. Total expended for completed conversion jobs for the report year.
6. Total of line 4 plus line 5.
7. Total expended for conversion jobs not yet completed through report year.
8. Total of line 6 plus line 7.
9. Expenditures that are greater than allocations:
Line 8 minus line 3 = overexpended funds.
10. Expenditures that are less than allocations:
Line 3 minus line 8 = unexpended funds.
11. Total funds authorized to complete the conversion jobs reported in item line 7.
12. Funds committed for conversion jobs where the Underground District has been established under enabling legislation.
13. Total of line 11 plus line 12.
14. Additional funds committed for specific identified jobs under study by active U.G. communities as of report year ending.
15. The total sum for specific aggressive communities that have expended and committed funds that exceed their report year allocation.
16. The total sum ^{reserve funds} for specific communities that have not expended or committed funds equal to their report year allocation.
17. Expenditures to Case 9365 (Transmission dollars which are included in line 8 above).
committed allocations

TOTAL SUMMARY
 - BY RULE -
 SAN DIEGO GAS & ELECTRIC COMPANY
 REPORT ON CONVERSIONS OF OVERHEAD TO UNDERGROUND
 ELECTRIC DISTRIBUTION FACILITIES
 YEAR 1986

<u>RULE</u>	<u>LOCATION</u>	<u>DISTRIBUTION OF ALLOCATION COSTS</u>		
		<u>UTILITY</u>	<u>CITY/COUNTY</u>	<u>TOTAL</u>
20.A	City of San Clemente	-0-	483,417	483,417
	County of Orange Unincorporated	-0-	441,121	441,121
	City of Escondido	1,473	374,555	376,028
	City of Imperial Beach	-0-	305,588	305,588
	City of San Diego	49,870	7,144,023	7,193,893
	City of San Marcos	27,442	454,965	482,407
	County of San Diego Unincorporated	-0-	65,135	65,135
	<u>TOTAL RULE 20.A</u>		<u>78,785</u>	<u>9,268,804</u>

TOTAL SUMMARY
 - BY RULE -
 SAN DIEGO GAS & ELECTRIC COMPANY
 REPORT ON CONVERSIONS OF OVERHEAD TO UNDERGROUND
 ELECTRIC DISTRIBUTION FACILITIES
 YEAR 1986

<u>RULE</u>	<u>LOCATION</u>	<u>DISTRIBUTION OF COSTS</u>		
		<u>UTILITY</u>	<u>CITY/OTHER</u>	<u>TOTAL</u>
20.B	City of Carlsbad	11,452	18,779	30,231
	City of Escondido	37,713	32,525	70,238
	City of La Mesa	7,111	193,387	200,498
	City of Oceanside	24,573	71,634	96,207
	City of San Diego	47,964	216,454	264,418
	City of San Marcos	38,570	172,671	211,241
	City of Santee	12,585	37,495	50,080
	City of Vista	62,176	49,319	111,495
	<u>TOTAL RULE 20.B</u>	<u>242,144</u>	<u>792,264</u>	<u>1,034,408</u>
20.C	County of Orange Unincorporated	260	20,134	20,394
	City of Carlsbad	-0-	3,788	3,788
	City of Escondido	8,313	50,885	59,198
	City of Poway	30,273	36,316	66,589
	City of San Diego	5,849	70,336	76,185
	City of San Marcos	50,561	47,692	98,253
	City of Santee	1,327	41,137	42,464
	City of Vista	7,905	49,744	57,649
	County of San Diego Unincorporated	12,054	115,407	127,461
	<u>TOTAL RULE 20.C</u>	<u>116,542</u>	<u>435,439</u>	<u>551,981</u>
	<u>TOTAL ALL CONVERSIONS</u>	<u>437,471</u>	<u>10,496,507</u>	<u>10,933,978</u>

RULE 20.A
 SAN DIEGO GAS & ELECTRIC COMPANY
 REPORT ON CONVERSIONS OF OVERHEAD TO UNDERGROUND
 ELECTRIC DISTRIBUTION FACILITIES

<u>Description and Location</u>	<u>Distribution of Allocation Costs</u>		
	<u>Utility</u> \$	<u>City/County</u> \$	<u>Total</u> \$
<u>County of Orange</u>			
<u>City of San Clemente</u>			
North Beach s/o El Camino Real @ Avenida Pico (Install 4,121 ft. of underground, remove 20 poles and 6,665 ft. of overhead line) Work orders 2082680, 2082681, 2082685	-0-	483,417 ✓	483,417
<u>Unincorporated</u> <i>Orange</i>			
Coast Highway, Phase II e/o Green Lantern Street (Install 5,810 ft. of underground, remove 20 poles and 3,265 ft. of overhead line) Work orders 2082150, 2082155, 2082156	-0-	441,121 ✓	441,121
<u>County of San Diego</u>			
<u>City of Escondido</u>			
Nordahl Road Mission Rd. to I-78 Worked with the City of San Marcos (TOTAL: Install 1,365 ft. of underground, remove 7 poles and 2,880 ft. of overhead line) Work orders 2143590, 2143595	-0-	61,598 ✓	61,598
Grand Avenue w/o of Midway (Install 820 ft. of underground, remove 3 poles and 2,360 ft. of overhead line) Work orders 2075390, 2075395, 2075835	39	126,161 ✓	126,200

RULE 20.A
 SAN DIEGO GAS & ELECTRIC COMPANY
 REPORT ON CONVERSIONS OF OVERHEAD TO UNDERGROUND
 ELECTRIC DISTRIBUTION FACILITIES

<u>Description and Location</u>	<u>Distribution of Allocation Costs</u>		
	<u>Utility</u> \$	<u>City/County</u> \$	<u>Total</u> \$
<u>City of Escondido - (con't)</u>			
Bear Valley Parkway n/o Beethoven, s/o San Pasqual Rd. (Install 785 ft. of underground, remove 4 poles and 1,400 ft. of overhead line) Work orders 2045370, 2045375, 2039350	1,434	186,796 ✓	188,230
<u>City of Imperial Beach</u>			
Seacoast Drive s/o Imperial Beach Blvd. (Install 3,820 ft. of underground, remove 27 poles and 6,850 ft. of overhead line) Work orders 2069720, 2069725 2069726	-0-	305,588 ✓	305,588
<u>City of San Diego</u>			
La Jolla Boulevard Colima St. to Via del Norte (Install 3,520 ft. of underground remove 43 poles and 5,380 ft. of overhead line) Work orders 2080630, 2080631, 2080632, 2080635, 2080636	-0-	454,063 ✓	454,063
Kearney Mesa Area Aero Dr., Convoy St., Kearney Villa Rd., Kearney Mesa Rd. (Install 7,520 ft. of underground, remove 43 poles and 13,198 ft. of overhead line) Work orders 2080740, 2080741, 2080745	-0-	1,284,185 ✓	1,284,185
Mission Bay Drive Grand Ave. to I-5 (Install 5,595 ft. of underground, remove 28 poles and 6,528 ft. of overhead line) Work orders 2090790, 2090791, 2090795	-0-	1,010,093 ✓	1,010,093

RULE 20.A
 SAN DIEGO GAS & ELECTRIC COMPANY
 REPORT ON CONVERSIONS OF OVERHEAD TO UNDERGROUND
 ELECTRIC DISTRIBUTION FACILITIES

<u>Description and Location</u>	<u>Distribution of Allocation Costs</u>		
	<u>Utility</u> \$	<u>City/County</u> \$	<u>Total</u> \$
<u>City of San Diego - (con't)</u>			
Pershing Drive e/o Zoo Pl. (Install 1,316 ft. of underground, remove 2 poles and 400 ft. of overhead line) Work orders 2063221, 2063226	-0-	54,565 ✓	54,565
El Cajon Boulevard 54th St. to 62nd St. (Install 8,295 ft. of underground, remove 59 poles and 7,745 ft. of overhead line) Work orders 5744450, 5744455	-0-	1,957,540 ✓	1,957,540
Zoo Place w/o Florida Canyon Rd. (Install 1,340 ft. of underground, remove 5 poles and 800 ft. of overhead line) Work orders 2132010, 2132015, 2132016	-0-	182,945 ✓	182,945
University Avenue I-805 to 40th St. (Install 8,250 ft. of underground, remove 42 poles and 15,315 ft. of overhead line) Work orders 2051250, 2051255, 2181340	42,351	1,308,959 ✓	1,351,310
Imperial Avenue 61st St. to 65th St. (Install 3,494 ft. of underground, remove 29 poles and 11,795 ft. of overhead line) Work orders 2044480, 2044485, 2124960, 5924460	7,519	800,735 ✓	808,254
Convert Series to Multiple Street Lighting Various Locations (Install 2,280 ft. of underground, remove 0 poles and 1,670 ft. of overhead line) Work orders 2071980,85; 2074970-76; 2053560; 2074977-79; 2074980-89; 2084840-42,45-47; 2098660; 2086570-79; 2092350, 2092360; 2092370; 2092380; 2092390	-0-	90,938 ✓	90,938

RULE 20.A
 SAN DIEGO GAS & ELECTRIC COMPANY
 REPORT ON CONVERSIONS OF OVERHEAD TO UNDERGROUND
 ELECTRIC DISTRIBUTION FACILITIES

<u>Description and Location</u>	<u>Distribution of Allocation Costs</u>		
	<u>Utility</u> \$	<u>City/County</u> \$	<u>Total</u> \$
<u>City of San Marcos</u>			
Nordahl Road Mission Rd. to I-78 Worked with the City of Escondido (TOTAL: Install 1,365 ft. of underground, remove 7 poles and 2,880 ft. of overhead line) Work orders 2143591, 2143593	-0-	57,177 ✓	57,177
San Marcos Boulevard Bent Ave. to I-78 (Install 2,703 ft. of underground, remove 16 poles and 4,700 ft. of overhead line) Work orders 2140300, 2140305, 2140306	27,442	397,788 ✓	425,230
<u>Unincorporated</u>			
Manchester Avenue w/o Ocean Cove Dr. <i>Encinitas</i> Encinitas (Install 1,020 ft. of underground, remove 3 poles and 928 ft. of overhead line) Work orders 2137040, 2137045	-0-	65,135 ✓	65,135
<u>TOTAL RULE 20.A CONVERSIONS</u>	<u>78,785</u>	<u>9,268,804</u>	<u>9,347,589</u>

RULE 20.B
SAN DIEGO GAS & ELECTRIC COMPANY
REPORT ON CONVERSIONS OF OVERHEAD TO UNDERGROUND
ELECTRIC DISTRIBUTION FACILITIES

<u>Description and Location</u>	<u>Distribution of Costs</u>		
	<u>Utility</u> \$	<u>Others</u> \$	<u>Total</u> \$
<u>County of San Diego</u>			
<u>City of Carlsbad</u>			
Carlsbad Inn Ocean St. s/o Elm (Install 858 ft. of underground, remove 10 poles and 2,399 ft. of overhead line) Work orders 2066270, 2066275	11,452	18,779	30,231
<u>City of Escondido</u>			
North County Fair I-15 @ Via Rancho Parkway (Install 83 ft. of underground, remove 2 poles and 210 ft. of overhead line) Work orders 2039350, 2039356, 2039359	30,005	11,613	41,618
Escondido Tract 587 2739 East Washington Ave. (Install 1,280 ft. of underground, remove 4 poles and 1,910 ft. of overhead line) Work orders 2084070, 2084075	3,039	16,026	19,065
Escondido Tract 549A s/w Grand Ave. and Rose (Install 1,050 ft. of underground, remove 3 poles and 825 ft. of overhead line) Work orders 2061690, 2061696	4,669	4,886	9,555
<u>City of La Mesa</u>			
Tract 4032-4 Jamacha Rd. @ Fury Ln. (Install 3,049 ft. of underground, remove 11 poles and 3,165 ft. of overhead line) Work orders 2072670, 2072675	7,111	193,387	200,498

RULE 20.B
 SAN DIEGO GAS & ELECTRIC COMPANY
 REPORT ON CONVERSIONS OF OVERHEAD TO UNDERGROUND
 ELECTRIC DISTRIBUTION FACILITIES

<u>Description and Location</u>	<u>Distribution of Costs</u>		
	<u>Utility</u> \$	<u>Others</u> \$	<u>Total</u> \$
<u>City of Oceanside</u>			
Whelan Ranch Unit #3 Douglas Dr. @ Keyport St. (Install 1,740 ft. of underground, remove 6 poles and 1,680 ft. of overhead line) Work orders 2018060, 2018065	8,687	23,497	32,184
Meyers Street Conversion Meyers St. between 3rd & 5th Sts. (Install 725 ft. of underground, remove 6 poles and 1,175 ft. of overhead line) Work orders 2078080, 2078085	3,708	14,991	18,699
Emerald Lake Homes Emerald Dr. @ Lake Blvd. (Install 325 ft. of underground, remove 3 poles and 607 ft. of overhead line) Work orders 2112510, 2112515	8,412	33,108	41,520
Murray Mission Unit #6 Gardenia St. @ Manzanita Dr. (Install 2,683 ft. of underground, remove 4 poles and 1,550 ft. of overhead line) Work orders 2066290, 2066295	3,766	38	3,804
<u>City of San Diego</u>			
K.J. Carroll and Associates 4300 Block Alvarado Canyon Rd. (Install 891 ft. of underground, remove 7 poles and 1,073 ft. of overhead line) Work orders 2093650, 2093655	10,979	58,017	68,996
Rio Vista Apartments San Ysidro Bl. @ Howard Ave. (Install 2,090 ft. of underground, remove 7 poles and 1,710 ft. of overhead line) Work orders 2081170, 2081175	6,863	21,606	28,469
Eastgate Tech Park Unit 1 Eastgate Mall w/o I-805 (Install 1,575 ft. of underground, remove 9 poles and 3,800 ft. of overhead line) Work orders 2043340, 2043345	30,122	136,831	166,953

RULE 20.B
SAN DIEGO GAS & ELECTRIC COMPANY
REPORT ON CONVERSIONS OF OVERHEAD TO UNDERGROUND
ELECTRIC DISTRIBUTION FACILITIES

<u>Description and Location</u>	<u>Distribution of Costs</u>		
	<u>Utility</u> \$	<u>Others</u> \$	<u>Total</u> \$
<u>City of San Marcos</u>			
Vallecitos Commerce Center Los Vallecitos Bl. e/o Las Posas (Install 740 ft. of underground, remove 2 poles and 682 ft. of overhead line) Work orders 2118440, 2118445	6,670	24,774	31,444
San Marcos Tract 273 Rancho Santa Fe Rd. s/o San Marcos Bl. (Install 710 ft. of underground, remove 2 poles and 665 ft. of overhead line) Work orders 2118450, 2118455	8,137	60,438	68,575
Price Club (Vallecitos Village) w/o Nordahl Rd. @ Montiel (Install 280 ft. of underground, remove 6 poles and 1,840 ft. of overhead line) Work orders 2054670, 2054675	216	9,129	9,345
Lake San Marcos Greens Unit 2 Rancho Santa Fe @ Camino del Arroyo (Install 1,640 ft. of underground, remove 6 poles and 2,250 ft. of overhead line) Work orders 2038970, 2038975	23,547	78,330	101,877
<u>City of Santee</u>			
Santee Tract 4269 Prospect Avenue (Install 1,081 ft. of underground, remove 8 poles and 996 ft. of overhead line) Work orders 2072850, 2072855	12,585	37,495	50,080
<u>City of Vista</u>			
Vista Tract 81-1 Emerald s/o Hacienda (Install 760 ft. of underground, remove 0 poles and 1,000 ft. of overhead line) Work orders 5845301, 5845306	53,679	33,198	86,877

RULE 20.B
 SAN DIEGO GAS & ELECTRIC COMPANY
 REPORT ON CONVERSIONS OF OVERHEAD TO UNDERGROUND
 ELECTRIC DISTRIBUTION FACILITIES

<u>Description and Location</u>	<u>Distribution of Costs</u>		
	<u>Utility</u> \$	<u>Others</u> \$	<u>Total</u> \$
<u>City of Vista - (con't)</u>			
Vista Tract 80-4 Rudd Rd. @ Sunrise Dr. (Install 872 ft. of underground, remove 4 poles and 975 ft. of overhead line)			
Work orders 5825680, 5825685	8,497	16,121	24,618
<u>TOTAL RULE 20.B CONVERSIONS</u>	<u>242,144</u>	<u>792,264</u>	<u>1,034,408</u>

RULE 20.C
 SAN DIEGO GAS & ELECTRIC COMPANY
 REPORT ON CONVERSIONS OF OVERHEAD TO UNDERGROUND
 ELECTRIC DISTRIBUTION FACILITIES

<u>Description and Location</u>	<u>Distribution of Costs</u>		
	<u>Utility</u> \$	<u>Others</u> \$	<u>Total</u> \$
<u>County of Orange</u>			
<u>Unincorporated</u>			
Capistrano Beach Motel 34766 Coast Highway Capistrano Beach (Install 990 ft. of underground, remove 1 pole and 335 ft. of overhead line) Work orders 2064460, 2064465	260	20,134	20,394
<u>County of San Diego</u>			
<u>City of Carlsbad</u>			
Carlsbad Tract 83-25 (Camino Hills) Camino Hills Rd. @ El Camino Real (Install 1,880 ft. of underground, remove 1 pole and 1,600 ft. of overhead line) Work orders 2070380, 2070385	-0-	3,788	3,788
<u>City of Escondido</u>			
Escondido Tract 604 1784 El Norte Parkway (Install 175 ft. of underground, remove 1 pole and 100 ft. of overhead line) Work orders 2118300, 2118305	107	4,316	4,423
Escondido Surgical Center 343 East 2nd Ave. (Install 285 ft. of underground, remove 3 poles and 475 ft. of overhead line) Work orders 2076210, 2076215	1,295	13,361	14,656
Escondido Tract 362 Sheridan @ Fig (Install 480 ft. of underground, remove 3 poles and 650 ft. of overhead line) Work orders 2054770, 2054775	6,911	33,208	40,119

RULE 20.C
 SAN DIEGO GAS & ELECTRIC COMPANY
 REPORT ON CONVERSIONS OF OVERHEAD TO UNDERGROUND
 ELECTRIC DISTRIBUTION FACILITIES

<u>Description and Location</u>	<u>Distribution of Costs</u>		
	<u>Utility</u>	<u>Others</u>	<u>Total</u>
	\$	\$	\$
<u>City of Poway</u>			
Willow Creek			
Midland Rd. n/o Hilleary Pl.			
(Install 1,030 ft. of underground, remove 3 poles and 570 ft. of overhead line)			
Work orders 2066760, 2066765	30,273	32,693	62,966
T.P.M. 17006 Conversion			
Red Cloud Ln. n/o Garden Rd.			
(Install 650 ft. of underground, remove 2 poles and 450 ft. of overhead line)			
Work orders 2079290, 2079295	-0-	3,623	3,623
<u>City of San Diego</u>			
Valley del Rio Center			
Camino del Rio n/o Mission Gorge Rd.			
(Install 1,560 ft. of underground, remove 2 poles and 450 ft. of overhead line)			
Work orders 2088180, 2088185	281	12,991	13,272
Capitol Pacific Business Plaza			
Ash St. @ India St. n/w Corner			
(Install 390 ft. of underground, remove 2 poles and 200 ft. of overhead line)			
Work orders 2023370, 2023375	5,568	57,345	62,913
<u>City of San Marcos</u>			
Plazuela Rio Valle			
San Marcos Bl. and Bert Ave.			
(Install 960 ft. of underground, remove 5 poles and 945 ft. of overhead line)			
Work orders 2079602, 2079605	50,028	43,578	93,606
Whispering Oaks			
Twin Oaks Valley Rd.			
(Install 0 ft. of underground, remove 2 poles and 315 ft. of overhead line)			
Work orders 2136050, 2136055	533	4,114	4,647

RULE 20.C
 SAN DIEGO GAS & ELECTRIC COMPANY
 REPORT ON CONVERSIONS OF OVERHEAD TO UNDERGROUND
 ELECTRIC DISTRIBUTION FACILITIES

<u>Description and Location</u>	<u>Distribution of Costs</u>		
	<u>Utility</u> \$	<u>Others</u> \$	<u>Total</u> \$
<u>City of Santee</u>			
Santee Tract 84-03 (Park Terrace) Mast Bl. e/o Magnolia Park (Install 374 ft. of underground, remove 0 poles and 243 ft. of overhead line) Work orders 2072560, 2072565	1,327	41,137	42,464
<u>City of Vista</u>			
Randolph Matson Warmlands (PPE) @ end of Kings Rd. (Install 600 ft. of underground, remove 5 poles and 1,425 ft. of overhead line) Work orders 2078020, 2078025	626	10,185	10,811
Shadowridge Capitol Improvement #3 Phase 2 Shadowridge @ Lupine Hills (Install 4,825 ft. of underground, remove 8 poles and 3,560 ft. of overhead line) Work orders 2042880, 2042885	3,495	7,880	11,375
Vista Tract 81-9 Puffin Rd. e/o Woorail (Install 540 ft. of underground, remove 3 poles and 640 ft. of overhead line) Work orders 2076800, 2076805	2,663	16,414	19,077
Vista Tract 84-5 Warmlands Ave. @ Independence Way (Install 180 ft. of underground, remove 2 poles and 70 ft. of overhead line) Work orders 2129750, 2129755	1,121	15,265	16,386
<u>Unincorporated</u>			
Ronald Baker e/o La Valle Platiada Rancho Santa Fe (Install 930 ft. of underground, remove 0 poles and 260 ft. of overhead line) Work orders 2136740, 2136745	57	10,453	10,510

RULE 20.C
SAN DIEGO GAS & ELECTRIC COMPANY
REPORT ON CONVERSIONS OF OVERHEAD TO UNDERGROUND
ELECTRIC DISTRIBUTION FACILITIES

<u>Description and Location</u>	<u>Distribution of Costs</u>		
	<u>Utility</u> \$	<u>Others</u> \$	<u>Total</u> \$
<u>Unincorporated - (con't)</u>			
Convert OH to UG, Legat 22120 Crestline Rd. Palomar Mountain (Install 540 ft. of underground, remove 2 poles and 515 ft. of overhead line) Work orders 2032370, 2032375	210	26,443	26,653
San Diego County Tract 4345-1 McLees Ct. @ Titan Ct. San Marcos (Install 190 ft. of underground, remove 3 poles and 750 ft. of overhead line) Work orders 2097060, 2097065	-0-	5,421	5,421
Tract 3747-02 Los Coches Rd. @ Jackson Hill Dr. Lakeside (Install 706 ft. of underground, remove 1 pole and 540 ft. of overhead line) Work orders 2055590, 2055595	(6)	2,547	2,541
Marvin Billison 655 Tumblecreek Ln. Fallbrook (Install 325 ft. of underground, remove 1 pole and 170 ft. of overhead line) Work orders 2112900, 2112905	-0-	2,031	2,031
Rios Avenue Street Improvement Rios Ave. n/o Seabright Ln. Solana Beach (Install 118 ft. of underground, remove 2 poles and 260 ft. of overhead line) Work orders 2128110, 2128115	440	10,253	10,693
Allen King Conversion 30015 Via De Sauce Valley Center (Install 398 ft. of underground, remove 1 pole and 295 ft. of overhead line) Work orders 2134900, 2134905	156	7,344	7,500

RULE 20.C
 SAN DIEGO GAS & ELECTRIC COMPANY
 REPORT ON CONVERSIONS OF OVERHEAD TO UNDERGROUND
 ELECTRIC DISTRIBUTION FACILITIES

<u>Description and Location</u>	<u>Distribution of Costs</u>		
	<u>Utility</u> \$	<u>Others</u> \$	<u>Total</u> \$
<u>Unincorporated - (con't)</u>			
Countryside Apartments 14th St. n/o "H" St. Ramona (Install 740 ft. of underground, remove 1 pole and 450 ft. of overhead line) Work orders 2089461, 2089465	4,481	23,071	27,552
Ramona Estates 14th St. s/o "E" St. Ramona (Install 1,250 ft. of underground, remove 4 poles and 900 ft. of overhead line) Work orders 2105581, 2105585	6,716	27,844	34,560
<u>TOTAL RULE 20.C CONVERSIONS</u>	<u>116,542</u>	<u>435,439</u>	<u>551,981</u>

1987



San Diego Gas & Electric

FILE NO.

PUG 100
C. 8209

March 31, 1988

Public Utilities Commission
State of California
505 Van Ness Avenue
San Francisco, CA 94102

Attention: Mr. Victor R. Weisser
Executive Director

Gentlemen:

In accordance with ordering Paragraph 7 of Decision 73078 in Case 8209, San Diego Gas and Electric Company is submitting herewith a full report on conversion work completed during the year 1987, including a list and description of each project and indicating the distribution of costs as between the utility and others. You will find the report broken into categories of Rule 20A, 20B, 20C.

The overall status of our Rule 20A conversion program in our service territory as of December 31, 1987, and list of definitions, in accordance with the format requested by the California Public Utilities Commission is contained in the attached information.

Sincerely,

SAN DIEGO GAS AND ELECTRIC COMPANY

W.L. Reed

William L. Reed, Manager
Regulatory Affairs Department

WLR/PJZ:cmw

Attachment

cc: A.T. Davis
R.K. Fuller
P.J. Zellers

Karen
bcc: H.D. Compton District Directors
T.V. Dolan District Engineering
B.A. Hernandez Supervisors
D.L. Hopkins R.H. Bridenbecker (SCE)
C.D. Kircher T.F. Bryson (SCE)
~~J.R. Kleberdanz~~ G. Miller (SCE)
~~R.B. Liska~~ J.C. Keyser (PGE)
~~G.M. Williamson~~ G.W. Clerk (PGE)

REPORT OF RULE 20A CONVERSIONS

UTILITY SAN DIEGO GAS & ELECTRIC

YEAR ENDING 1987

ALLOCATIONS FOR CONVERSIONS

1. Total Allocations(1968-1986)		<u>135,082,254*</u>
2. Report Year's Allocation(1987)	<u>18,195,000</u>	
3. Total Allocations Through Report Year(1968-1987) (1+2)		<u>153,277,254</u>

EXPENDITURES FOR CONVERSIONS

4. Total Expended for Completed Conversions(1968-1986) (from 1986 report)	<u>102,207,079*</u>	
5. Total Report Year Expended for Completed Conversions (1987)	<u>12,996,433</u>	
6. Total Expended for Completed Conversions Through Report Year(1968-1987)(4+5)		<u>115,203,512</u>
7. Total Expended on Conversions Not Completed by Report Year-End(1987)	<u>15,355,990</u>	
8. Total Expended(6+7)		<u>130,559,502</u>

TOTAL UNEXPENDED FUNDS(3-8)

9. If Expenditures are Greater Than Allocations		<u>-0-</u>
10. If Allocations are Greater Than Expenditures [One of the above(9or10) will always be'0']		<u>22,717,752</u>

FUNDS COMMITTED

11. Total Funds Authorized to Complete Partially Completed Jobs shown on Line 7.	<u>15,464,122</u>	
12. Funds for Jobs Not Under Construction where U.G. Districts have been formed under enabling legislation.	<u>11,553,000</u>	
13. Total Committed (11+12)		<u>27,017,122</u>

ADDITIONAL FUNDS COMMITTED

14. Funds Required for Identified Projects Under Study by Active U.G. Communities as of Report Year Ending (Projected through 1989)	<u>2,590,000</u>	
---	------------------	--

MEMO INFORMATION

15. Advance for Specific Communities Beyond Current Allocations		<u>256,049</u>
16. Reserve Funds Held For Specific Communities for Which No Specific Current Projects are Under Study as of Report Year-End.		<u>6,963,599</u>
17. Expenditures to Case 9365 (Transmission Dollars which are Included in the Total Cost above in Line 8)		<u>-0-</u>

These figures reflect minor corrections to cumulative totals from 1968-1985.

RULE 20A DEFINITIONS

1. Total Rule 20A funds committed by the Utility. This amount is equal to the Company's total allocation from the year of inception to prior report year.
2. This amount is the Company total for the report year Rule 20A allocation.
3. Total of line 1 plus line 2 which is the base for this year's report.
4. Total expended for completed conversion jobs from inception through prior report year.
5. Total expended for completed conversion jobs for the report year.
6. Total of line 4 plus line 5.
7. Total expended for conversion jobs not yet completed through report year.
8. Total of line 6 plus line 7.
9. Expenditures that are greater than allocations:
Line 8 minus line 3 = overexpended funds.
10. Expenditures that are less than allocations:
Line 3 minus line 8 = unexpended funds.
11. Total funds authorized to complete the conversion jobs reported in item line 7.
12. Funds committed for conversion jobs where the Underground District has been established under enabling legislation.
13. Total of line 11 plus line 12.
14. Additional funds committed for specific identified jobs under study by active U.G. communities as of report year ending.
15. The total sum for specific aggressive communities that have expended and committed funds that exceed their report year allocation.
16. The total sum for specific communities that have not expended or committed funds equal to their report year allocation.
17. Expenditures to Case 9365 (Transmission dollars which are included in line 8 above).

TOTAL SUMMARY
 - BY RULE -
 SAN DIEGO GAS & ELECTRIC COMPANY
 REPORT ON CONVERSIONS OF OVERHEAD TO UNDERGROUND
 ELECTRIC DISTRIBUTION FACILITIES
 YEAR 1987

<u>Rule</u>	<u>Location</u>	<u>Distribution of Costs</u>		
		<u>Utility</u>	<u>City/County</u>	<u>Total</u>
		\$	\$	\$
20.A	City of Chula Vista	-0-	407,721	407,721
	City of Escondido	-0-	587,140	587,140
	City of La Mesa	-0-	695,652	695,652
	City of San Diego	96,294	7,027,451	7,123,745
	County of San Diego Unincorporated	-0-	4,182,175	4,182,175
	<u>TOTAL RULE 20.A CONVERSIONS</u>	<u>96,294</u>	<u>12,900,139</u>	<u>12,996,433</u>

TOTAL SUMMARY
 - BY RULE -
 SAN DIEGO GAS & ELECTRIC COMPANY
 REPORT ON CONVERSIONS OF OVERHEAD TO UNDERGROUND
 ELECTRIC DISTRIBUTION FACILITIES
 YEAR 1987

<u>Rule</u>	<u>Location</u>	<u>Distribution of Costs</u>		
		<u>Utility</u>	<u>Others</u>	<u>Total</u>
		\$	\$	\$
20.B	County of Orange	70,110	123,468	193,578
	City of Carlsbad	50,819	122,461	173,280
	City of Chula Vista	32,805	84,056	116,861
	City of El Cajon	16,757	15,021	31,778
	City of Escondido	29,231	88,484	117,715
	City of Oceanside	86,178	235,757	321,935
	City of Poway	211,996	95,918	307,914
	City of San Diego	668,872	275,027	943,899
	City of San Marcos	91,923	95,694	187,617
	City of Santee	27,528	87,915	115,443
	City of Vista	20,472	69,566	90,038
	County of San Diego Unincorporated	65,103	81,628	146,731
	<u>TOTAL RULE 20.B</u>	<u>1,371,794</u>	<u>1,374,995</u>	<u>2,746,789</u>
20.C	County of Orange	98	41,148	41,246
	City of Del Mar	280	5,154	5,434
	City of El Cajon	151	12,064	12,215
	City of Encinitas	5,531	36,046	41,577
	City of Escondido	2,946	88,722	91,668
	City of San Diego	8,484	157,057	165,541
	City of San Marcos	2,708	24,046	26,754
	City of Santee	20,593	69,220	89,813
	City of Vista	795	26,352	27,147
	County of San Diego Unincorporated	19,489	122,116	141,605
	<u>TOTAL RULE 20.C</u>	<u>61,075</u>	<u>581,925</u>	<u>643,000</u>

RULE 20.A
 SAN DIEGO GAS & ELECTRIC COMPANY
 REPORT ON CONVERSIONS OF OVERHEAD TO UNDERGROUND
 ELECTRIC DISTRIBUTION FACILITIES

<u>Description and Location</u>	<u>Distribution of Allocation Costs</u>		
	<u>Utility</u>	<u>City/County</u>	<u>Total</u>
	\$	\$	\$
<u>County of San Diego</u>			
<u>City of Chula Vista</u>			
Bonita Road Flower Street to I-805 (Install 3,372 ft. of underground, remove 12 poles and 2,433 ft. of overhead line) Work orders 2087040, 2087045, 2087046, 2128411	-0-	407,721	407,721
		<i>recorded OK</i>	
<u>City of Escondido</u>			
Mission Avenue Broadway to Fig Street (Install 4,755 ft. of underground, remove 7 poles and 1,430 ft. of overhead line) Work orders 5803800, 5803801, 5803805, 5803806	-0-	587,140	587,140
<u>City of La Mesa</u>			
University Avenue Yale Avenue to Park Lane (Install 5,805 ft. of underground, remove 27 poles and 3,400 ft. of overhead line) Work orders 2080260, 2080265	-0-	695,652	695,652
<u>City of San Diego</u>			
Jackson Drive Lakeshore Drive to Navajo Road (Install 5,555 ft. of underground, remove 25 poles and 7,040 ft. of overhead line) Work orders 2091320, 2091325	-0-	869,493	869,493

RULE 20. A
 SAN DIEGO GAS & ELECTRIC COMPANY
 REPORT ON CONVERSIONS OF OVERHEAD TO UNDERGROUND
 ELECTRIC DISTRIBUTION FACILITIES

<u>Description and Location</u>	<u>Distribution of Allocation Costs</u>		
	<u>Utility</u>	<u>City/County</u>	<u>Total</u>
	\$	\$	\$
<u>City of San Diego (con't)</u>			
Marina "D" Blocks R/R to Union Street, "G" Street to Market Street (Install 1,984 ft. of underground, remove 16 poles and 5,605 ft. of overhead line) Work orders 5797760, 5797765	-0-	794,847	794,847
Marina "E" Blocks Union Street, Market Street, Front Street, 1st, 2nd, & 3rd Avenue (Install 2,541 ft. of underground, remove 33 poles and 5,950 ft. of overhead line) Work orders 2051380, 2051385	-0-	821,942	821,942
Marina "F" Blocks Island Street, Market Street, India Street, Union Street (Install 2,075 ft. of underground remove 12 poles and 4,950 ft. of overhead line) Work orders 2148230, 2148235	-0-	541,603	541,603
47th Street Imperial Avenue to Highway 94 (Install 8,554 ft. of underground, remove 27 poles and 14,510 ft. of overhead line) Work orders 2086440, 2086441, 2086445, 2086446, 5924620	7,855	1,310,704	1,318,559
First Avenue I-5 to Laurel Street (Install 5,504 ft. of underground, remove 27 poles and 8,383 ft. of overhead line) Work orders 2116880, 2116881, 2116885, 2116886, 2116887	-0-	1,067,341	1,067,341

RULE 20.A
 SAN DIEGO GAS & ELECTRIC COMPANY
 REPORT ON CONVERSIONS OF OVERHEAD TO UNDERGROUND
 ELECTRIC DISTRIBUTION FACILITIES

<u>Description and Location</u>	<u>Distribution of Allocation Costs</u>		
	<u>Utility</u> \$	<u>City/County</u> \$	<u>Total</u> \$
<u>City of San Diego - (con't)</u>			
Gaslamp "V" 6th Avenue, Island Street to Market Street (Install 1,370 ft. of underground, remove 3 poles and 700 ft. of overhead line) Work orders 2148630, 2148635	88,439	212,908	301,347
Prospect Place Roslyn Lane to Torrey Pines Road (Install 2,650 ft. of underground, remove 10 poles and 2,600 ft. of overhead line) Work orders 2146110, 2146111, 2146115 2146116, 2146117	-0-	477,516	477,516
Murray Ridge Road Encino Avenue to Harjoan Avenue (Install 5,409 ft. of underground, remove 37 poles and 6,205 ft. of overhead line) Work orders 2103910, 2103915, 2103916	-0-	581,348	581,348
Catalina Boulevard Canon Street to Federal Property (Install 5,464 ft. of underground, remove 23 poles and 7,585 ft. of overhead line) Work orders 2098030, 2098031, 2098032 2098035	-0-	349,749	349,749
<u>County of San Diego Unincorporated</u>			
Jamacha Boulevard, Phases I & II Spring Valley Sweetwater Springs Boulevard to Pecos Street (Install 9,150 ft. of underground, remove 48 poles and 10,960 ft. of overhead line) Work orders 2047600, 2047605	-0-	1,034,639	1,034,639

RULE 20.A
 SAN DIEGO GAS & ELECTRIC COMPANY
 REPORT ON CONVERSIONS OF OVERHEAD TO UNDERGROUND
 ELECTRIC DISTRIBUTION FACILITIES

<u>Description and Location</u>	<u>Distribution of Allocation Costs</u>		
	<u>Utility</u> \$	<u>City/County</u> \$	<u>Total</u> \$
<u>County of San Diego Unincorporated (con't)</u>			
Third Avenue, Phases I & II Chula Vista Palomar Street to "L" Street (Install 11,420 ft. of underground, remove 71 poles and 12,275 ft. of overhead line)			
Work orders 5899940, 5899945, 5899946, 2069410, 2069411, 2069412, 2069415, 2069416	-0-	3,032,743	3,032,743
Mountain Meadow Boulevard Escondido Meadowglen Way to Glenmeade Way (Install 1,110 ft. of underground, remove 10 poles and 2,080 ft. of overhead line)			
Work orders 2118550, 2118555,	-0-	114,793	114,793
 <u>TOTAL RULE 20.A CONVERSIONS</u>	 <u>96,294</u>	 <u>12,900,139</u>	 <u>12,996,433</u>

RULE 20.B
 SAN DIEGO GAS & ELECTRIC COMPANY
 REPORT ON CONVERSIONS OF OVERHEAD TO UNDERGROUND
 ELECTRIC DISTRIBUTION FACILITIES

<u>Description and Location</u>	<u>Distribution of Costs</u>		
	<u>Utility</u> \$	<u>Others</u> \$	<u>Total</u> \$
<u>County of Orange</u>			
<u>Laguna Niguel</u>			
Ocean Way Conversion Ocean Way w/o Pacific Island Dr. (Install 256 ft. of underground, remove 4 poles and 1,260 ft. of overhead line) Work orders 2148030, 2148035	50,607	58,450	109,057
Crown Valley Parkway Conversion Phase II (Install 416 ft. of underground, remove 2 poles and 1,100 ft. of overhead line) Work orders 2170560, 2170565	19,503	65,018	84,521
<u>County of San Diego</u>			
<u>City of Carlsbad</u>			
Carlsbad Tract 84-23, Phases 6,7,8 Melrose Ave. @ Corintia St. (Install 1,280 ft. of underground, remove 2 poles and 1,208 ft. of overhead line) Work orders 2132550, 2132770 2132920, 2132925	10,510	37,358	47,868
Carlsbad Tract 73-24, Phase 3 Poinsettia Lane @ Paseo del Norte (Install 440 ft. of underground, remove 4 poles and 1,500 ft. of overhead line) Work orders 2040440, 2040445	40,309	85,103	125,412
<u>City of Chula Vista</u>			
Otay Valley Industrial Park Maxwell Rd. n/o Otay Lakes Rd. (Install 740 ft. of underground, remove 3 poles and 1,380 ft. of overhead line) Work orders 2069640, 2069645	32,805	84,056	116,861
<u>City of El Cajon</u>			
Brookhurst Estates #3 Brookhurst Dr. @ Granite Hills Dr. (Install 2,605 ft. of underground, remove 8 poles and 1,852 ft. of overhead line) Work orders 2080170, 2080175	16,757	15,021	31,778

RULE 20.3
SAN DIEGO GAS & ELECTRIC COMPANY
REPORT ON CONVERSIONS OF OVERHEAD TO UNDERGROUND
ELECTRIC DISTRIBUTION FACILITIES

<u>Description and Location</u>	<u>Distribution of Costs</u>		
	<u>Utility</u>	<u>Others</u>	<u>Total</u>
	\$	\$	\$
<u>City of Escondido</u>			
Ferrara Plaza East Valley Py @ Citrus Ave. (Install 1,344 ft. of underground, remove 6 poles and 940 ft. of overhead line) Work orders 2079340, 2079345	19,354	35,853	55,207
Escondido Tract 562, Phase II Borden Rd. n/o Avocado Ave. (Install 880 ft. of underground, remove 1 pole and 955 ft. of overhead line) Work orders 2083890, 2083895	9,877	52,631	62,508
<u>City of Oceanside</u>			
Home Depot Center Vista Wy @ College Blvd. (Install 2,366 ft. of underground, remove 6 poles and 2,100 ft. of overhead line) Work orders 2112840, 2112845	26,656	125,962	152,618
Tri-City Crossroads Plaza Dr. e/o College Blvd. (Install 1,909 ft of underground, remove 5 poles and 2,000 ft. of overhead line) Work orders 2132580, 2132585, 2132586	59,522	109,795	169,317
<u>City of Poway</u>			
Poway Tract 4092-R Espola Rd. @ Lake Poway Rd. (Install 1,300 ft. of underground, remove 27 poles and 3,160 ft. of overhead line) Work orders 2105990, 2105995, 2105996	161,949	82,465	244,414
Poway Tract 4093-R w/o Espola Rd. s/o Lake Poway Rd. (Install 1,043 ft. of underground, remove 12 poles and 2,560 ft. of overhead line) Work orders 2143870, 2143875	50,047	13,453	63,500

RULE 20.B
 SAN DIEGO GAS & ELECTRIC COMPANY
 REPORT ON CONVERSIONS OF OVERHEAD TO UNDERGROUND
 ELECTRIC DISTRIBUTION FACILITIES

<u>Description and Location</u>	<u>Distribution of Costs</u>		
	<u>Utility</u>	<u>Others</u>	<u>Total</u>
	\$	\$	\$
<u>City of San Diego</u>			
Carmel Valley Neighborhood 5, Unit 1 Carmel Valley Rd. e/o I-5 (Install 6,675 ft. of underground, remove 7 poles and 4,135 ft. of overhead line) Work orders 2020261, 2020265	184,551	100,257	284,808
Brittania Commerce Center Siempre Viva Rd. e/o Cactus Rd. (Install 1,587 ft. of underground, remove 15 poles and 3,900 ft. of overhead one) Work orders 2149120, 2149125	97,245	27,862	125,107
Employment Development Center 2B El Camino Real s/o Del Mar Heights Rd. (Install 1,100 ft. of underground, remove 7 poles and 1,950 ft. of overhead line) Work orders 2031340, 2031345	72,909	21,389	94,298
Pardee 1st Neighborhood, Unit 1 Del Mar Heights Rd. (Install 1,005 ft. of underground, remove 15 poles and 3,445 ft. of overhead line) Work orders 2114821, 2114825	179,679	28,157	207,836
North City West 3, Unit 5 Overpark Rd. e/o High Bluff Dr. (Install 425 ft. of underground, remove 5 poles and 1,715 ft. of overhead line) Work orders 2043590, 2043595	49,327	34,983	84,310
North City West Neighborhood 7 El Camino Real n/o Del Mar Heights Rd. (Install 830 ft. of underground, remove 14 poles and 1,935 ft. of overhead line) Work orders 2043320, 2043325, 2043326	63,628	27,272	90,900
North City West Neighborhood 7, Units 3 & 10 Quarter Mile Dr. e/o El Camino Real (Install 0 ft. of underground, remove 2 poles and 905 ft. of overhead line) Work orders 2054050, 2054055	21,533	35,107	56,640

RULE 20.B
 SAN DIEGO GAS & ELECTRIC COMPANY
 REPORT ON CONVERSIONS OF OVERHEAD TO UNDERGROUND
 ELECTRIC DISTRIBUTION FACILITIES

<u>Description and Location</u>	<u>Distribution of Costs</u>		
	<u>Utility</u> \$	<u>Others</u> \$	<u>Total</u> \$
<u>City of San Marcos</u>			
Nordahl Road n/o Highway 78 (Install 1,140 ft. of underground, remove 5 poles and 2,880 ft. of overhead line Work orders 2143592, 2143595	75,073	50,708	125,781
Hampton Hill Rancho Santa Fe s/o Broken Rock Rd. (Install 725 ft. of underground, remove 4 poles and 1,271 ft. of overhead line) Work orders 2140560, 2140565	16,850	44,986	61,836
<u>City of Santee</u>			
Mesa View Mesa Rd. @ Prospect Ave. (Install 1,315 ft. of underground, remove 6 poles and 2,540 ft. of overhead line) Work orders 2133540, 2133545	19,686	69,402	89,088
Sunset Santee 8815-8863 Mission Gorge Rd. (Install 1,015 ft. of underground, remove 3 poles and 1,525 ft. of overhead line) Work orders 2166270, 2166275	7,842	18,513	26,355
<u>City of Vista</u>			
Gateway Center, Phase II Sycamore Ave. @ Plumosa Ave. (Install 475 ft. of underground, remove 4 poles and 1,150 ft. of overhead line) Work orders 2112640, 2112645	20,472	69,566	90,038

RULE 20.B
 SAN DIEGO GAS & ELECTRIC COMPANY
 REPORT ON CONVERSIONS OF OVERHEAD TO UNDERGROUND
 ELECTRIC DISTRIBUTION FACILITIES

<u>Description and Location</u>	<u>Distribution of Costs</u>		
	<u>Utility</u> \$	<u>Others</u> \$	<u>Total</u> \$
<u>Unincorporated</u>			
County of San Diego Tract 4321 Fallbrook Yucca Rd. s/o Live Oak Rd. (Install 249 ft. of underground, remove 6 poles and 1,038 ft. of overhead line) Work orders 2151840, 2151845	46,793	38,887	85,680
Bruce Sherman Apartments Alturas St. @ Fallbrook St. Fallbrook (Install 314 ft. of underground, remove 4 poles and 1,420 ft. of overhead line) Work orders 2144810, 2144815	4,679	27,389	32,068
County of San Diego Tract 4413 Rancho Santa Fe San Dieguito Rd. @ San Diegueno Rd. (Install 0 ft. of underground, remove 19 poles and 4,150 ft of overhead line) Work orders 2081430, 2081432, 2081435	13,631	15,352	28,983
<u>TOTAL 20.B CONVERSIONS</u>	<u>1,371,794</u>	<u>1,374,995</u>	<u>2,746,789</u>

RULE 20.C
 SAN DIEGO GAS & ELECTRIC COMPANY
 REPORT ON CONVERSIONS OF OVERHEAD TO UNDERGROUND
 ELECTRIC DISTRIBUTION FACILITIES

<u>Description and Location</u>	<u>Distribution of Costs</u>		
	<u>Utility</u>	<u>Others</u>	<u>Total</u>
	\$	\$	\$
<u>County of Orange</u>			
<u>Unincorporated</u>			
SONGS Conversion			
Coast Highway n/o SONGS			
(Install 230 ft. of underground, remove 12 poles and 1,320 ft. of overhead line)			
Work orders 2130470, 2130475, 2170460, 2170465	98	41,148	41,246
<u>County of San Diego</u>			
<u>City of Del Mar</u>			
Fargo Industries			
690 Via de la Valle			
(Install 176 ft. of underground, remove 2 poles and 310 ft. of overhead line)			
Work orders 2152020, 2152025	280	5,154	5,434
<u>City of El Cajon</u>			
Raleigh Avenue Industrial*			
Raleigh Avenue			
(Install 10 ft. of underground, remove 0 poles and 0 ft. of overhead line)			
Work order 2193691	151	12,064	12,215
*OH removal done with City street relocation			
<u>City of Encinitas</u>			
San Diego Tract 4373-1			
Santa Fe Dr. @ Balour Dr.			
(Install 268 ft. of underground, remove 1 pole and 194 ft. of overhead line)			
Work orders 2029050, 2029055	5,404	30,065	35,469
Encinitas Terrace			
Riqueza St. e/o I-5			
(Install 20 ft. of underground, remove 0 poles and 180 ft. of overhead line)			
Work orders 2152140, 2152145	127	5,981	6,108

RULE 20.C
 SAN DIEGO GAS & ELECTRIC COMPANY
 REPORT ON CONVERSIONS OF OVERHEAD TO UNDERGROUND
 ELECTRIC DISTRIBUTION FACILITIES

<u>Description and Location</u>	<u>Distribution of Costs</u>		
	<u>Utility</u> \$	<u>Others</u> \$	<u>Total</u> \$
<u>City of Escondido</u>			
El Norte Apartments 145 West El Norte Parkway (Install 570 ft. of underground, remove 2 poles and 630 ft. of overhead line) Work orders 2159730, 2159735	856	7,853	8,709
Escondido Tract 553 (Avocado East) e/o Bear Valley Parkway n/o Ranchito Dr. (Install 460 ft. of underground, remove 0 poles and 891 ft. of overhead line) Work orders 2067130, 2067135	226	22,286	22,512
Escondido Tract 564 North Broadway n/o Trellis Lane (Install 0 ft. of underground, remove 0 poles and 0 ft. of overhead line) Work orders 2089520, 2089525	(35)	966	931
Escondido Tract 399 Bear Valley Rd. @ Beartrap Park (Install 0 ft. of underground, remove 0 poles and 0 ft. of overhead line) Work orders 2164940, 2164945	184	7,771	7,955
Escondido Tract 553 Canyon Rd. @ Gretna Green (Install 35 ft. of underground, remove 4 poles and 108 ft. of overhead line) Work orders 2089430, 2089435	274	15,692	15,966
Escondido Tract 615 425 Vista Ave. (Install 268 ft. of underground, remove 1 pole and 370 ft. of overhead line) Work orders 2159830, 2159835	1,068	16,337	17,405
Escondido Tract 583R Lincon Ave. @ Conway Dr. (Install 250 ft. of underground, remove 3 poles and 630 ft. of overhead line) Work orders 2137761, 2137766	373	17,817	18,190

RULE 20.C
SAN DIEGO GAS & ELECTRIC COMPANY
REPORT ON CONVERSIONS OF OVERHEAD TO UNDERGROUND
ELECTRIC DISTRIBUTION FACILITIES

<u>Description and Location</u>	<u>Distribution of Costs</u>		
	<u>Utility</u>	<u>Others</u>	<u>Total</u>
	\$	\$	\$
<u>City of San Diego</u>			
Vallecitos Condos 8132 Camino del Sol (Install 400 ft. of underground, remove 2 poles and 665 ft. of overhead line) Work orders 2090500, 2090505	251	22,521	22,772
Fredman Conversion 969 Coast Boulevard (Install 255 ft. of underground, remove 1 pole and 150 ft. of overhead line) Work orders 2133861, 2133865	148	6,001	6,149
The Promenade @ Pacific Beach w/s Mission Blvd. s/o Reed St. (Install 220 ft. of underground, remove 2 poles and 460 ft. of overhead line) Work orders 2145730, 2145735	800	5,962	6,762
SDSU Bus Terminal Campanille St. @ Hardy Ave. (Install 261 ft. of underground, remove 0 poles and 0 ft. of overhead line) Work orders 2125030, 2125035	84	87,990	88,074
North City West Pardee Visitor Center n/s Carmel Valley Rd. e/o El Camino Real (Install 623 ft. of underground, remove 4 poles and 1,595 ft. of overhead line) Work orders 2090900, 2090905	7,201	34,583	41,784
<u>City of San Marcos</u>			
San Marcos Tract 273-2 Rancho Santa Fe Rd. s/o Palomar Airport Rd. (Install 168 ft. of underground, remove 2 poles and 570 ft. of overhead line) Work orders 2143150, 2143155	543	1,540	2,083

RULE 20.C
SAN DIEGO GAS & ELECTRIC COMPANY
REPORT ON CONVERSIONS OF OVERHEAD TO UNDERGROUND
ELECTRIC DISTRIBUTION FACILITIES

<u>Description and Location</u>	<u>Distribution of Costs</u>		
	<u>Utility</u> \$	<u>Others</u> \$	<u>Total</u> \$
<u>City of San Marcos (con't)</u>			
Western Empire Center AKA Via Marcos Center e/s Via Vera Cruz s/s San Marcos Blvd. (Install 333 ft. of underground, remove 2 poles and 192 ft. of overhead line) Work orders 2183430, 2183435	292	5,759	6,051
Byerlee Apartments Richmar Ave. @ Liberty Dr. (Install 413 ft. of underground, remove 2 poles and 1,460 ft. of overhead line) Work orders 2183240, 2183245	1,873	16,747	18,620
<u>City of Santee</u>			
Santee Tract 4001 Prospect Ave. and Fanita Dr. (Install 690 ft. of underground, remove 2 poles and 775 ft. of overhead line) Work orders 2099420, 2099425	20,593	69,220	89,813
<u>City of Vista</u>			
Jack McKellar 1255-1257 Alta Vista Dr. (Install 200 ft. of underground, remove 1 pole and 400 ft. of overhead line) Work orders 2167120, 2167125	108	2,440	2,548
Schaefer Office Building Melrose Ave. s/o Hacienda Dr. (Install 248 ft. of underground, remove 2 poles and 620 ft. of overhead line) Work orders 2191920, 2191925	678	21,845	22,523
Vista Tract 80-26 Durian St. n/o Hill St. (Install 166 ft. of underground, remove 2 poles and 208 ft. of overhead line) Work orders 2076620, 2076625	9	2,067	2,076

RULE 20.C
 SAN DIEGO GAS & ELECTRIC COMPANY
 REPORT ON CONVERSIONS OF OVERHEAD TO UNDERGROUND
 ELECTRIC DISTRIBUTION FACILITIES

<u>Description and Location</u>	<u>Distribution of Costs</u>		
	<u>Utility</u>	<u>Others</u>	<u>Total</u>
	\$	\$	\$
<u>Unincorporated</u>			
Tract 4318 Burma Road Fallbrook (Install 581 ft. of underground, remove 1 pole and 600 ft. of overhead line) Work orders 5882100, 5882105	13,505	21,632	35,137
San Diego Tract 4294-1 Pippin Dr. and Kiel Rd. Fallbrook (Install 208 ft. of underground, remove 3 poles and 640 ft. of overhead line) Work orders 2117340, 2117345	-0-	6,569	6,569
John Lindsay 1076 Farmer Road Julian (Install 0 ft. of underground, remove 1 pole and 85 ft. of overhead line) Work orders 2194570, 5005313	-0-	727	727
Sierra VII, Tract 3755 Via del Luz n/o Los Coches Rd. East Lakeside (Install 88 ft. of underground, remove 0 poles and 205 ft. of overhead line) Work orders 2153420, 2153425	109	7,185	7,294
San Diego Tract 4485 Rancho Santa Fe Rd. w/o Morning Sun Dr. Olivenhein (Install 125 ft. of underground, remove 1 pole and 470 ft. of overhead line) Work orders 2133100, 2133105	272	18,692	18,964
Robert Mance e/o La Bajada n/o La Noria Rancho Santa Fe (Install 512 ft. of underground, remove 2 poles and 380 ft. of overhead line) Work orders 2151790, 2151795	453	18,368	18,821

RULE 20.C
SAN DIEGO GAS & ELECTRIC COMPANY
REPORT ON CONVERSIONS OF OVERHEAD TO UNDERGROUND
ELECTRIC DISTRIBUTION FACILITIES

<u>Description and Location</u>	<u>Distribution of Costs</u>		
	<u>Utility</u> \$	<u>Others</u> \$	<u>Total</u> \$
<u>Unincorporated (con't)</u>			
Schmidt Property El Vuelo s/o Via Guadalupe Rancho Santa Fe (Install 315 ft. of underground remove 0 poles and 230 ft. of overhead line) Work orders 2129920, 2129925	18	12,137	12,155
Handley Residence 16664 La Gracia Rancho Santa Fe (Install 70 ft. of underground, remove 1 pole and 65 ft. of overhead line) Work orders 2197220, 2197225	68	1,143	1,211
Del Rayo Properties w/o San Dieguito Rd. Rancho Santa Fe (Install 815 ft. of underground, remove 2 poles and 420 ft. of overhead line) Work orders 2177090, 2177095	-0-	12,537	12,537
Tract 4502 Avenida Anguila Spring Valley (Install 150 ft. of underground, remove 2 poles and 400 ft. of overhead line) Work orders 2113430, 2113435	959	23,126	24,085
Fury Lane Conversion Fury Lane @ Lorraine Ann Dr. Spring Valley (Install 80 ft. of underground remove 1 pole and 165 ft. of overhead line) Work orders 2153930, 2153935	4,105	-0-	4,105
<u>TOTAL RULE 20.C CONVERSIONS</u>	<u>61,075</u>	<u>581,925</u>	<u>643,000</u>

REPORT OF RULE 20A CONVERSIONS

UTILITY: SAN DIEGO GAS AND ELECTRIC COMPANYYEAR ENDING: 1988

ALLOCATIONS FOR CONVERSIONS

1. Total Allocations (1968-1987)		<u>153,551,481*</u>
2. Report Year's Allocation (1988)	<u>19,833,000</u>	
3. Total Allocations Through Report Year (1968-1988) (1+2)		<u>173,384,481</u>

EXPENDITURES FOR CONVERSIONS

4. Total Expended for Completed Conversions(1968-1987)(from 1987 report)	<u>114,393,749*</u>	
5. Total Report Year Expended for Completed Conversions (1988)	<u>13,429,712</u>	
6. Total Expended for Completed Conversions Through Report Year (1968-1987)(4+5)		<u>127,823,461</u>
7. Total Expended on Conversions Not Completed by Report Year-End(1988)	<u>15,890,829</u>	
8. Total Expended(6+7)		<u>143,714,290</u>

TOTAL UNEXPENDED FUNDS(3-8)

9. If Expenditures are Greater Than Allocations		-0-
10. If Allocations are Greater Than Expenditures (One of the above (9or10) will always be -0-)		<u>29,670,191</u> *

FUNDS COMMITTED

11. Total Funds Authorized to Complete Partially Completed Jobs shown on Line 7	<u>10,802,226</u>	
12. Funds for Jobs Not Under Construction where U.G. Districts have been formed under enabling legislation	<u>22,100,000</u>	
13. Total Committed (11+12)		<u>32,902,226</u>

ADDITIONAL FUNDS COMMITTED

14. Funds Required for Identified Projects Under Study by Active U.G. Communities as of Report Year Ending (Projected through 1990)	<u>5,382,000</u>	
--	------------------	--

NEED INFORMATION

15. Advance for Specific Communities Beyond Current Allocations		<u>183,471</u>
16. Reserve Funds Held For Specific Communities for Which No Specific Current Projects are Under Study as of Report Year-End.		<u>2,084,975</u>
17. Expenditures to Case 9365 (Transmission Dollars which are Included in the Total Cost above in Line 8)		-0-

* Corrections to totals

RULE 20A DEFINITIONS

1. Total Rule 20A funds committed by the Utility. This amount is equal to the Company's total allocation from the year of inception to prior report year.
 2. This amount is the Company total for the report year Rule 20A allocation.
 3. Total of line 1 plus line 2 which is the base for this year's report.
 4. Total expended for completed conversion jobs from inception through prior report year.
 5. Total expended for completed conversion jobs for the report year.
 6. Total of line 4 plus line 5.
 7. Total expended for conversion jobs not yet completed through report year.
 8. Total of line 6 plus line 7.
 9. Expenditures that are greater than allocations:
Line 8 minus line 3 = overexpended funds.
 10. Expenditures that are less than allocations:
Line 3 minus line 8 = unexpended funds.
- Total funds authorized to complete the conversion jobs reported in item line 7.
11. Funds committed for conversion jobs where the Underground District has been established under enabling legislation.
 12. Total of line 11 plus line 10.
 13. Additional funds committed for specific identified jobs under study by active U.G. communities as of report year ending.
 14. The total sum for specific aggressive communities that have expended and committed funds that exceed their report year allocation.
 15. The total sum for specific communities that have not expended or committed funds equal to their report year allocation.
 16. Expenditures to Case 9365 (Transmission dollars which are included in line 8 above).

TOTAL SUMMARY
SAN DIEGO GAS & ELECTRIC COMPANY
REPORT ON CONVERSIONS OF OVERHEAD TO UNDERGROUND
ELECTRIC DISTRIBUTION FACILITIES
YEAR 1988

<u>Rule</u>	<u>Location</u>	<u>Distribution of Costs</u>
20A	City of Carlsbad	\$228,670
	City of Del Mar	\$387,222
	City of El Cajon	\$519,723
	City of Escondido	\$751,046
	City of La Mesa	\$757,063
	City of National City	\$232,172
	City of Oceanside	\$1,807,559
	City of Santee	\$640,072
	City of San Diego	\$8,106,185
		<hr/>
		\$13,429,712

TOTAL SUMMARY
 SAN DIEGO GAS & ELECTRIC COMPANY
 REPORT ON CONVERSIONS OF OVERHEAD TO UNDERGROUND
 ELECTRIC DISTRIBUTION FACILITIES
 YEAR 1988

<u>Rule</u>	<u>Location</u>	<u>Distribution of Costs</u>		
		<u>Utility</u>	<u>Other</u>	<u>Total</u>
20B	City of Carlsbad	5,833	7,645	13,478
	City of Chula Vista	18,859	28,374	47,233
	City of Escondido	6,839	23,589	30,428
	City of National City	15,204	15,857	31,061
	City of Oceanside	64,640	104,756	169,396
	Orange County	83,757	329,151	412,908
	City of Poway	95,609	130,905	226,514
	City of San Clemente	89,493	158,738	248,231
	City of San Marcos	166,369	273,290	439,659
	City of Vista	69,234	183,570	252,804
	City of San Diego	142,114	189,632	331,746
	County of San Diego	89,667	191,328	280,995
	20B Totals		847,618	1,636,835
20C	City of Chula Vista	12,476	24,781	37,257
	City of Coronado	32,609	40,095	72,704
	City of Del Mar	286	7,192	7,478
	City of El Cajon	661	1,929	2,590
	City of Escondido	2,495	79,835	82,330
	City of La Mesa	39,143	59,111	98,254
	City of Lemon Grove	1,865	8,208	10,073
	City of National City	578	12,791	13,369
	City of Oceanside	731	19,817	20,548
	Orange County	951	102,038	102,989
	City of Poway	8,085	65,047	73,132
	City of San Marcos	18,029	174,412	192,441
	City of Santee	2,109	41,889	43,998
	City of Vista	8,323	112,717	121,040
City of San Diego	39,783	133,104	172,887	
County of San Diego	7,485	161,499	168,984	
20C Totals		175,609	1,044,465	1,220,074

RULE 20A
SAN DIEGO GAS & ELECTRIC COMPANY
REPORT ON CONVERSIONS OF OVERHEAD TO UNDERGROUND
ELECTRIC DISTRIBUTION FACILITIES

<u>Description and Location</u>	<u>Distribution of Allocation Costs</u>
	<u>City/County Total Costs</u>
<u>County of San Diego</u>	
<u>City of Carlsbad</u>	
Alley E/O Railroad, Elm north to Christiansen Way (Install 1,097 feet of underground remove 11 poles and 2,053 feet of overhead) Work orders 2150170, 2150171, 2150172 2150175, 2150176	<u>\$228,670</u>
<u>City of Del Mar</u>	
Camino del Mar North of 15th Street (Install 320 feet of underground, remove 17 poles and 1,740 feet of overhead) Work orders 2250010, 2250015	<u>\$387,222</u>
<u>City of El Cajon</u>	
Magnolia, Lexington, Douglas and Prescott (Install 3,570 feet of underground, remove 37 poles and 2,950 feet of overhead) Work orders 2139480, 2139482, 2139483, 2139484, 2139485, 2139486	<u>\$519,723</u>
<u>City of Escondido</u>	
Alley North of Valley Parkway and Escondido Boulevard (Install 570 feet of underground, remove 4 poles and 500 feet of overhead) Work orders 2194720, 2194725	<u>\$65,901</u>
Ash Street Grand Avenue to Flood Channel (Install 5,765 feet of underground remove 30 poles and 8,040 feet of overhead) Work orders 2039540, 2231350	<u>\$685,145</u>
	<u>\$751,046</u>

RULE 20A
 SAN DIEGO GAS & ELECTRIC COMPANY
 REPORT ON CONVERSIONS OF OVERHEAD TO UNDERGROUND
 ELECTRIC DISTRIBUTION FACILITIES

Description and Location

Distribution of Allocation Costs

City/County Total Costs

City of La Mesa

Jackson Drive, Laird Street to
 Parkway Drive
 (Install 2,005 feet of underground,
 remove 38 poles and 8,000 feet of
 overhead)
 Work orders 2153690, 2189300, 2189301
 2189305

\$757,063

City of National City

National City Boulevard, 32nd Street
 to 34th Street
 (Install 1,510 feet of underground,
 remove 16 poles and 340 feet of
 overhead)
 Work orders 2081010, 2081011, 2081015,
 2081016, 2081020

\$232,172

City of Oceanside

Civic Center, Phases I, II
 Hill Street to Nevada, Nevada Street
 to Summit Street
 (Install 4,669 feet of underground,
 remove 32 poles and 4,672 feet of
 overhead)
 Work orders 2210130, 2210131, 2210132,
 2210133, 2210134, 2210135, 2210136,
 2210137

\$783,772

Mission Avenue, Hill Street to
 Pacific Street
 (Install 1,840 feet of underground,
 remove 32 poles and 3,460 feet of
 overhead)
 Work orders 2214460, 2214461, 2214462,
 2214463, 2214465, 2214466, 2214467

\$237,517

Oceanside Boulevard, Pacific
 Street to Nevada Street
 (Install 3,678 feet of underground,
 remove 43 poles and 3,700 feet
 of overhead)
 Work orders 2137710, 2137715

\$786,270

\$1,807,559

RULE 20A
 SAN DIEGO GAS & ELECTRIC COMPANY
 REPORT ON CONVERSIONS OF OVERHEAD TO UNDERGROUND
 ELECTRIC DISTRIBUTION FACILITIES

Description and Location

Distribution of Allocation Costs

City/County Total Costs

City of Santee

Mission Gorge Road, Bushy Hill
 Road to Mesa Road and Fanita
 Drive to Cuyamaca Street
 (Project cancelled)

\$640,072

City of San Diego

Adams Avenue
 Park Boulevard to 32nd Street
 (Install 7,250 feet of underground
 remove 122 poles and 7,429 feet of
 overhead)
 Work orders 2086430, 2086431, 2086432,
 2086435, 2086436

\$3,086,312

Balboa Avenue
 Ruffner Street to Mercury Street
 (Install 2,900 feet of underground
 remove 20 poles and 5,360 feet of
 overhead)
 Work orders 2090750, 2090751, 2090752,
 2090755

\$619,778

Convoy Street
 Othello to Ronson Avenue
 (Install 3,412 feet of underground
 remove 23 poles and 3,572 feet of
 overhead)
 Work orders 2134000, 2134001, 2134005,
 2134006

\$537,956

Kettner Boulevard, Ash Street
 to Laurel Street
 (Install 3,480 feet of underground
 remove 51 poles and 13,780 feet of
 overhead)
 Work orders 2148290, 2148295, 2148292,
 8652158

\$1,366,048

RULE 20A
SAN DIEGO GAS & ELECTRIC COMPANY
REPORT ON CONVERSIONS OF OVERHEAD TO UNDERGROUND
ELECTRIC DISTRIBUTION FACILITIES

Description and Location

Distribution of Allocation Costs

City/County Total Costs

City of San Diego continued

Midway Drive Phase I II III
West Point Loma Blvd. to Barnett
(Install 5,278 feet of underground
remove 71 poles and 19,028 feet of
overhead)

Work orders 2163910, 2163911, 2163915,
2163916, 2163917, 2093780, 2093781,
2093782, 2093785

\$2,386,207

Mission Gorge Road, Deerfield
to Father Junipero Serra
(Install 1,142 feet of underground
remove 13 poles and 2,280 feet of
overhead)

Work orders 2145820, 2145825

\$105,362

Park Boulevard
El Cajon Boulevard to Adams Avenue
(Install 2,890 feet of underground
remove 27 poles and 4,729 feet of
overhead)

Work orders 2173300, 2173302, 2173305,
2173306

\$629,732

Taylor Street, Pacific Highway to
Presidio Drive
(Install 5,325 feet of underground,
remove 10 poles and 3,700 feet of
overhead)

Work orders 2154780, 2154782, 2154785,
2154786

\$1,339,605

RULE 20A
 SAN DIEGO GAS & ELECTRIC COMPANY
 REPORT ON CONVERSIONS OF OVERHEAD TO UNDERGROUND
 ELECTRIC DISTRIBUTION FACILITIES

Description and Location

Distribution of Allocation Costs

City/County Total Costs

City of San Diego continued

University Avenue, Florida Street
 to Idaho Street

(Install 5,965 feet of overhead
 remove 58 poles and 11,942 feet
 of underground)

Work orders 2198560, 2198561, 2198565,
 2198566, 2233520

\$987,838

Marina/Columbia 69KV
 Phase II

(Install 14,995 feet of underground,
 remove 31 poles and 13,009 feet of
 overhead)

Work orders 5921740, 2017210, 5727130,
 5797981, 5663531, 5663535, 5797980

(\$2,952,653)

\$8,106,185

Totals 20A

\$13,429,712

RULE 20B
 SAN DIEGO GAS & ELECTRIC COMPANY
 REPORT ON CONVERSIONS OF OVERHEAD TO UNDERGROUND
 ELECTRIC DISTRIBUTION FACILITIES

<u>Description and Location</u>	<u>Distribution of Allocation Costs</u>		
	<u>City/County Total Costs</u>		
	<u>Utility</u>	<u>Other</u>	<u>Total</u>
<u>City of Carlsbad</u>			
Carlsbad Tract 84-35, Falcon Hills Valewood Avenue E/O Sierra Morena Avenue (Install 1,400 feet of underground remove 9 poles and 2,412 feet of overhead) Work orders 2144780, 2144785	5,833	7,645	13,478
<u>City of Chula Vista</u>			
Children's World Telegraph Canyon Road at Paseo Del Rey (Install 1,106 feet of underground remove 7 poles and 1,806 feet of overhead) Work orders 2182550, 2182555	18,859	28,374	47,233
<u>City of Escondido</u>			
Escondido Tract 562, Phase 1 Borden Road at Avocado Avenue (Install 1,340 feet of underground remove 5 poles and 2,050 feet of overhead) Work orders 2054620, 2054625	6,839	23,589	30,428
<u>City of National City</u>			
Bonita Valley Phase 1 Valley Road at Cable Street (Install 1,280 feet of underground remove 7 poles and 1,806 feet of overhead) Work orders 2148640, 2148685	15,204	15,857	31,061
<u>City of Oceanside</u>			
Rancho Oaktree Estates Darwin Drive at Whispering Palm Drive (Install 640 feet of underground remove 4 poles and 1,072 feet of overhead) Work orders 2141390, 2141395	24,345	27,118	51,463

RULE 20B
 SAN DIEGO GAS & ELECTRIC COMPANY
 REPORT ON CONVERSIONS OF OVERHEAD TO UNDERGROUND
 ELECTRIC DISTRIBUTION FACILITIES

<u>Description and Location</u>	<u>Distribution of Allocation Costs</u>		
	<u>City/County Total Costs</u>		
	<u>Utility</u>	<u>Other</u>	<u>Total</u>
<u>City of Oceanside continued</u>			
Vine Street Vine Street at Oceanside Blvd. (Install 1,120 feet of underground remove 7 poles and 1,876 feet of overhead) Work orders 2090100, 2090105	40,295	77,638	117,933
	64,640	104,756	169,396
<u>County of Orange</u>			
Crown Valley Parkway at Camino Del Avion (Install 1,920 feet of underground remove 12 poles and 3,216 feet of overhead) Work orders 2170660, 2170665	68,934	93,615	162,549
Crown Valley Parkway between Golden Lantern and Greenfield (Install 900 feet of underground remove 15 poles and 975 feet of overhead) Work orders 2082860, 2082865	14,823	235,536	250,359
	83,757	329,151	412,908
<u>City of Poway</u>			
City of Poway Tract 4158 Espola Road S/O Stone Canyon Road (Install 4,640 feet of underground remove 29 poles and 7,308 feet of overhead) Work orders 2167750, 2167755	36,286	88,505	124,791
Lomas Verdes Estates #3 Valle Verde Road (Install 2,240 feet of underground remove 14 poles and 3,752 feet of overhead) Work orders 2216030, 2216035	59,323	42,400	101,723
	95,609	130,905	226,514

RULE 20B
 SAN DIEGO GAS & ELECTRIC COMPANY
 REPORT ON CONVERSIONS OF OVERHEAD TO UNDERGROUND
 ELECTRIC DISTRIBUTION FACILITIES

<u>Description and Location</u>	<u>Distribution of Allocation Costs</u>		
	<u>City/County Total Costs</u>		
	<u>Utility</u>	<u>Other</u>	<u>Total</u>
<u>City of San Clemente</u>			
Foster Ranch N/O Portico Del Norte to Camino Vera Cruz at Carretera (Install 5,120 feet of underground remove 32 poles and 8,576 feet of overhead) Work orders 2082560, 2082565, 2082260	88,332	113,278	201,610
Tract 10578 Phase 1B Avenue Pico at Calle Del Cerro (Install 2,400 feet of underground remove 15 poles and 5,830 feet of overhead) Work orders 2082830, 2082835	1,161	45,460	46,621
	89,493	158,738	248,231
<u>City of San Marcos</u>			
Rancheros Financing Assessment District Rancheros Drive W/O Richland Road (Install 480 feet of underground remove 3 poles and 804 feet of overhead) Work orders 2180670, 2180675	22,008	64,788	86,796
Bennett Avenue Bennett Avenue S/O Rock Springs Road (Install 960 feet of underground remove 6 poles and 1,608 feet of overhead) Work orders 2168480, 2168485	31,098	44,906	76,004
San Marcos Tract 243, Unit 2 & 3 Discovery Street between Via Vera Cruz and MacMahr Road (Install 2,040 feet of underground remove 20 poles and 6,960 feet of overhead) Work orders 2045200, 2045205	46,169	115,361	161,530

RULE 20B
 SAN DIEGO GAS & ELECTRIC COMPANY
 REPORT ON CONVERSIONS OF OVERHEAD TO UNDERGROUND
 ELECTRIC DISTRIBUTION FACILITIES

<u>Description and Location</u>	<u>Distribution of Allocation Costs</u>		
	<u>City/County Total Costs</u>		
	<u>Utility</u>	<u>Other</u>	<u>Total</u>
<u>City of San Marcos continued</u>			
Mission Woods Woodward Street N/O Vineyard Road (Install 960 feet of underground remove 6 poles and 1,608 feet of overhead) Work orders 2151330, 2151325	18,298	11,089	29,387
Mission View Apartments Autumn Drive W/O Pico Avenue (Install 480 feet of underground remove 3 poles and 780 feet of overhead) Work orders 2195190, 2195195	10,445	8,403	18,848
Racquet Club Apartments Hill Drive and Barham Drive (Install 960 feet of underground remove 6 poles and 1,608 feet of overhead) Work orders 2212170, 2212175	38,351	28,743	67,094
	166,369	273,290	439,659
<u>City of Vista</u>			
Eastcreek East Drive E/O North Rancho Vista (Install 2,720 feet of underground remove 17 poles and 4,284 feet of overhead) Work orders 2112650, 2112655	9,106	-0-	9,106
Presido II North Santa Fe Avenue at Taylor Street (Install 2,720 feet of underground remove 17 poles and 4,556 feet of overhead) Work orders 2204610, 2204615	33,790	148,499	182,289
Oak Ridge Business Park Sycamore at La Miranda (Install 1,825 feet of underground remove 10 poles and 2,680 feet of overhead) Work orders 2150080, 2150085	26,338	35,071	61,409
	69,234	183,570	252,804

RULE 20B
 SAN DIEGO GAS & ELECTRIC COMPANY
 REPORT ON CONVERSIONS OF OVERHEAD TO UNDERGROUND
 ELECTRIC DISTRIBUTION FACILITIES

<u>Description and Location</u>	<u>Distribution of Allocation Costs</u>		
	<u>City/County Total Costs</u>		
	<u>Utility</u>	<u>Other</u>	<u>Total</u>
<u>City of San Diego</u>			
Rio Del Sur Unit 3 San Ysidro Blvd, at Dairy Mart Road (Install 3,050 feet of underground remove 14 poles and 3,752 feet of overhead) Work orders 2058101, 2058106	66,331	54,276	120,607
Bella Pacific Park North side Bluffside Avenue (Install 800 feet of underground remove 5 poles and 1,340 feet of overhead) Work orders 2177210, 2177215	11,776	25,211	36,987
Border Business Park Airway Road E/O La Media Road (Install 1,280 feet of underground remove 8 poles and 1,515 feet of overhead) Work orders 2149290, 2149295	40,909	48,231	89,140
Black Mountain Vistas North W/O Barrymore at Rotherham (Install 1,120 feet of underground remove 7 poles and 1,876 feet of overhead) Work orders 2198791, 2198795	3,359	14,970	18,329
Sunburst South Bay Ingrid Avenue between Bay and Hollister (Install 1,440 feet of underground remove 9 poles and 2,412 feet of overhead) Work orders 2208300, 2208306	19,739	46,944	66,683
	142,114	189,632	331,746

RULE 20B
 SAN DIEGO GAS & ELECTRIC COMPANY
 REPORT ON CONVERSIONS OF OVERHEAD TO UNDERGROUND
 ELECTRIC DISTRIBUTION FACILITIES

<u>Description and Location</u>	<u>Distribution of Allocation Costs</u>		
	<u>City/County Total Costs</u>		
	<u>Utility</u>	<u>Other</u>	<u>Total</u>
<u>County of San Diego</u>			
San Diego Tract 4343 West side Rancho Dieguito Road South of San Dieguito Road (Install 480 feet of underground remove 3 poles and 804 feet of overhead) Work orders 2163445, 2163440	1,620	3,556	5,176
Bonita Hills, Tract 4275 Oawsonia Street S/O Bonita View Drive (Install 2,450 feet of underground remove 10 poles and 2,680 feet of overhead) Work orders 2069390, 2069395	14,041	5,687	19,728
Brookside Farms Racetrack S/O Camino Del Rey E/O Via Maria Elena (Install 1,280 feet of underground remove 8 poles and 2,144 feet of overhead) Work orders 2188160, 2188165	19,110	58,475	77,585
Encinitas Tract 4583-1 Rancho Santa Fe at 11th Street (Install 1,920 feet of underground remove 12 poles and 3,216 feet of overhead) Work orders 2236990, 2236995	25,486	81,251	106,737
Fairbanks CC Unit 7 Via De La Valle E/O El Camino Real (Install 1,600 feet of underground remove 10 poles and 2,680 feet of overhead) Work orders 2213811, 2213816	29,410	42,359	71,769
	<hr/> 89,667	<hr/> 191,328	<hr/> 280,995
Totals 20B	847,618	1,636,835	2,484,453

RULE 20C
 SAN DIEGO GAS & ELECTRIC COMPANY
 REPORT ON CONVERSIONS OF OVERHEAD TO UNDERGROUND
 ELECTRIC DISTRIBUTION FACILITIES

<u>Description and Location</u>	<u>Distribution of Allocation Costs</u>		
	<u>Utility</u>	<u>City/County Other</u>	<u>Total Costs</u>
<u>City of Chula Vista</u>			
Suncoast Financial 625 3rd Avenue (Install 302 feet underground, remove 2 poles and 504 feet overhead) Work orders 2242000, 2242005	299	1,432	1,731
Theoka Village K Street W/O 3rd (Install 604 feet of underground remove 4 poles and 1,008 feet of overhead) Work orders 2182780, 2182785	183	4,970	5,153
La Quinta Inn Bonita Road W/O I-805 (Install 453 feet of underground remove 3 poles and 756 feet of overhead) Work orders 2087250, 2087256	11,994	18,379	30,373
	12,476	24,781	37,257
<u>City of Coronado</u>			
The Old Ferry Landing First Street between A & B Streets (Install 1,208 feet of underground remove 8 poles and 2,016 feet of overhead) Work orders 2182570, 2182575	32,609	40,095	72,704
<u>City of Del Mar</u>			
Kim Fletcher Sandy Lane and Camino Del Mar (Install 302 feet of underground remove 2 poles and 504 feet of overhead) Work orders 224980, 2249855	140	3,609	3,749
La Vida Del Mar Del Mar Downs N/O Via De La Valle (Install 302 feet of underground remove 2 poles and 504 feet of overhead) Work orders 2153030, 2153035	146	3,583	3,729
	286	7,192	7,478

RULE 20C
 SAN DIEGO GAS & ELECTRIC COMPANY
 REPORT ON CONVERSIONS OF OVERHEAD TO UNDERGROUND
 ELECTRIC DISTRIBUTION FACILITIES

<u>Description and Location</u>	<u>Distribution of Allocation Costs</u>		
	<u>Utility</u>	<u>City/County Other</u>	<u>Total Costs</u>
<u>City of El Cajon</u>			
TM 18002 1408 Jamacha Road (Install 755 feet of underground remove 5 poles and 1,260 feet of overhead) Work orders 2166430, 2166435	661	1,929	2,590
<u>City of Escondido</u>			
Escondido Tract 540 RB S/O Ranchito E/O Peet Lake (Install 302 feet of underground remove 2 poles and 504 feet of overhead) Work orders 2226080, 2226085	97	6,902	6,999
Escondido Tract 644 El Norte Parkway E/O Washington Avenue (Install 453 feet of underground remove 3 poles and 756 feet of overhead) Work orders 2194940, 2194945	241	17,881	18,122
Escondido Tract 623 El Norte Parkway at East Washington Avenue (Install 604 feet of underground remove 4 poles and 1,008 feet of overhead) Work orders 2195170, 2195175	94	9,651	9,745
Escondido Tract 468 7-Oakes Road N/O Rock Springs Road (Install 505 feet of underground remove 3 poles and 756 feet of overhead) Work orders 2183470, 2183475, 2183476	423	17,622	18,045
Escondido Tract 625 Washington N/O East Valley Parkway (Install 1,963 feet of underground remove 3,276 feet of overhead) Work orders 21899690, 2189695	885	5,486	6,371
Keith Kelley Canyon Road N/O Bear Valley Parkway (Install 755 feet of underground remove 5 poles and 1,260 feet of overhead) Work orders 2183110, 2183111, 2183115	755	22,293	23,048
	2,495	79,835	82,330

RULE 20C
 SAN DIEGO GAS & ELECTRIC COMPANY
 REPORT ON CONVERSIONS OF OVERHEAD TO UNDERGROUND
 ELECTRIC DISTRIBUTION FACILITIES

<u>Description and Location</u>	<u>Distribution of Allocation Costs</u>		
	<u>Utility</u>	<u>City/County Other</u>	<u>Total Costs</u>
<u>City of La Mesa</u>			
Trolley Area-MTDB W/O Jackson Drive S/O Fletcher Parkway (Install 906 feet of underground remove 6 poles and 1,512 feet of overhead) Work orders 2044902, 2044906	38,505	37,272	75,777
Drew Ford 8970 La Mesa Boulevard (Install 350 of underground remove 3 poles and 450 feet of overhead) Work orders 2193370, 2193370	638	21,839	22,477
	39,143	59,111	98,254
<u>City of Lemon Grove</u>			
TPM 0093 El Prado Drive S/O Mount Vernon (Install 684 feet of underground remove 4 poles and 1,008 feet of overhead) Work orders 2172860, 2172865	1,865	8,208	10,073
<u>City of National City</u>			
Alessio Leasing Euclid Avenue at Division (Install 302 feet of underground remove 2 poles and 504 feet of overhead) Work orders 2215511, 2215515	578	12,791	13,369
<u>City of Oceanside</u>			
Marty's Valley Inn 3240 Mission Avenue (Install 453 feet of underground remove 3 poles and 756 feet of overhead) Work orders 2226960, 2214295	672	9,577	10,249
Mission Plaza Real South Side Mission Avenue E/O El Camino Real (Install 906 feet of underground remove 6 poles and 512 feet of overhead) Work orders 2167240, 2167245	59	10,240	10,299
	731	19,817	20,548

RULE 20C
 SAN DIEGO GAS & ELECTRIC COMPANY
 REPORT ON CONVERSIONS OF OVERHEAD TO UNDERGROUND
 ELECTRIC DISTRIBUTION FACILITIES

<u>Description and Location</u>	<u>Distribution of Allocation Costs</u>		
	<u>Utility</u>	<u>City/County Other</u>	<u>Total Costs</u>
<u>County of Orange</u>			
Orpheus Townhomes, Phase 2 Orpheus Avenue at Hygeia Avenue (Install 2,114 feet of underground remove 14 poles and 3,528 feet of overhead) Work orders 2156550, 2156555	808	58,049	58,857
Orpheus Townhomes, Phase 1 Orpheus Avenue at Union Street (Install 960 feet of underground remove 6 poles and 1,608 feet of overhead) Work orders 2141620, 2141625	143	43,989	44,132
	951	102,038	102,989
<u>City of Poway</u>			
Poway Commercial Buildings Adah Lane S/O Poway Road (Install 453 feet of underground remove 3 poles and 756 feet of overhead) Work orders 2126270, 2126275	3,426	10,535	13,961
Poway Tract 85-01 Twin Peaks Road and Roberto Rio Road (Install 302 feet of underground remove 2 poles and 504 feet of overhead) Work orders 2212740, 2212745	2,852	21,582	24,434
Poway Tract 39718 Vista View Court N/O Poway Road (Install 755 feet of underground remove 5 poles and 1,260 feet of overhead) Work orders 2137431, 2137435	1,057	5,777	6,834
Twin Oak Knoll Apartments Oak Knoll Road E/O Pomerado Road (Install 1,359 feet of underground remove 9 poles and 2,268 feet of overhead) Work orders 2159790, 2159795	750	27,153	27,903
	8,085	65,047	73,132

RULE 20C
 SAN DIEGO GAS & ELECTRIC COMPANY
 REPORT ON CONVERSIONS OF OVERHEAD TO UNDERGROUND
 ELECTRIC DISTRIBUTION FACILITIES

<u>Description and Location</u>	<u>Distribution of Allocation Costs</u>		
	<u>Utility</u>	<u>City/County Other</u>	<u>Total Costs Total</u>
<u>City of San Marcos</u>			
Minicilli Apartment Complex 470 Hensen Heights (Install 755 feet of underground remove 5 poles and 1,260 feet of overhead) Work orders 2251080, 2251085	7,538	16,473	24,011
Dave Seeley Subdivision, Phase 2 Low Chaparral Drive off Olive Drive (Install 453 feet of underground remove 3 poles and 756 feet of overhead) Work orders 2222560, 2222565, 2199380	311	8,021	8,332
Hamann, Daniels & Burge Bingham Drive at Armorlite Drive (Install 453 feet of underground remove 3 poles and 756 feet of overhead) Work orders 2198610, 2198615	1,784	44,179	45,963
San Marcos Blvd. Street Improvement San Marcos Blvd. between Rancho Santa Fe Road and Discover Street (Install 1,057 feet of underground remove 7 poles and 1,764 feet of overhead) Work orders 2016230, 2016232	8,396	105,739	114,135
	18,029	174,412	192,441
<u>City of Santee</u>			
Bron Development 10031 Prospect Avenue (Install 1,359 feet of underground remove 9 poles and 2,268 feet of overhead) Work orders 2201560, 2201565	2,026	27,770	29,796
Jaw's Beauty Shop Cottonwood at Buena Vista (Install 125 feet of underground remove 5 poles and 210 feet of overhead) Work orders 2229750, 2229755	83	14,119	14,202
	2,109	41,889	43,998

RULE 20C
 SAN DIEGO GAS & ELECTRIC COMPANY
 REPORT ON CONVERSIONS OF OVERHEAD TO UNDERGROUND
 ELECTRIC DISTRIBUTION FACILITIES

<u>Description and Location</u>	<u>Distribution of Allocation Costs</u>		
	<u>Utility</u>	<u>City/County Other</u>	<u>Total Costs</u>
<u>City of Vista</u>			
Vista Tract 83-8 Melrose Drive at Las Palmas Drive (Install 1,510 feet of underground remove 10 poles and 2,520 feet of overhead) Work orders 2188090, 2188095	5,520	69,046	74,566
Shadowridge Improvement #5 Melrose at Live Oak (Install 755 feet of underground remove 5 poles and 1,250 feet of overhead) Work orders 2178830, 2178835	2,478	28,537	31,015
Vista Villa 905-951 Postal Way (Install 302 feet of underground remove 2 poles and 504 feet of overhead) Work orders 2152780, 2152785	325	15,134	15,459
	8,323	112,717	121,040
<u>City of San Diego</u>			
Kemp Biddulph Neptune Place and Belvedere (Install 302 feet of underground remove 2 poles and 504 feet of overhead) Work orders 2138100, 2138105	719	22,642	23,361
Executive Air Service 4141 Kearny Villa Road (Install 453 feet of underground remove 3 poles and 756 feet of overhead) Work orders 2126650, 2126655	10,555	36,173	46,728
Playa Blanca 19th Street at Park Avenue (Install 755 feet of underground remove 5 poles and 1,260 feet of overhead) Work orders 2107570, 2107575	27,937	51,657	79,594

RULE 2JC
 SAN DIEGO GAS & ELECTRIC COMPANY
 REPORT ON CONVERSIONS OF OVERHEAD TO UNDERGROUND
 ELECTRIC DISTRIBUTION FACILITIES

<u>Description and Location</u>	<u>Distribution of Allocation Costs</u>		
	<u>Utility</u>	<u>City/County Other</u>	<u>Total Costs</u>
<u>City of San Diego continued</u>			
Golden Heights 28th and Market Street (Install 604 feet of underground remove 4 poles and 1,008 feet of overhead) Work orders 2168960, 2168965	87	5,567	5,654
RTA International N/O Main and E/O I-5 (Install 1,208 feet of underground remove 8 poles and 2,016 feet of overhead) Work orders 2182530, 2182535	395	10,987	11,382
Bill Wood 239 Westbourne Street (Install 120 feet of underground remove 2 poles and 300 feet of overhead) Work orders 2228550, 2228555	90	6,078	6,168
	39,783	133,104	172,887
<u>County of San Diego</u>			
Fallbrook Towne Centre North Mission Road at Aviation Road (Install 604 feet of underground remove 4 poles and 1,008 feet of overhead) Work orders 2236350, 2236355	821	39,375	40,196
Edward Spector 16639 Las Cuestas (Install 302 feet of underground remove 2 poles and 504 feet of overhead) Work orders 2214240, 2214245	288	4,504	4,792
Pala Mesa Fairways, Phase 2 Daisy Lane at Pala Mesa Drive (Install 1,057 feet of underground remove 7 poles and 1,764 feet of overhead) Work orders 2197230, 2197235	1,196	78,122	79,320
Sweetwater Vista, Crofton Street (Install 604 feet of underground remove 4 poles and 1,006 feet of overhead) Work orders 2116190, 2116195	226	7,862	8,088

RUL. 20C
 SAN DIEGO GAS & ELECTRIC COMPANY
 REPORT ON CONVERSIONS OF OVERHEAD TO UNDERGROUND
 ELECTRIC DISTRIBUTION FACILITIES

<u>Description and Location</u>	<u>Distribution of Allocation Costs</u>		
	<u>Utility</u>	<u>City/County Other</u>	<u>Total Costs</u>
<u>County of San Diego continued</u>			
Fraber Residence Via Del Alba N/O Calzada Del Bosque (Install 302 feet of underground remove 2 poles and 504 feet of overhead) Work orders 2178870, 2178875	42	7,223	7,265
Vista De Los Pinos North end Schlee Canyon Road (Install 976 feet of underground remove 6 poles and 1,543 feet of overhead) Work orders 2158960, 2158965, 2158966	4,910	8,252	13,162
Pepper Tree Medical Group Elder W/O Brandon (Install 1,200 feet of underground remove 8 poles and 2,016 feet of overhead) Work orders 2196660, 2196665	-0-	16,161	16,161
	7,485	161,499	168,984
TOTALS 20C	175,609	1,044,465	1,220,074



PO BOX 1831 • SAN DIEGO CA 92112 • 619 594-4339

ALTON T DAVIS
SENIOR VICE PRESIDENT
CUSTOMER SERVICES

February 3, 1989 FILE NO

PUG 100
Case 8209

Mr. Victor Weisser
Executive Director
Public Utilities Commission
State of California
505 Van Ness Avenue
San Francisco, California 94102

Dear Mr. Weisser:

RE: 1989 Allocation for Underground Conversions

In accordance with Ordering Paragraph 6 of Decision 73078, in Case 8209, San Diego Gas & Electric Company (SDG&E), in compliance with City of San Diego Ordinance 1046 and Chula Vista Ordinance 1427, seeks authorization to allocate \$21,600,000 in calendar year 1989 for undergrounding existing overhead electric facilities within its service territory.

Pursuant to Section 9(c) (Appendix A) of the franchise agreement, the City of San Diego has agreed to waive the requirements set forth in Section 9(b) of the franchise ordinance and calculate allocations based on a five (5) year agreement approved in 1984.

This agreement, which has been extended through 1994, conforms with the City of San Diego's projected conversion program. The amounts allocated for the next two (2) years for the City of San Diego are:

1989	\$10,586,000
1990	\$11,500,000

The City of Chula Vista has agreed to calculate allocations based on a ten (10) year agreement approved in 1986. The amounts for the next two (2) years of this agreement are:

1989	1,087,335
1990	1,185,219



In compliance with ordering paragraph 1 of D.82-01-18, in Case 8209, SDG&E has allocated conversion funds in the same ratio as the overhead meters of each city or county bears to the total system overhead meters. For definition, SDG&E has determined that any customer served from an overhead meter source would be considered an overhead metered customer.

SDG&E intends to administer the 20A conversion program in a manner which will satisfy projected schedules, and at the same time keep in mind the rate impact to all SDG&E customers.

If there are any questions regarding this filing, please call either Margee Moore of Regulatory Affairs Department at (619) 696-4052, or Phil Zellers of Distribution Engineering at (619) 696-2721.

Very truly yours,

A handwritten signature in cursive script, appearing to read "Alton T. Davis", is written over a horizontal line.

Alton T. Davis
Senior Vice President
Customer Services

ATD:mls

Attachments

cc: City of San Diego
City of Chula Vista
Pacific Bell
R. K. Fuller, SDG&E
K. D. Hutchens, SDG&E
M. E. Moore, SDG&E
W. L. Reed, SDG&E
P. J. Zellers, SDG&E

ALLOCATION TO CITIES AND UNINCORPORATED AREAS OF
 SAN DIEGO GAS AND ELECTRIC COMPANY
 1989 AMOUNTS BUDGETED IN ACCORDANCE WITH
 SECTION A OF RULE 20

CITY/COUNTY	PERCENT	1989 ALLOCATION
Carlsbad	1.04	\$ 224,640
Chula Vista	5.03	1,087,335
Coronado	1.18	254,880
Dana Point	1.07	231,120
Del Mar	.33	71,280
El Cajon	3.62	781,920
Encinitas	2.02	436,320
Escondido	2.74	591,840
Imperial Beach	1.66	358,560
La Mesa	3.22	695,520
Lemon Grove	1.48	319,680
Mission Viejo	--	281
National City	2.39	516,240
Oceanside	2.58	557,280
Orange County	.09	19,440
Poway	.80	172,800
San Clemente	1.61	347,760
City San Diego	49.00	10,586,000
San Diego County	16.04	3,459,504
San Juan Capistrano	.14	30,240
San Marcos	.36	77,600
Santee	1.01	218,160
Solana Beach	.39	84,240
South Laguna Beach	.26	56,160
Vista	1.94	421,200
	<u>100.00</u>	<u>\$21,600,000</u>

REPORT OF RULE 20A CONVERSIONS

UTILITY: SAN DIEGO GAS AND ELECTRIC COMPANYYEAR ENDING: 1989

ALLOCATIONS FOR CONVERSIONS

1. Total Allocations (1968-1988)		<u>173,384,481</u>
2. Report Year's Allocation (1989)	<u>21,600,000</u>	
3. Total Allocations Through Report Year (1968-1989) (1+2)		<u>194,984,481</u>

EXPENDITURES FOR CONVERSIONS

4. Total Expended for Completed Conversions(1968-1988) (from 1988 report)	<u>127,823,461</u>	
5. Total Report Year Expended for Completed Conversions (1989)	<u>11,823,229</u>	
6. Total Expended for Completed Conversions Through Report Year (1968-1989) (4+5)		<u>139,646,690</u>
7. Total Expended on Conversions Not Completed by Report Year-End(1989)	<u>12,214,517</u>	
8. Total Expended(6+7)		<u>151,861,207</u>

TOTAL UNEXPENDED FUNDS(3-8)

9. If Expenditures are Greater Than Allocations		-0-
10. If Allocations are Greater Than Expenditures (One of the above (9or10) will always be -0-)		<u>43,123,274</u>

FUNDS COMMITTED

11. Total Funds Authorized to Complete Partially Completed Jobs shown on Line 7	<u>9,497,026</u>	
12. Funds for Jobs Not Under Construction where U.G. Districts have been formed under enabling legislation	<u>16,529,890</u>	
13. Total Committed (11+12)		<u>26,026,916</u>

ADDITIONAL FUNDS COMMITTED

14. Funds Required for Identified Projects Under Study by Active U.G. Communities as of Report Year Ending (Projected through 1991)	<u>16,579,221</u>	
--	-------------------	--

MEMO INFORMATION

15. Advance for Specific Communities Beyond Current Allocations		<u>413,403</u>
16. Reserve Funds Held For Specific Communities for Which No Specific Current Projects are Under Study as of Report Year-End.		<u>6,254,548</u>
17. Expenditures to Case 9365 (Transmission Dollars which are Included in the Total Cost above in Line 8)		<u>2,590,038</u>

RULE 20A DEFINITIONS

1. Total Rule 20A funds committed by the Utility. This amount is equal to the Company's total allocation from the year of inception to prior report year.
2. This amount is the Company total for the report year Rule 20A allocation.
3. Total of line 1 plus line 2 which is the base for this year's report.
4. Total expended for completed conversion jobs from inception through prior report year.
5. Total expended for completed conversion jobs for the report year.
6. Total of line 4 plus line 5.
7. Total expended for conversion jobs not yet completed through report year.
8. Total of line 6 plus line 7.
9. Expenditures that are greater than allocations:
Line 8 minus line 3 = overexpended funds.
10. Expenditures that are less than allocations:
Line 3 minus line 8 = unexpended funds.
11. Total funds authorized to complete the conversion jobs reported in item line 7.
12. Funds committed for conversion jobs where the Underground District has been established under enabling legislation.
13. Total of line 11 plus line 12.
14. Additional funds committed for specific identified jobs under study by active U.G. communities as of report year ending.
15. The total sum for specific aggressive communities that have expended and committed funds that exceed their report year allocation.
16. The total sum for specific communities that have not expended or committed funds equal to their report year allocation.
17. Expenditures to Case 9365 (Transmission dollars which are included in line 8 above).

TOTAL SUMMARY
 SAN DIEGO GAS & ELECTRIC COMPANY
 REPORT ON CONVERSIONS OF OVERHEAD TO UNDERGROUND
 ELECTRIC DISTRIBUTION FACILITIES
 YEAR 1989

<u>Rule</u>	<u>Location</u>	<u>Distribution of Costs</u>
20A	City of Chula Vista	535,627
	City of Coronado	75,839
	City of El Cajon	595,157
	City of Escondido	170,807
	County of Orange	1,007,369
	City of Poway	408,045
	City of San Diego	8,269,982
	County of San Diego	760,403
	20A Totals:	11,823,229

TOTAL SUMMARY
 SAN DIEGO GAS & ELECTRIC COMPANY
 REPORT ON CONVERSIONS OF OVERHEAD TO UNDERGROUND
 ELECTRIC DISTRIBUTION FACILITIES
 YEAR 1989

<u>Rule</u>	<u>Location</u>	<u>Distribution of Costs</u>		
		<u>Utility</u>	<u>Other</u>	<u>Total</u>
20B	City of Coronado	43,355	312,567	355,922
	City of El Cajon	43,793	91,777	135,570
	City of Escondido	144,100	264,870	408,970
	City of Poway	24,642	37,859	62,501
	City of San Marcos	47,983	87,031	135,014
	City of Laguna Niguel	65,635	123,077	188,712
	City of Santee	72,877	183,908	256,785
	City of Vista	21,286	19,577	40,863
	City of San Diego	222,797	468,453	691,250
	County of San Diego	158,206	178,108	336,314
20B Totals:		844,674	1,767,227	2,611,901
20C	City of Chula Vista	16,695	132,207	148,902
	City of El Cajon	59	5,588	5,647
	City of Encinitas	364	32,133	32,497
	City of Escondido	42,307	110,798	153,105
	City of La Mesa	1,211	11,737	12,948
	City of Oceanside	388	15,186	15,574
	City of Poway	24,116	104,173	128,289
	City of San Clemente	159	7,388	7,547
	City of San Juan Capistrano	--	40,786	40,786
	City of San Marcos	17,451	144,269	161,720
	City of Solana Beach	418	6,298	6,716
	City of Vista	9,766	97,520	107,286
	County of San Diego	29,086	211,691	240,777
City of San Diego	65,969	593,211	659,180	
20C Totals:		207,989	1,512,985	1,720,974

RULE 20A
 SAN DIEGO GAS & ELECTRIC COMPANY
 REPORT ON CONVERSIONS OF OVERHEAD TO UNDERGROUND
 ELECTRIC DISTRIBUTION FACILITIES

<u>Description and Location</u>	<u>Distribution of Allocation Costs</u>
	<u>City/County Total Costs</u>
 <u>City of Chula Vista</u>	
Hermosa 4th Avenue to Orange Work orders 2195380, 2195381, 2195382, 2195383, 2195385, 2195386, 2195388	535,627
 <u>City of Coronado</u>	
Glorietta Blvd East of San Luis Rey Work orders 2326840, 2326842, 2326845	75,839
 <u>City of El Cajon</u>	
E. Main Street First Ave to Walter Way Work order 2153760	595,157
 <u>City of Escondido</u>	
Ninth Street I-15 to Vine Street Work orders 2179920, 2179925	170,807
 <u>Orange County</u>	
South Laguna Phase 1 Fifth Street to 2600 ft south Work order 2233890	1,007,369

*Orange 757,997
Laguna B 249,372*

RULE 20A
 SAN DIEGO GAS & ELECTRIC COMPANY
 REPORT ON CONVERSIONS OF OVERHEAD TO UNDERGROUND
 ELECTRIC DISTRIBUTION FACILITIES

<u>Description and Location</u>	<u>Distribution of Allocation Costs</u>
	<u>City/County Total Costs</u>
<u>City of Poway</u>	
Pomerado Road Poway Road to Paquito Work orders 2194881, 2194889	408,045
<u>City of San Diego</u>	
25th Street Market Street to Russ Blvd Work orders 2207010, 2207011, 2207013, 2207015, 2207016	1,028,161
Coast Boulevard La Jolla Blvd to Prospect Work orders 2163980, 2163981, 2163985, 2163986	1,676,567
Coronado Avenue Phase 1 Madden to Beyer Blvd Work order 2138670	370,688
Harbor Drive 69Kv 5th to Sigsbee Work orders 2260300, 2260305 2260306	2,590,038
Lake Murray Blvd City limits to Lake Atlin Work orders 2254920, 2254921, 2254925	463,943
Mission Gorge Princess View to Margerum Work orders 2289230, 2289231, 2289235, 2289236	774,186
Nimitz Boulevard Phase 1 Harbor Drive to Chatsworth Blvd Work orders 2289050, 2289055	636,782
San Ysidro Blvd Phase 1 via San Ysidro to Willow Work orders 2087280, 2087281, 2087282, 2087283, 2087285	729,617
	8,269,982

RULE 20A
 SAN DIEGO GAS & ELECTRIC COMPANY
 REPORT ON CONVERSIONS OF OVERHEAD TO UNDERGROUND
 ELECTRIC DISTRIBUTION FACILITIES

<u>Description and Location</u>	<u>Distribution of Allocation Costs</u>	
	<u>City/County Total Costs</u>	
<u>County of San Diego</u>		
Jamacha Road <i>P/pscl 2</i> Pecos St to Omega Work orders 2077660, 2077661	2,874	
Lake Morena Park Lake Shore Park & Lake Morena Blvd Work orders 2273630, 2273635	180,849	
Sweetwater Springs Blvd Highway 94 to Austin Dr Work orders 2201880, 2201885	576,680	
		760,403
20A Totals:		11,823,229

RULE 20B
 SAN DIEGO GAS & ELECTRIC COMPANY
 REPORT ON CONVERSIONS OF OVERHEAD TO UNDERGROUND
 ELECTRIC DISTRIBUTION FACILITIES

<u>Description and Location</u>	<u>Distribution of Allocation Costs</u>		
	<u>Utility</u>	<u>Other</u>	<u>Total</u>
<u>City of Coronado</u>			
Naval Amphib Base Silver Strand Blvd Work orders 2174870, 2174875	21,583	247,323	268,906
Coronado Cays Unit 16 Hwy 75 & Mardis Gras Ln Work orders 2232400, 2232405	21,772	65,244	87,016
	43,355	312,567	355,922
<u>City of El Cajon</u>			
Jamacha Road Jamacha Road E/O Fury Lane Work orders 2249200, 2249205	43,793	91,777	135,570
	43,793	91,777	135,570
<u>City of Escondido</u>			
Esc Tr 638; Rocky Point Ranch Rincon Ave E/O Conway Dr Work orders 2250870, 2250875	5,971	10,357	16,328
Esc Tr 651-A Sheridan Ave @ Conway Dr Work orders 2222820, 2222825	8,545	15,653	24,198
Esc Tr 620A Wineridge Pl E/O Andreason Work orders 2222650, 2222655	4,822	9,998	14,820
Esc Tr 655 Rincon Ave E/O N Broadway Work orders 2257740, 2257745	10,255	3,292	13,547
Esc Tr 652 Felicita Crest Felicita Ave & Montview Dr Work orders 2222670, 2222675	28,370	38,474	66,844
Promenade Shopping Cntr W 9th Ave & Autopark Way Work orders 2222611, 2222616	15,364	36,693	52,057

RULE 20B
 SAN DIEGO GAS & ELECTRIC COMPANY
 REPORT ON CONVERSIONS OF OVERHEAD TO UNDERGROUND
 ELECTRIC DISTRIBUTION FACILITIES

<u>Description and Location</u>	<u>Distribution of Allocation Costs</u>		
	<u>City/County Total Costs</u>		
	<u>Utility</u>	<u>Other</u>	<u>Total</u>
<u>City of Escondido (cont'd)</u>			
Esc Tr 655 Ash St N/O Stanley Ave Work orders 2257741, 2257747	37,074	95,332	132,406
Esc Tr 561 W Valley Pkwy @ Claudan St Work orders 2140490, 2140495	28,622	52,156	80,778
Esc Tr 591 Sheridan Ave E/O Conway Dr Work orders 2212470, 2212475	5,077	2,915	7,992
	144,100	264,870	408,970
<u>City of Poway</u>			
Poway Plaza Center Poway Rd W/O Community Rd Work orders 2237990, 2237995	24,642	37,859	62,501
	24,642	37,859	62,501
<u>City of San Marcos</u>			
Mission Village Apts Ph 1 Mission/Bougher & Richland Work orders 2217120, 2217125	10,503	27,563	38,066
San Marcos Tract 294 Borden Rd & Ponderosa Work orders 2206080, 2206085	17,953	53,051	71,004
Chinaberry Apts 351 Autumn Drive Work orders 2198710, 2198715	19,527	6,417	25,944
	47,983	87,031	135,014

RULE 20B
 SAN DIEGO GAS & ELECTRIC COMPANY
 REPORT ON CONVERSIONS OF OVERHEAD TO UNDERGROUND
 ELECTRIC DISTRIBUTION FACILITIES

<u>Description and Location</u>	<u>Distribution of Allocation Costs</u>		
	<u>City/County Total Costs</u>		
	<u>Utility</u>	<u>Other</u>	<u>Total</u>
<u>City of Laguna Niguel</u>			
Tract 12544 Golden Lantern S/O St. Christopher Work orders 2186880, 2186885	40,800	58,431	99,231
St. Christopher Ext Ph 3 St. Christopher S/O San Juan Rd Work orders 2220300, 2220305	24,835	64,646	89,481
	65,635	123,077	188,712
<u>City of Santee</u>			
Tract 83-11 Carlton Oaks Dr. E/O Pebble Beach Work orders 2060840, 2060845	72,877	183,908	256,785
	72,877	183,908	256,785
<u>City of Vista</u>			
Vista Assmnt Dist 86-1 Business Park S/O Sycamore Work orders 2156760, 2156765	15,890	14,541	30,431
Alta Vista Estates Cortez Ave W/O Bobier Dr Work orders 2244900, 2244905	5,396	5,036	10,432
	21,286	19,577	40,863

RULE 20B
 SAN DIEGO GAS & ELECTRIC COMPANY
 REPORT ON CONVERSIONS OF OVERHEAD TO UNDERGROUND
 ELECTRIC DISTRIBUTION FACILITIES

<u>Description and Location</u>	<u>Distribution of Allocation Costs</u>		
	<u>City/County Total Costs</u>		
	<u>Utility</u>	<u>Other</u>	<u>Total</u>
<u>City of San Diego</u>			
NCW Neighborhood 7 Unit 11,12 Lansdale Dr @ Del Mar Heights Work orders 2158330, 2158335	5,911	6,006	11,917
Cramer 6266 Camino De La Costa, La Jolla Work orders 2246230, 2246235	27,373	43,850	71,223
Villa Costa E/O Saturn Blvd N/O Ilex Ave Work orders 2242050, 2242055	22,422	26,818	49,240
Hazard Center Friars Rd @ Frazee Rd Work orders 2164080, 2164085	60,730	143,808	204,538
Talmadge Canyon Park Fairmount Ave S/O Montezuma Work orders 2221120, 2221125	42,176	94,216	136,392
Employment Dev Cntr El Camino Real S/O High Bluff Dr Work orders 2088370, 2088375	—	6,267	6,267
Sheraton Hotel No Torrey Pines Rd @ Science Park Work orders 2249870, 2249875	64,185	122,216	186,401
Imperial Ave - MTS Imperial Ave @ 12th Ave Work orders 2290203, 2290204	—	25,272	25,272
	222,797	468,453	691,250

RULE 20B
 SAN DIEGO GAS & ELECTRIC COMPANY
 REPORT ON CONVERSIONS OF OVERHEAD TO UNDERGROUND
 ELECTRIC DISTRIBUTION FACILITIES

<u>Description and Location</u>	<u>Distribution of Allocation Costs</u>		
	<u>City/County Total Costs</u>		
	<u>Utility</u>	<u>Other</u>	<u>Total</u>
<u>County of San Diego</u>			
County Tract 4622 Stonegate Dr @ Sierra Rojo, Vly Cntr Work orders 2270690, 2270695	14,015	19,500	33,515
Paradise Ridge Unit 2 Hermanos Ranch Rd/Kiavo Dr, Vly Cntr Work orders 2270600, 2270605	16,732	22,772	39,504
County Tract 4558 Camino Del Norte @ Via Roswitha, RSF Work orders 2177020, 2177025	54,370	60,664	115,034
County Tract 4307 Lyons Vly Rd E/O Orange, Jamul Work orders 2110190, 2110195	14,842	21,189	36,031
SD Tract 4573-1 Alta Vista N/O Linda Vista Tr. Fallbrook Work orders 2231640, 2231645	26,378	16,482	42,860
SD Tract 4511 Gird Rd N/O Mission, Fallbrook Work orders 2261830, 2261835	20,073	29,517	49,590
Tr 3764 Alpine Ranch Estates Alpine Trail Rd/Alpine Hgts, Alpine Work orders 2223990, 2223995	11,796	7,984	19,780
	<hr/> 158,206	<hr/> 178,108	<hr/> 336,314
 TOTALS: 20B	 <hr/> 844,674	 <hr/> 1,767,227	 <hr/> 2,611,901

RULE 20C
 SAN DIEGO GAS & ELECTRIC COMPANY
 REPORT ON CONVERSIONS OF OVERHEAD TO UNDERGROUND
 ELECTRIC DISTRIBUTION FACILITIES

<u>Description and Location</u>	<u>Distribution of Allocation Costs</u>		
	<u>Utility</u>	<u>City/County Other</u>	<u>Total Costs</u>
<u>City of Chula Vista</u>			
Bonita Point Plaza Conversion Otay Lakes Road @ East H Street Work orders 2253390, 2253395	16,207	128,956	145,163
Jerry Webb 758-762 Dorothy Street Work orders 2253210, 2253215	488	3,251	3,739
	<hr/> 16,695	<hr/> 132,207	<hr/> 148,902
<u>City of El Cajon</u>			
Best Western Motel 650 No. Mollison Avenue Work orders 2293870, 2293871	59	5,588	5,647
	<hr/> 59	<hr/> 5,588	<hr/> 5,647
<u>City of Encinitas</u>			
Poinsettia Park Saxony N/O Union Work orders 2197680, 2197685	364	32,133	32,497
	<hr/> 364	<hr/> 32,133	<hr/> 32,497
<u>City of Escondido</u>			
Centre City Auto Center N Escondido Blvd @ Decatur Way Work orders 2198680, 2198685	325	10,849	11,174
Escondido Tract 674 Oakview Way N/O Kuana Loa Work orders 2243280, 2243286, 2243288	837	14,698	15,535

RULE 20C
SAN DIEGO GAS & ELECTRIC COMPANY
REPORT ON CONVERSIONS OF OVERHEAD TO UNDERGROUND
ELECTRIC DISTRIBUTION FACILITIES

<u>Description and Location</u>	<u>Distribution of Allocation Costs</u>		
	<u>Utility</u>	<u>Other</u>	<u>Total</u>
<u>City of Escondido (cont'd)</u>			
Escondido Tract 685 Nutmeg N/O Alexandra Work orders 2270820, 2270825	284	6,932	7,216
Escondido Tract 605 Nutmeg St @ Alexandria Lane Work orders 2250840, 2250845	539	11,432	11,971
Escondido Tract 567 Rockhoff Rd W/O Rockhoff Lane Work orders 2237960, 2237965	--	1,451	1,451
Escondido Tract 689 11th Ave E/O Hale Work orders 2271470, 2271475	746	16,475	17,221
Escondido Tract 642 Lion Valley Rd E/O Bear Valley Pkwy Work orders 2212600, 2212605	26,619	6,661	33,280
Escondido Tract 679 E/S Encino Dr N/O Felicita Ave Work orders 2251100, 2251105	12,957	42,300	55,257
	42,307	110,798	153,105
<u>City of La Mesa</u>			
La Mesa Retirement Residence 5580 Aztec Drive Work orders 2258580, 2258585	962	3,760	4,722
MIDB Conversion S/So Fletcher Pkwy E/O Grossmont Cntr Work orders 2215111, 2215116	249	7,977	8,226
	1,211	11,737	12,948
<u>City of Oceanside</u>			
Surwest Estates Douglas Dr @ Coronado Dr. Work orders 2236290, 2236295	388	15,186	15,574
	388	15,186	15,574

RULE 20C
SAN DIEGO GAS & ELECTRIC COMPANY
REPORT ON CONVERSIONS OF OVERHEAD TO UNDERGROUND
ELECTRIC DISTRIBUTION FACILITIES

<u>Description and Location</u>	<u>Distribution of Allocation Costs</u>		
	<u>Utility</u>	<u>City/County Other</u>	<u>Total Costs</u>
<u>City of Poway</u>			
Saraston Mini Storage 13355 Poway Road Work orders 2289190, 2289191	1,063	11,096	12,159
Green Valley Groves-PWY Tr 82-01R Orchard Gate/Martincott Rd Work orders 2091660, 2091665	365	8,992	9,357
Poway Tract 86-05 E/O Community N/O Hilleary Place Work orders 2251040, 2251045	6,467	59,112	65,579
Temple Adat Shalom 15905 Pomerado Rd Work orders 2242460, 2242465	16,203	24,080	40,283
Poway PM 122944 S/O Twin Peaks Rd E/O Bonita Work orders 2284130, 2284131	18	893	911
	<hr/> 24,116	<hr/> 104,173	<hr/> 128,289
<u>City of San Clemente</u>			
Rammohan Motel N El Camino Real @ Calle Valle Work orders 2235140, 2235145	159	7,388	7,547
	<hr/> 159	<hr/> 7,388	<hr/> 7,547
<u>City of San Juan Capistrano</u>			
Price Club Shopping Center Doheny Park Rd Work orders 2219860, 2219865	--	40,786	40,786
	<hr/> --	<hr/> 40,786	<hr/> 40,786
<u>City of San Marcos</u>			
Camelot TM 274 Bougher Rd N/O Fulton Road Work orders 2129280, 2129285	2,531	13,006	15,537
San Marcos Tr 289 Vineyard Rd W/O Borden Rd Work orders 2216860, 2216865	254	1,358	1,612

RULE 20C
SAN DIEGO GAS & ELECTRIC COMPANY
REPORT ON CONVERSIONS OF OVERHEAD TO UNDERGROUND
ELECTRIC DISTRIBUTION FACILITIES

<u>Description and Location</u>	<u>Distribution of Allocation Costs</u>		
	<u>Utility</u>	<u>City/County Other</u>	<u>Total Costs Total</u>
<u>County of San Marcos (Cont'd)</u>			
Knob Hill Elementary Knob Hill W/O Nordahl Work orders 2263830, 2263835	1,793	14,159	15,952
San Diego Tr 4297 Rock Springs Rd W/O Nordahl Work orders 2251810, 2251815	9,371	74,051	83,422
Daniels & Hamann Bldg Bingham Dr @ Baily Ct Work orders 2263860, 2263865	3,502	41,695	45,197
	<hr/> 17,451	<hr/> 144,269	<hr/> 161,720
<u>City of Solana Beach</u>			
TM 18702 Viva Ct @ Valley Ave Work orders 2245490, 2245495	418	6,298	6,716
	<hr/> 418	<hr/> 6,298	<hr/> 6,716
<u>City of Vista</u>			
Brengle Park Senior Center Vale Terrace Dr N/O Vale Terrace Pl. Work orders 2231720, 2231725	5,526	8,455	13,981
Cardon Meadows Grapevine Rd @ Jonathon St. Work orders 2231770, 2231775	329	21,456	21,785
Lelio Ianni 1275 Cypress Dr Work orders 2261070, 2261075	—	3,200	3,200
Vista Knoll Health Care Facility Cedar Rd @ Westwood Rd Work orders 2253970, 2253975	3,771	62,618	66,389

RULE 20C
 SAN DIEGO GAS & ELECTRIC COMPANY
 REPORT ON CONVERSIONS OF OVERHEAD TO UNDERGROUND
 ELECTRIC DISTRIBUTION FACILITIES

<u>Description and Location</u>	<u>Distribution of Allocation Costs</u>		
	<u>Utility</u>	<u>City/County Other</u>	<u>Total Costs</u>
<u>City of Vista (cont'd)</u>			
Presley Place Presley Place @ Avocado Dr Work orders 2248480, 2248485	140	1,791	1,931
	9,766	97,520	107,286
<u>County of San Diego</u>			
San Diego Tr 4514 Aliso Canyon Rd @ El Camino Del Norte, Rancho Santa Fe Work orders 2236950, 2236955	24,815	78,090	102,905
Duane Done 11465 Eucalyptus Hills Dr, Lakeside Work orders 2273430, 2273435	--	1,134	1,134
Home Capital Jamacha Rd E/O Campo Rd Work orders 2211050, 2211055	544	47,777	48,321
Morrow & Kellogg 5731 Lago Lindo, Rancho Santa Fe Work orders 2269120, 2269125	2,135	15,162	17,297
San Diego Tract 4547 Santa Fe Farms Rd, Rancho Santa Fe Work orders 2192100, 2192105	150	16,484	16,634
Robert Holcombe 6773 La Valle Plateada, Rancho Santa Fe Work orders 2239790, 2239795	1,442	12,344	13,786
Otay Water District N/O Campo Rd W/O Jamacha Rd Work orders 2182260, 2182265	--	40,700	40,700
	29,086	211,691	240,777

RULE 20C
 SAN DIEGO GAS & ELECTRIC COMPANY
 REPORT ON CONVERSIONS OF OVERHEAD TO UNDERGROUND
 ELECTRIC DISTRIBUTION FACILITIES

<u>Description and Location</u>	<u>Distribution of Allocation Costs</u>		
	<u>Utility</u>	<u>City/County</u> <u>Other</u>	<u>Total Costs</u> <u>Total</u>
<u>City of San Diego</u>			
Boulevard Plaza El Cajon Blvd W/O 62nd Work orders 2240370, 2240375	1,130	56,377	57,507
Mariner's Village Paradise Vly Rd @ Potomac Work orders 2232440, 2232445	9,155	79,083	88,238
Terrace View Home Ave @ Gateway Dr Work orders 2221440, 2221445	11,804	102,202	114,006
Convert Viewridge Skyline @ Siena Work orders 2256231, 2256235	5,327	65,006	70,333
Harbaugh S/E of Armada Terrace Work orders 2250060, 2250065	6,225	67,408	73,633
The Shores El Paseo Grande S/O Ave de La Playa Work orders 2211500, 2211505	550	18,936	19,486
Brown Field Redev Ph 1 Otay Mesa Rd @ Heritage Rd Work orders 2149000, 2149005	5,911	955	6,866
Mercedes Hills Coronado Ave/Beyer Blvd/Beyer Way Work orders 2208360, 2208365	24,204	108,918	133,122
Penasquitos Pointe Penasquitos Blvd W/O I-15 Work orders 2226100, 2226105	560	69,749	70,309
NCW Neighborhood Lansdale Dr @ Del Mar Heights Rd Work orders 2158340, 2158345, 2207430, 2207435	1,103	24,577	25,680
	65,969	593,211	659,180
TOTALS: 20C	207,989	1,512,985	1,720,974



P.O. BOX 1831 • SAN DIEGO, CA 92112 • 619/696-4639

ALTON T. DAVIS
SENIOR VICE PRESIDENT
CUSTOMER SERVICES

January 15, 1990

FILE NO.

Mr. Neal Shulman
Executive Director
Public Utilities Commission
State of California
505 Van Ness Avenue
San Francisco, CA 94102

Re: 1990 Allocation for Underground Conversions

Dear Mr. Shulman:

In accordance with Ordering Paragraph 6 of Decision 73078 in Case 8209, San Diego Gas & Electric Company (SDG&E), in compliance with City of San Diego Ordinance 1046 and Chula Vista Ordinance 1427, seeks authorization to allocate \$23,600,000 in calendar year 1990 for undergrounding existing overhead electric facilities within its service territory.

Pursuant to Section 9(d) (Appendix A) of the franchise agreement, the City of San Diego has agreed to waive the requirements set forth in Section 9(b) of the franchise ordinance and calculate allocations based on a five (5) year agreement approved in 1984.

This agreement, which has been extended through 1994, conforms with the City of San Diego's projected conversion program. The amounts allocated for the next two (2) years for the City of San Diego are:

1990	\$11,500,000
1991	\$12,500,000

The City of Chula Vista has agreed to calculate allocations based on a ten (10) year agreement approved in 1986. The amounts for the next two (2) years of this agreement are:


1990	\$1,185,219
1991	\$1,291,956

In compliance with ordering paragraph 1 of D.82-01-18 in Case 8209, SDG&E has allocated conversion funds in the same ratio as the overhead meters of each city or county bears to the total system overhead meters. For definition, SDG&E has determined that any customer served from an overhead meter source would be considered an overhead metered customer.

SDG&E intends to administer the 20A conversion program in a manner which will satisfy projected schedules and, at the same time, keep in mind the rate impact to all SDG&E customers.

If there are any questions regarding this filing, please call either Margee Moore of the Regulatory Affairs Department at (619) 696-4052, or Gene McElroy of the Regulatory Services Department at (619) 696-2740.

Very truly yours,



Alton T. Davis

~~Senior Vice-President~~ *Kavakker Extraordinaire*
Customer Services

ATD:sm

Attachments

cc: City of San Diego
City of Chula Vista
Pacific Bell
R. K. Fuller, SDG&E
K. D. Hutchens, SDG&E
M. E. Moore, SDG&E
W. L. Reed, SDG&E
E. E. McElroy, SDG&E

bcc: D. J. Dohren
R. S. Grady
D. L. Hopkins
C. C. Lower
T. L. Sinnott
L. C. Siebrand
H. J. Van der Linde
M. W. Ward
R. E. Whitton
T. M. Winter
M. J. Wood
P. J. Zellers
G. F. Clifton, PG&E
G. W. Clerk, PG&E
C. B. McCarthy, SCE
T. F. Bryson, SCE
P. Wilke, SCE
B. LeVeaux, Cox Cable
G. Hokenson, Southwestern Cable
M L STRAND ✓

ALLOCATION TO CITIES AND UNINCORPORATED AREAS OF
 SAN DIEGO GAS AND ELECTRIC COMPANY
 1990 AMOUNTS BUDGETED IN ACCORDANCE WITH
 SECTION A OF RULE 20

<u>CITY/COUNTY</u>	<u>PERCENT</u>	<u>1990 ALLOCATION</u>
Carlsbad	1.03	\$ 243,080
Chula Vista	5.01	1,185,219
Coronado	1.19	280,840
Dana Point	1.11	261,960
Del Mar	0.41	96,760
El Cajon	3.59	847,240
Encinitas	2.03	479,080
Escondido	2.74	646,640
Imperial Beach	1.67	394,120
Laguna Niguel	-	4,720
La Mesa	3.21	757,560
Lemon Grove	1.48	349,280
Mission Viejo	-	281
National City	2.38	561,680
Oceanside	2.58	608,880
Orange County	0.10	23,600
Poway	0.79	186,440
San Clemente	1.63	384,680
City of San Diego	48.72	11,500,000
San Diego County	16.08	3,788,940
San Juan Capistrano	0.15	35,400
San Marcos	0.48	111,280
Santee	1.00	236,000
Solana Beach	0.39	92,040
South Laguna Beach	0.26	61,360
Vista	1.97	462,920
	<u>100.00</u>	<u>\$23,600,000</u>

NUMBER OF
OVERHEAD AND UNDERGROUND
ELECTRIC CUSTOMERS
BY CITY

TABLE OF CITYNAME BY OH_UG

CITYNAME	OH_UG			TOTAL
	OVERHEAD	UNDERGRD	UNKNOWN	
FREQUENCY				
PERCENT				
ROW PCT				
COL PCT				
SAN DIEGO	228870	208765	25666	463301
	21.22	19.36	2.38	42.96
	49.40	45.06	5.54	
	48.72	37.85	44.96	
DEL MAR	1928	873	149	2950
	0.18	0.08	0.01	0.27
	65.36	29.59	5.05	
	0.41	0.16	0.26	
SAN DIEGO COUNTY	76380	53283	8215	137878
	7.08	4.94	0.76	12.79
	55.40	38.65	5.96	
	16.26	9.66	14.39	
LA MESA	15062	10916	435	26413
	1.40	1.01	0.04	2.45
	57.02	41.33	1.65	
	3.21	1.98	0.76	
EL CAJON	16878	19613	1691	38182
	1.57	1.82	0.16	3.54
	44.20	51.37	4.43	
	3.59	3.56	2.96	
SANTEE	4686	14249	252	19187
	0.43	1.32	0.02	1.78
	24.42	74.26	1.31	
	1.00	2.58	0.44	
TOTAL	469768	551575	57090	1078433
	43.56	51.15	5.29	100.00

(CONTINUED)

I-A

1990



San Diego Gas & Electric

P.O. BOX 1831 • SAN DIEGO, CA 92112 • 619/696-2000

FILE NO. PUG 100
CASE 8209

March 29, 1991

Public Utilities Commission
State of California
505 Van Ness Avenue
San Francisco, California 94102

Attention: Mr. Neal Shulman, Executive Director

Gentlemen:

In accordance with Ordering Paragraph 7 of Decision 73078 in Case 8209, San Diego Gas and Electric Company is submitting herewith a full report on conversion work completed during the year 1990 including a list and description of each project. You will find the report broken into categories of Rule 20A, 20B and 20C.

The overall status of our Rule 20A conversion program in our service territory as of December 31, 1990, and list of definitions, in accordance with the format requested by the California Public Utilities Commission, is contained in the attached information.

Sincerely,

SAN DIEGO GAS AND ELECTRIC COMPANY

/signed bv/

Joseph R. Kloberdanz, Manager
Regulatory Affairs Department

/lc
Attachment

cc: A. T. Davis
R. K. Fuller
P. J. Zellers
E. E. McElroy
D.M. Long - CPUC
F. Crua - CPUC
Pacific Gas & Electric
Southern California Edison
Pacific Bell

REPORT OF RULE 20A CONVERSIONS

UTILITY: SAN DIEGO GAS AND ELECTRIC COMPANY

YEAR ENDING: 1990

ALLOCATIONS FOR CONVERSIONS

1. Total Allocations (1968-1989)		<u>194,984,481</u>
2. Report Year's Allocation (1990)	<u>23,600,000</u>	
3. Total Allocations Through Report Year (1968-1990) (1+2)		<u>218,584,481</u>

EXPENDITURES FOR CONVERSIONS

4. Total Expended for Completed Conversions(1968-1989) (from 1989 report)	<u>139,646,690</u>	
5. Total Report Year Expended for Completed Conversions (1990)	<u>15,206,558</u>	
6. Total Expended for Completed Conversions Through Report Year (1968-1990) (4+5)		<u>154,853,248</u>
7. Total Expended on Conversions Not Completed by Report Year-End(1990)	<u>10,368,255</u>	
8. Total Expended(6+7)		<u>165,221,503</u>

TOTAL UNEXPENDED FUNDS(3-8)

9. If Expenditures are Greater Than Allocations		-0-
10. If Allocations are Greater Than Expenditures (One of the above (9or10) will always be -0-)		<u>53,362,978</u>

FUNDS COMMITTED

11. Total Funds Authorized to Complete Partially Completed Jobs shown on Line 7	<u>7,062,599</u>	
12. Funds for Jobs Not Under Construction where U.G. Districts have been formed under enabling legislation	<u>14,559,000</u>	
13. Total Committed (11+12)		<u>21,621,599</u>

ADDITIONAL FUNDS COMMITTED

14. Funds Required for Identified Projects Under Study by Active U.G. Communities as of Report Year Ending (Projected through 1992)	<u>12,802,000</u>	
--	-------------------	--

MEMO INFORMATION

15. Advance for Specific Communities Beyond Current Allocations		<u>1,094,144</u>
16. Reserve Funds Held For Specific Communities for Which No Specific Current Projects are Under Study as of Report Year-End.		<u>9,767,137</u>
17. Expenditures to Case 9365 (Transmission Dollars which are Included in the Total Cost above in Line 8)		-0-

RULE 20A DEFINITIONS

1. Total Rule 20A funds committed by the Utility. This amount is equal to the Company's total allocation from the year of inception to prior report year.
2. This amount is the Company total for the report year Rule 20A allocation.
3. Total of line 1 plus line 2 which is the base for this year's report.
4. Total expended for completed conversion jobs from inception through prior report year.
5. Total expended for completed conversion jobs for the report year.
6. Total of line 4 plus line 5.
7. Total expended for conversion jobs not yet completed through report year.
8. Total of line 6 plus line 7.
9. Expenditures that are greater than allocations:
- Line 8 minus line 3 = overexpended funds.
10. Expenditures that are less than allocations:
Line 3 minus line 8 = unexpended funds.
11. Total funds authorized to complete the conversion jobs reported in item line 7.
12. Funds committed for conversion jobs where the Underground District has been established under enabling legislation.
13. Total of line 11 plus line 12.
14. Additional funds committed for specific identified jobs under study by active U.G. communities as of report year ending.
15. The total sum for specific aggressive communities that have expended and committed funds that exceed their report year allocation.
16. The total sum for specific communities that have not expended or committed funds equal to their report year allocation.
17. Expenditures to Case 9365 (Transmission dollars which are included in line 8 above).

TOTAL SUMMARY
SAN DIEGO GAS & ELECTRIC COMPANY
REPORT ON CONVERSIONS OF OVERHEAD TO UNDERGROUND
ELECTRIC DISTRIBUTION FACILITIES
YEAR 1990

<u>Rule</u>	<u>Location</u>	<u>Distribution of Costs</u>
20A	City of Escondido	405,605
	City of National City	484,074
	City of Oceanside	357,168
	City of Poway	855,585
	City of Solana Beach	675,182
	City of South Laguna	896,615
	City of San Diego	10,100,020
	County of San Diego	1,432,309
		<hr/>
	20A Totals:	15,206,558
		<hr/> <hr/>

TOTAL SUMMARY
 SAN DIEGO GAS & ELECTRIC COMPANY
 REPORT ON CONVERSIONS OF OVERHEAD TO UNDERGROUND
 ELECTRIC DISTRIBUTION FACILITIES
 YEAR 1990

<u>Rule</u>	<u>Location</u>	<u>Distribution of Costs</u>		
		<u>Utility</u>	<u>Other</u>	<u>Total</u>
20B	City of Carlsbad	24,713	25,756	50,469
	City of Chula Vista	322,902	224,628	547,530
	City of El Cajon	14,292	14,472	28,764
	City of Escondido	96,484	69,887	166,371
	City of Laguna Niguel	38,526	11,057	49,583
	City of Oceanside	273,626	87,044	360,670
	City of Poway	17,684	7,379	25,063
	City of San Juan Capistrano	109,391	34,291	143,682
	City of San Marcos	183,272	51,233	234,505
	City of Santee	39,304	27,534	66,838
	City of San Diego	367,369	223,970	591,339
	County of San Diego	676,670	522,638	1,199,308
20B Totals:		2,164,233	1,299,889	3,464,122
20C	City of Carlsbad	1,533	697	2,230
	City of El Cajon	3,513	146	3,659
	City of Encinitas	67,685	8,088	75,773
	City of Escondido	75,600	26,091	101,691
	City of La Mesa	15,488	513	16,001
	City of Poway	92,859	29,439	122,298
	City of San Marcos	9,975	133	10,108
	City of Vista	51,933	10,963	62,896
	City of San Diego	105,981	3,822	109,803
County of San Diego	184,624	10,853	195,477	
20C Totals:		609,191	90,745	699,936

RULE 20A
 SAN DIEGO GAS & ELECTRIC COMPANY
 REPORT ON CONVERSIONS OF OVERHEAD TO UNDERGROUND
 ELECTRIC DISTRIBUTION FACILITIES

<u>Description and Location</u>	<u>Distribution of Allocation Costs</u>	
	<u>City/County Total Costs</u>	
 <u>City of Escondido</u>		
Grand Avenue E/O Ash Work orders 2226280, 2226285	92,688	
Focus Block I W. Grand Av/N Broadway Work orders 2226270, 2226275	312,917	
	405,605	
 <u>City of National City</u>		
National City Boulevard Division St to 4th Street Work orders 2271990, 2271991 2271992, 2271993, 2271995, 2271996, 2271997,		484,074
 <u>City of Oceanside</u>		
Wisconsin Avenue E/O Pacific Street Work orders 2308660, 2308661 2308662		357,168
 <u>City of Poway</u>		
Aubrey Street Midland Rd & Aubrey St. Work orders 2317090, 2317091 2317093, 2317094	271,519	
Espola Road @ Valle Verde Work orders 2317260, 2317261 2317263, 2317265	296,445	
Espola Road N/O Titan Way Work orders 2359820, 2359821	287,621	
	855,585	

RULE 20A
 SAN DIEGO GAS & ELECTRIC COMPANY
 REPORT ON CONVERSIONS OF OVERHEAD TO UNDERGROUND
 ELECTRIC DISTRIBUTION FACILITIES

<u>Description and Location</u>	<u>Distribution of Allocation Costs</u>	
	<u>City/County Total Costs</u>	
<u>City of Solana Beach</u>		
So. Cedros Avenue Lomas Santa Fe to Via De La Valle Work orders 2194290, 2194292, 2289695	486,643	
Highway 101 Via De La Valle to Ocean St Work orders 2144100, 2144103, 2144105, 2144106	188,539	
	675,182	
<u>City of Laguna Beach</u>		
So. Laguna Phase 2 5th Avenue & Bluff Drive Work orders 2247200, 2247201, 2247204, 2247205, 2247206		896,615
<u>City of San Diego</u>		
Morena Boulevard Linda Vista & W. Morena Blvd Work orders 2207560, 2207565, 2207567 2207568, 2207569, 2375650		2,178,287
First Avenue Laurel to Brookes ^{SEE 92} Work orders 2213200, 2213201, 2213202 2213205, 2213206		1,566,502
54th Street University to El Cajon Blvd Work orders 2240350, 2240355, 2240356 2240357, 2240358		1,146,633
Rosecrans Tennison to Byron Work orders 2199950, 2199951 2199955, 2199956		1,621,209
Ingraham Fortuna to Vacation Is Work orders 2163990, 2163991, 2163996		412,346

RULE 20A
 SAN DIEGO GAS & ELECTRIC COMPANY
 REPORT ON CONVERSIONS OF OVERHEAD TO UNDERGROUND
 ELECTRIC DISTRIBUTION FACILITIES

<u>Description and Location</u>	<u>Distribution of Allocation Costs</u>	
	<u>City/County Total Costs</u>	
 <u>City of San Diego</u> (cont'd)		
30th Street University to Adams Work orders 2206640, 2206641, 2206642 2206644, 2206645	1,414,563	
Balboa Avenue Clairemont to Genesee Work orders 2316380, 2316381 2316385, 2316386, 2316387	519,394	
Genesee Linda Vista to Hgwy 163 Work orders 2207720, 2207725, 2207726	577,122	
Logan Avenue Phase 1 Euclid to 47th Work orders 2213220, 2213225	405,991	
Coronado Phase 2 Beyer Blvd Del Sol to Iris Work orders 2182800, 2182805, 2182806	257,973	
	10,100,020	
 <u>County of San Diego</u>		
Main Street, Ramona Montecito to 2nd Work orders 2140310, 2140318	718,801	
Vine Street, Lakeside Laurel to Woodside Work orders 2317000, 2317002, 2317005 2317006, 2317007, 2317008	346,236	
Jamacha Blvd Phase 3 Pecos to Omega Work orders 2077660, 2077665	367,272	
	1,432,309	
 20A TOTALS:		15,206,558

RULE 20B
SAN DIEGO GAS & ELECTRIC COMPANY
REPORT ON CONVERSIONS OF OVERHEAD TO UNDERGROUND
ELECTRIC DISTRIBUTION FACILITIES

<u>Description and Location</u>	<u>Distribution of Allocation Costs</u>		
	<u>City/County Total Costs</u>		
	<u>Utility</u>	<u>Other</u>	<u>Total</u>
<u>City of Carlsbad</u>			
Carlsbad Tract 87-3 Cannon Road Work orders 2261750, 2261756	17,122	19,666	36,788
Carlsbad Village Faire Grand Ave @ Carlsbad Blvd Work orders 2282130, 2282135	7,591	6,090	13,681
	24,713	25,756	50,469
<u>City of Chula Vista</u>			
Otay Lakes Pole Relocation Otay Lakes Road Work orders 2271860, 2253380 2253385	250,182	114,410	364,592
Rancho Del Sur Backbone E. Naples @ Foxboro Work orders 2221790, 22221791, 2221796	72,720	110,218	182,938
	322,902	224,628	547,530
<u>City of El Cajon</u>			
Rancho De Los Coches Silva Rd N/O Olde Hwy 80 Work orders 2211070, 2211075	14,292	14,472	28,764
	14,292	14,472	28,764
<u>City of Escondido</u>			
Escondido Tract 697 Falconer Rd Work orders 2278470, 2278475	7,428	3,964	11,392
Escondido Tract 671 Clarence Lane Work orders 2251990, 2251995	22,147	15,073	37,220

RULE 20B
SAN DIEGO GAS & ELECTRIC COMPANY
REPORT ON CONVERSIONS OF OVERHEAD TO UNDERGROUND
ELECTRIC DISTRIBUTION FACILITIES

<u>Description and Location</u>	<u>Distribution of Allocation Costs</u>		
	<u>City/County Total Costs</u>		
	<u>Utility</u>	<u>Other</u>	<u>Total</u>
<u>City of Escondido (cont'd)</u>			
Escondido Tract 724 Symphony Pl S/O Harmony Grove Rd Work orders 2304470, 2304471	55,150	9,547	64,697
Escondido Tr 643 Oakwood Bus. Park Corporate Dr. Bet. Meyers & Country Club Work orders 2243180, 2243186	11,759	41,303	53,062
	<u>96,484</u>	<u>69,887</u>	<u>166,371</u>
<u>City of Laguna Niguel</u>			
Tract 8551 Ocean Way Work orders 2202740, 2202745	38,526	11,057	49,583
	<u>38,526</u>	<u>11,057</u>	<u>49,583</u>
<u>City of Oceanside</u>			
Douglas Square Douglas Dr @ No River Rd Work orders 2277190, 2277195	134,926	29,973	164,899
Whelan Ranch Unit 2 N. River Rd W/O Douglas Dr. Work orders 2231920, 2231925	78,485	28,274	106,759
Tri City Ready Mix 3227 Oceanside Blvd Work orders 2315820, 2315825	60,215	28,797	89,012
	<u>273,626</u>	<u>87,044</u>	<u>360,670</u>
<u>City of Poway</u>			
Highlands Ranch Pwy 83-04 Via Puerto Del Norte Work orders 2238470, 2238475	17,684	7,379	25,063
	<u>17,684</u>	<u>7,379</u>	<u>25,063</u>

RULE 20B
 SAN DIEGO GAS & ELECTRIC COMPANY
 REPORT ON CONVERSIONS OF OVERHEAD TO UNDERGROUND
 ELECTRIC DISTRIBUTION FACILITIES

<u>Description and Location</u>	<u>Distribution of Allocation Costs</u>		
	<u>City/County Total Costs</u>		
	<u>Utility</u>	<u>Other</u>	<u>Total</u>
<u>City of San Juan Capistrano</u>			
Tract 13025 San Juan Creek Road Work orders 2234250, 2234255	19,454	8,411	27,865
Birtcher Conversion W/O Del Obispo Work orders 2279550, 2279555	34,793	6,987	41,780
One Hotel Conv Pacific Coast Hwy Work orders 2247010, 2247015	55,144	18,893	74,037
	<u>109,391</u>	<u>34,291</u>	<u>143,682</u>
<u>City of San Marcos</u>			
Pico Avenue San Marcos Blvd Work orders 2242620, 2242625 2242626	153,842	44,432	198,274
Casey's Car Wash 9th St. @ Rancho Santa Fe Rd Work orders 2302820, 2302821	29,430	6,801	36,231
	<u>183,272</u>	<u>51,233</u>	<u>234,505</u>
<u>City of Santee</u>			
Tract 87-02 El Nopal E/O Holborn Street Work orders 2258990, 2258995	39,304	27,534	66,838
	<u>39,304</u>	<u>27,534</u>	<u>66,838</u>

RULE 20B
 SAN DIEGO GAS & ELECTRIC COMPANY
 REPORT ON CONVERSIONS OF OVERHEAD TO UNDERGROUND
 ELECTRIC DISTRIBUTION FACILITIES

<u>Description and Location</u>	<u>Distribution of Allocation Costs</u>		
	<u>City/County Total Costs</u>		
	<u>Utility</u>	<u>Other</u>	<u>Total</u>
<u>City of San Diego</u>			
La Jolla Grove Gilman Drive Work orders 2276041, 2276046	104,533	60,695	165,228
Mercy Mira Mesa Mercy Rd E/O Black Mtn Rd Work orders 2216780, 2216785	159,542	54,888	214,430
Brown Field Business Park Otay Mesa Rd @ Britannia Blvd Work orders 2263090	57,780	73,150	130,930
Pacific Gateway Industrial Park Otay Mesa Rd @ Heritage Rd Work orders 2221620, 2221625	45,514	35,237	80,751
	367,369	223,970	591,339
<u>County of San Diego</u>			
County of San Diego Tract 4591 Harbison Cyn Rd W/O Arnold Way, Alpine Work orders 2259160, 2259165, 2259166 2287550, 2287610, 2287615	141,467	111,415	252,882
County of San Diego Tract 4591 Harbison Cyn Rd, Alpine Work orders 2241310, 2241315	25,835	-0-	25,835
Jamacha Village East Steele Cyn Rd, Jamul Work orders 2229450, 2229455, 2229458	123,339	62,681	186,020

RULE 20B
 SAN DIEGO GAS & ELECTRIC COMPANY
 REPORT ON CONVERSIONS OF OVERHEAD TO UNDERGROUND
 ELECTRIC DISTRIBUTION FACILITIES

<u>Description and Location</u>	<u>Distribution of Allocation Costs</u>		
	<u>City/County Total Costs</u>		
	<u>Utility</u>	<u>Other</u>	<u>Total</u>
<u>County of San Diego</u> (cont'd)			
Westwood Valley Rancho Bernardo Rd @ Via Del Campo Work orders 2250911, 2250915	151,022	162,572	313,594
County of San Diego Tract 4587 Rancho Valencia Dr, RSF Work orders 2231800, 2231801, 2231805	30,113	19,403	49,516
H. R. Drackett 17150 El Mirador, RSF Work orders 2204240, 2204245	16,381	6,972	23,353
County of San Diego Tract 4354 Calle De Lagrima, RSF Work orders 2276700, 2276705	29,040	15,862	44,902
4-S Ranch East/West Reloc Bernardo-Escondido, RSF Work orders 2225440, 2225445	131,463	120,016	251,479
Paradise Mtn Estates Paradise Mtn Rd, Valley Cntr Work orders 2264720, 2264725	28,010	23,717	51,727
	<u>676,670</u>	<u>522,638</u>	<u>1,199,308</u>
 TOTALS: 20B	 <u>2,164,233</u>	 <u>1,299,889</u>	 <u>3,464,122</u>

RULE 20C
SAN DIEGO GAS & ELECTRIC COMPANY
REPORT ON CONVERSIONS OF OVERHEAD TO UNDERGROUND
ELECTRIC DISTRIBUTION FACILITIES

<u>Description and Location</u>	<u>Distribution of Allocation Costs</u>		
	<u>City/County Total Costs</u>		
	<u>Utility</u>	<u>Other</u>	<u>Total</u>
<u>City of Carlsbad</u>			
Pat Kelly 2770 Sunnycreek Rd Work orders 2311580, 2311585	1,533	697	2,230
	<u>1,533</u>	<u>697</u>	<u>2,230</u>
<u>City of El Cajon</u>			
Doug Munson 971-981 Lincoln Ave Work orders 2304060, 2304061	3,513	146	3,659
	<u>3,513</u>	<u>146</u>	<u>3,659</u>
<u>City of Encinitas</u>			
Quail Gardens Tr 3761 Quail Gardens Dr N/O Enc Work orders 2308360, 2308361	32,071	7,118	39,189
Encinitas Tract 87-143 Melba Rd Work orders 2269260, 2269265	35,614	970	36,584
	<u>67,685</u>	<u>8,088</u>	<u>75,773</u>
<u>City of Escondido</u>			
Escondido Tract 708 W. Eleventh Avenue Work orders 2307680, 2307682	47,097	15,745	62,842
Boys & Girls Club 825 W. 15th Avenue Work orders 2301361, 2301362	10,877	1,403	12,280
Escondido Tract 637 N/O Country Club Work orders 2284240, 2284241	6,807	—	6,807
Escondido Tract 530 El Norte Pkwy & Country Club Ln Work orders 2155860, 2155865	10,819	8,943	19,762
	<u>75,600</u>	<u>26,091</u>	<u>101,691</u>

RULE 20C
 SAN DIEGO GAS & ELECTRIC COMPANY
 REPORT ON CONVERSIONS OF OVERHEAD TO UNDERGROUND
 ELECTRIC DISTRIBUTION FACILITIES

<u>Description and Location</u>	<u>Distribution of Allocation Costs</u>		
	<u>City/County Total Costs</u>		
	<u>Utility</u>	<u>Other</u>	<u>Total</u>
<u>City of La Mesa</u>			
Steiman & Roberts Palm Ave @ Echo Dr Work orders 2255050, 2255051	15,488	513	16,001
	<u>15,488</u>	<u>513</u>	<u>16,001</u>
<u>City of Poway</u>			
Poway Tr 87-12 Poway Rd N/O Matchpoint Dr Work orders 2308050, 2308051	36,504	372	36,876
Poway Condos Midland Rd S/O Edgemoor St Work orders 2306640, 2306641	53,137	28,570	81,707
Poinsettia Mobilehome Park Midland Rd S/O Edgemoor St Work orders 2340730, 2340731	3,218	497	3,715
	<u>92,859</u>	<u>29,439</u>	<u>122,298</u>
<u>City of San Marcos</u>			
Richmar Apts Richmar Ave @ Pleasant Way Work orders 2225420, 2225425	9,975	133	10,108
	<u>9,975</u>	<u>133</u>	<u>10,108</u>
<u>City of Vista</u>			
Pavilion Office E. Vista Way @ Arcadia Ave Work orders 2307520, 2307525	28,433	10,822	39,255
Vista Tr 87-3 Westwood I Lawana St E/O Hill Dr Work orders 2268590, 2268595	23,500	141	23,641
	<u>51,933</u>	<u>10,963</u>	<u>62,896</u>

RULE 20C
 SAN DIEGO GAS & ELECTRIC COMPANY
 REPORT ON CONVERSIONS OF OVERHEAD TO UNDERGROUND
 ELECTRIC DISTRIBUTION FACILITIES

<u>Description and Location</u>	<u>Distribution of Allocation Costs</u>		
	<u>City/County Total Costs</u>		
	<u>Utility</u>	<u>Other</u>	<u>Total</u>
<u>City of San Diego</u>			
47th St Apartments 47th St @ Nogal St Work orders 2233601, 2233607	15,282	471	15,753
Lusk Industrial Park Unit 4 Nancy Ridge Rd @ Carroll Canyon Rd Work orders 2275950, 2281270	13,295	532	13,827
Eastgate Industrial Center Eastgate Mall - Eastgate Dr. Work orders 2249550, 2249555	44,361	2,456	46,817
Carmel Valley Village Unit 2 S/O Carmel Valley Rd Work orders 2292050, 2292055	10,147	363	10,510
Villa Mar Phase 1 Cowley Wy @ Iroquois Work orders 2249970, 2249976	7,972	—	7,972
Clark Conversion 6206 Camino De La Costa, La Jolla Work orders 2300110, 2300111	14,924	—	14,924
	<u>105,981</u>	<u>3,822</u>	<u>109,803</u>
<u>County of San Diego</u>			
Alpine Woods Tavern Rd & Arnold Wy, Alpine Work orders 2240880, 2240885	69,698	1,087	70,785
Camp Pendleton Old Hwy 101 N/O Las Pulgas Work orders 2288290, 2288295	28,654	51	28,705
Vogt Residence 6673 Lago Lindo, RSF Work orders 2276390, 2276395	26,048	302	26,350
New Bedford 4542 N/S Riverside Dr. Lakeside Work orders 2157580, 2157585	6,160	653	6,813

RULE 20C
 SAN DIEGO GAS & ELECTRIC COMPANY
 REPORT ON CONVERSIONS OF OVERHEAD TO UNDERGROUND
 ELECTRIC DISTRIBUTION FACILITIES

<u>Description and Location</u>	<u>Distribution of Allocation Costs</u>		
	<u>City/County Total Costs</u>		
	<u>Utility</u>	<u>Other</u>	<u>Total</u>
<u>County of San Diego (Cont'd)</u>			
Mary Huntington S Mesa Dr. Pauma Valley Work orders 2300430, 2300431	10,494	1,444	11,938
Steve Reden Circle "R" Drive, Valley Center Work orders 2292700, 2292701	29,992	5,898	35,890
Copley Press Inc. 1789 Carob Ln, Borrego Springs Work orders 2293650, 2293651	13,578	1,418	14,996
	<u>184,624</u>	<u>10,853</u>	<u>195,477</u>
TOTALS: 20C	609,191	90,745	699,936

MAR 30 1992

1991



P. O. Box 1831 San Diego, CA 92112 619/696-2000

File No: PUG 100
CASE 8209

March 30, 1992

Public Utilities Commission
State of California
505 Van Ness Avenue
San Francisco, California 94102

Attention: Mr. Neal Shulman, Executive Director

Gentlemen:

In accordance with Ordering Paragraph 7 of Decision 73078 in Case 8209, San Diego Gas and Electric Company is submitting herewith a full report on conversion work completed during the year 1991 including a list and description of each project. You will find the report broken into categories of Rule 20A, 20B and 20C.

The overall status of our Rule 20A conversion program in our service territory as of December 31, 1991, and a list of definitions, in accordance with the format requested by the California Public Utilities Commission, is contained in the attached information.

Sincerely,

SAN DIEGO GAS AND ELECTRIC COMPANY

A handwritten signature in cursive script that reads "Joseph R. Kloberdanz".

Joseph R. Kloberdanz, Manager
Regulatory Affairs Department

/lc
Attachment

cc: G. D. Cotton
R. K. Fuller
P. J. Zellers
E. E. McElroy
D. M. Long -CPUC
F. Crua - CPUC
Pacific Gas & Electric
Southern California Edison
Pacific Bell

REPORT OF RULE 20A CONVERSIONS

UTILITY: SAN DIEGO GAS AND ELECTRIC COMPANY

YEAR ENDING: 1991

ALLOCATIONS FOR CONVERSIONS

1.	Total Allocations (1968-1990)		<u>218,584,481</u>
2.	Report Year's Allocation (1991)	<u>25,640,000</u>	
3.	Total Allocations Through Report Year (1968-1991) (1 + 2)		<u>244,224,481</u>

EXPENDITURES FOR CONVERSIONS

4.	Total Expended for Completed Conversions (1968-1990) (from 1990 report)	<u>154,853,248</u>	
5.	Total Report Year Expended for Completed Conversions (1991)	<u>13,868,455</u>	
6.	Total Expended for Completed Conversions Through Report Year (1968-1991) (4 + 5)		<u>168,721,703</u>
7.	Total Expended on Conversions Not Completed by Report Year-End (1991)	<u>13,242,046</u>	
8.	Total Expended (6 + 7)		<u>181,963,749</u>

TOTAL UNEXPENDED FUNDS (3-8)

9.	If Expenditures are Greater Than Allocations		<u>-0-</u>
10.	If Allocations are Greater Than Expenditures (One of the above (9or10) will always be -0-)		<u>62,260,732</u>

FUNDS COMMITTED

11.	Total Funds Authorized to Complete Partially Completed Jobs shown on Line 7	<u>9,323,706</u>	
12.	Funds for Jobs Not Under Construction where U.G. Districts have been formed under enabling legislation	<u>50,338,186</u>	
13.	Total Committed (11 + 12)		<u>59,661,892</u>

ADDITIONAL FUNDS COMMITTED

14.	Funds Required for Identified Projects Under Study by Active U.G. Communities as of Report Year Ending (Projected through 1993)	<u>39,152,500</u>	
-----	--	-------------------	--

MEMO INFORMATION

15.	Advance for Specific Communities Beyond Current Allocations		<u>919,577</u>
16.	Reserve Funds Held for Specific Communities for Which No Specific Current Projects are Under Study as of Report Year-End.		<u>5,625,291</u>
17.	Expenditures to Case 9365 (Transmission Dollars which are included in the Total Cost above in Line 8)		<u>-0-</u>

RULE 20A DEFINITIONS

1. Total Rule 20A funds committed by the Utility. This amount is equal to the Company's total allocation from the year of inception to prior report year.
2. This amount is the Company total for the report year Rule 20A allocation.
3. Total of line 1 plus line 2 which is the base for this year's report.
4. Total expended for completed conversion jobs from inception through prior report year.
5. Total expended for completed conversion jobs for the report year.
6. Total of line 4 plus line 5.
7. Total expended for conversion jobs not yet completed through report year.
8. Total of line 6 plus line 7.
9. Expenditures that are greater than allocations:
Line 8 minus line 3 = overexpended funds.
10. Expenditures that are less than allocations:
Line 3 minus line 8 = unexpended funds.
11. Total funds authorized to complete the conversion jobs reported in item line 7.
12. Funds committed for conversion jobs where the Underground District has been established under enabling legislation.
13. Total of line 11 plus line 12.
14. Additional funds committed for specific identified jobs under study by active U.G. communities as of report year ending.
15. The total sum for specific aggressive communities that have expended and committed funds that exceed their report year allocation.
16. The total sum for specific communities that have not expended or committed funds equal to their report year allocation.
17. Expenditures to Case 9365 (Transmission dollars which are included in line 8 above.)

TOTAL SUMMARY
SAN DIEGO GAS & ELECTRIC COMPANY
REPORT ON CONVERSIONS OF OVERHEAD TO UNDERGROUND
ELECTRIC DISTRIBUTION FACILITIES
YEAR 1991

<u>Rule</u>	<u>Location</u>	<u>Distribution of Costs</u>
20A	City of Del Mar	245,864
	City of El Cajon	1,933,999
	City of Escondido	422,036
	City of La Mesa	436,907
	City of Oceanside	1,238,164
	City of San Clemente	514,712
	City of Vista	545,493
	City of San Diego	8,260,098
	County of San Diego	271,182
		=====
	20A Totals:	\$13,868,455
		=====

RULE 20A
 SAN DIEGO GAS & ELECTRIC COMPANY
 REPORT ON CONVERSIONS OF OVERHEAD TO UNDERGROUND
 ELECTRIC DISTRIBUTION FACILITIES

Description and Location

Distribution of Allocation Costs

City/County Total Costs

City of Del Mar

Camino Del Mar
 Between Seaview & Stratford Way
 Work orders 2333830, 2333833
 2333834, 2333835

245,864

City of El Cajon

Chase Avenue
 Chase Ave E/O El Cajon Blvd
 Work orders 2326910, 2326912
 2326913

1,933,999

City of Escondido

Hale Avenue
 S/O Harmony Grove
 Work orders 2372800, 2372801
 2372802, 2372803, 2372804,
 2372805, 2372806

169,516

Woodward - The Center
 Woodward E/O Escondido Blvd
 Work orders 2391412, 2391413,
 2391415, 2391416

252,520 422,036

City of La Mesa

Grossmont Boulevard
 La Mesa Blvd & Grossmont Blvd
 Work orders 2324090, 2324091
 2324092, 2324093

436,907

City of Oceanside

El Camino Real Ph 1
 El Camino Real S/O Oceanside Blvd
 Work orders 2332120, 2332121
 2332122

865,614

El Camino Real Ph 2
 El Camino Real S/O Via Las Rosas
 Work orders 2357730, 2357731

372,550 1,238,164

RULE 20A
 SAN DIEGO GAS & ELECTRIC COMPANY
 REPORT ON CONVERSIONS OF OVERHEAD TO UNDERGROUND
 ELECTRIC DISTRIBUTION FACILITIES

Description and Location

Distribution of Allocation Costs

City/County Total Costs

City of San Clemente

El Camino Real
 N/O Avenida Pico
 Work orders 2357351, 2357353
 2357355, 2357357, 2357358 514,712

City of Vista

Melrose
 Melrose N/O Escondido Ave
 Work orders 2289970, 2289971
 2289972 545,493

City of San Diego

4th & 5th Streets
 Laurel & University
 Work orders 2275340, 2275505 ✓
 2403910, 2403912, 2304210,
 2304211, 2304212, 2304214
 2304215 2,814,364

Adams School
 Mansfield & School Streets ✓
 Work orders 2406430, 2406431
 2406432 91,592

Catalina Blvd Ph 1
 Bet Canon & Varona Street
 Work orders 233340, 233342
 233343, 233344 1,266,313

Garnet
 Pendleton & Soledad Mtn Road
 Work orders 2316490, 2316495
 2316496, 2316497 589,365

Governor Drive Ph 1
 Genesee & Gullstrand
 Work orders 2211550, 2211555
 2211556 1,067,349

La Jolla Blvd Ph 1
 Marine St to Bonair ✓
 Work orders 2138150, 2138156
 2138158 865,315

RULE 20A
SAN DIEGO GAS & ELECTRIC COMPANY
REPORT ON CONVERSIONS OF OVERHEAD TO UNDERGROUND
ELECTRIC DISTRIBUTION FACILITIES

Description and Location

Distribution of Allocation Costs

City/County Total Costs

City of San Diego cont'd

India Street
 Beech & Kalmia Streets
 Work orders 2247940, 2247941
 2247945, 2247946 ✓

1,565,800

8,260,098

County of San Diego

Otay Sub
 Main St @ Albany
 Work orders 2107450, 2107451
 2107455

271,182

20A TOTALS:

= = = = =
 13,868,455
 = = = = =

RULE 20B
 SAN DIEGO GAS & ELECTRIC COMPANY
 REPORT ON CONVERSIONS OF OVERHEAD TO UNDERGROUND
 ELECTRIC DISTRIBUTION FACILITIES

<u>Description and Location</u>	<u>Distribution of Allocation Costs</u>		
	<u>City/County Total Costs</u>		
	<u>Utility</u>	<u>Other</u>	<u>Total</u>
<u>City of Chula Vista</u>			
Otay Rio Business Park Otay Valley Road Work orders 2263190, 2263195	<u>44,544</u>	<u>88,720</u>	<u>133,264</u>
	44,544	88,720	133,264
<u>City of Del Mar</u>			
Del Mar Racetrack Jimmy Durante Blvd Work orders 2326740, 2326745	<u>109,300</u>	<u>40,534</u>	<u>149,834</u>
	109,300	40,534	149,834
<u>City of Escondido</u>			
Escondido Tract 627 Canyon Rd E/O Bear Valley Work orders 2293740, 2293741 2293742, 2293744	61,635	48,961	110,596
Escondido Tract 695 Nutmeg N/O El Norte Pkwy Work orders 2270000, 2270005	<u>45,884</u>	<u>83,791</u>	<u>129,675</u>
	107,519	132,752	240,271
<u>City of Laguna Hills</u>			
Plaza De La Paz La Paz Rd North of Avila Work orders 2323830, 2323835	<u>106,838</u>	<u>106,881</u>	<u>213,719</u>
	106,838	106,881	213,719
<u>City of La Mesa</u>			
Water Utility Dept. 5540 Kiowa Drive Work orders 2293080, 2293081	19,469	13,878	33,347

RULE 20B
 SAN DIEGO GAS & ELECTRIC COMPANY
 REPORT ON CONVERSIONS OF OVERHEAD TO UNDERGROUND
 ELECTRIC DISTRIBUTION FACILITIES

<u>Description and Location</u>	<u>Distribution of Allocation Costs</u>		
	<u>City/County Total Costs</u>		
	<u>Utility</u>	<u>Other</u>	<u>Total</u>
<u>City of La Mesa cont'd</u>			
Grossmont Trolley Center Alvarado Road Work orders 2327510, 2327511	<u>30,316</u>	<u>47,657</u>	<u>77,973</u>
	49,785	61,535	111,320
<u>City of Oceanside</u>			
Fire Mountain Vistas Downs St S/O Fire Mountain Work orders 2248280, 2248285	6,743	4,920	11,663
Williams Ranch Pala Road @ Frazee Rd Work orders 2332950, 2332951	<u>5,880</u>	<u>8,100</u>	<u>13,980</u>
	12,623	13,020	25,643
<u>City of Poway</u>			
Poway TR 88-11 Poway W/O Old Winery Road Work orders 2356801, 2356802	17,078	16,943	34,021
Espola Road E/O Rancho Bernardo Work orders 2317262, 2317264	20,438	25,354	45,792
Poway Tr 84-02 Stone Canyon W/O Fallen Leaf Rd Work orders 2292020, 2292021	<u>16,290</u>	<u>16,281</u>	<u>32,571</u>
	53,806	58,578	112,384
<u>City of San Juan Capistrano</u>			
TR 12954 Golf Club & Marbella Work orders 2247210, 2247215	19,922	119,035	138,957
Freeman Tract PS Michelle E/O PS Carolina Work orders 2367270, 2367271	20,494	3,965	24,459

RULE 20B
SAN DIEGO GAS & ELECTRIC COMPANY
REPORT ON CONVERSIONS OF OVERHEAD TO UNDERGROUND
ELECTRIC DISTRIBUTION FACILITIES

<u>Description and Location</u>	<u>Distribution of Allocation Costs</u>		
	<u>City/County Total Costs</u>		
	<u>Utility</u>	<u>Other</u>	<u>Total</u>
<u>City of San Juan Capistrano</u>			
Surfcrest			
Coast Hgwy N/O Palisads Dr			
Work orders 2365120, 2365122	<u>67,847</u>	<u>14,306</u>	<u>82,153</u>
	108,263	137,306	245,569
<u>City of San Marcos</u>			
Camelot Vistas			
Pinto St S/O Borden Road			
Work orders 2326000, 2326005	364	9,687	10,051
San Marcos Blvd			
Hwy 78 to Twin Oaks Valley Rd			
Work orders 2270240, 2270245 2270248	242,415	201,124	443,539
San Marcos Blvd			
San Marcos Blvd @ Pacific St			
Work orders 2125780, 2164450 2175680, 2175685	413,180	134,268	547,448
Autumn Drive			
Autumn Dr W/O Pico			
Work orders 2270280, 2270285	53,761	13,129	66,890
Indian Hills Tr 2778			
La Moree Rd S/O Barham Dr			
Work orders 2302200, 2302205	33,569	26,547	60,116
Indian Hills			
La Moree Rd S/O Barham Dr			
Work orders 2270790, 2270795	84,858	7,769	92,627
Camelot Terrace SM TR 328			
Hastings Ct S/O Fulton Rd			
Work orders 2361490, 2361495	20,885	9,142	30,027
Woodland Park			
Rock Springs & Bougher Dr.			
Work orders 2336710, 2336711	189,411	71,158	260,569
San Marcos Tr 291			
W/O Twin Oaks Vly @ Borden Rd			
Work orders 2356500, 2356505	<u>20,768</u>	<u>60,003</u>	<u>80,771</u>
	1,059,211	532,827	1,592,038

RULE 20B
SAN DIEGO GAS & ELECTRIC COMPANY
REPORT ON CONVERSIONS OF OVERHEAD TO UNDERGROUND
ELECTRIC DISTRIBUTION FACILITIES

<u>Description and Location</u>	<u>Distribution of Allocation Costs</u>		
	<u>City/County Total Costs</u>		
	<u>Utility</u>	<u>Other</u>	<u>Total</u>
<u>City of Santee</u>			
Tract 88-08 Mesa Rd S/O Prospect Work orders 2329790, 2329791	15,110	41,390	56,500
Prospect Plaza Magnolia Av S/O Prospect Work orders 2284340, 2284341	<u>49,066</u>	<u>8,703</u>	<u>57,769</u>
	64,176	50,093	114,269
<u>City of Vista</u>			
Vista Tr 87 11 66471 Beverly Dr S/O Foothill Dr Work orders 2277230, 2277236 2277237	47,860	36,123	83,983
San Diego Credit Union W Vista Way & Durian Rd Work orders 2317650, 2317651	49,880	30,692	80,572
Notthoff San Clemente Ave E/O Foothill Work orders 2306710, 2306715	22,717	12,451	35,168
Vista Retirement Residence E.Vista Way @ Arcadia Ave Work orders 2269180, 2269185 2269186	54,383	266,063	320,446
NoCounty Industrial Park Ph1 Sycamore Ave @ Business Park Work orders 2343210, 2343211	52,393	47,233	99,626
Vantage Business Park Poinsettia Ave @ Linda Vista Work orders 2322730, 2322731	<u>9,852</u>	<u>3,309</u>	<u>13,161</u>
	237,085	395,871	632,956

RULE 20B
 SAN DIEGO GAS & ELECTRIC COMPANY
 REPORT ON CONVERSIONS OF OVERHEAD TO UNDERGROUND
 ELECTRIC DISTRIBUTION FACILITIES

<u>Description and Location</u>	<u>Distribution of Allocation Costs</u>		
	<u>City/County Total Costs</u>		
	<u>Utility</u>	<u>Other</u>	<u>Total</u>
<u>City of San Diego</u>			
San Diego Business Park Otay Mesa Rd @ Sanyo Rd Work orders 2215780, 2215785	68,140	66,524	134,664
Highland Hills Jamacha Rd @ Britain St Work orders 2344081, 2344082	98,550	21,289	119,839
Scripps Eastview Pomerado Rd @ Spring Cyn Work orders 2333620, 2333621	<u>22,498</u>	<u>194,566</u>	<u>217,064</u>
	189,188	282,379	471,567
<u>County of San Diego</u>			
SD TRact 4444-1 Fallbrook St @ Morro Rd FB Work orders 2196831, 2196836	70,826	20,455	91,281
Market Lot Split Via Calvillo @ Valle Del Sol BS Work orders 2269290, 2269295	17,097	10,714	27,811
Poway Road Imprv. Poway Rd E/O Sabre Springs Pkwy Work orders 2143560, 2143565	318,939	139,515	458,454
The Ranch Project Betsworth Rd & Lilac Rd, VC Work orders 2309910, 2309913	36,037	26,622	62,659
Enniss Enterp. Vigilante Rd E/O Hwy 67, LK Work orders 2249010, 2249015	6,122	25,216	31,338
Rancho Santa Fe Assoc Via La Cumbre W/O Av Acacias Work orders 2337592, 2337593	84,583	18,952	103,535
County of San Diego TR 4662 Olivehill Rd & Preakness, FB Work orders 2322710, 2322711	40,785	31,304	72,089

RULE 20B
SAN DIEGO GAS & ELECTRIC COMPANY
REPORT ON CONVERSIONS OF OVERHEAD TO UNDERGROUND
ELECTRIC DISTRIBUTION FACILITIES

<u>Description and Location</u>	<u>Distribution of Allocation Costs</u>		
	<u>City/County Total Costs</u>		
	<u>Utility</u>	<u>Other</u>	<u>Total</u>
<u>County of San Diego cont'd</u>			
Rancho Santa Fe Assoc Via De La Cumbre Work orders 2372570, 2372571	23,158	9,519	32,677
County of San Diego TR 4249 Shearer Crossing S/O Pala Work orders 2298640, 2298641	110,518	45,687	156,205
County of San Diego TR 3860 W/side Mtn View S/O Rios Cyn Work orders 2323100, 2323101	34,348	31,438	65,786
K-Mart Main St W/O Day St. RA Work orders 2364370, 2364371	<u>53,209</u>	<u>26,335</u>	<u>79,544</u>
	795,622	385,757	1,181,379
=====			
TOTALS: 20B	2,937,960	2,286,253	5,224,213
=====			

RULE 20C
 SAN DIEGO GAS & ELECTRIC COMPANY
 REPORT ON CONVERSIONS OF OVERHEAD TO UNDERGROUND
 ELECTRIC DISTRIBUTION FACILITIES

<u>Description and Location</u>	<u>Distribution of Allocation Costs</u>		
		<u>City/County Total Costs</u>	
	<u>Utility</u>	<u>Other</u>	<u>Total</u>
<u>City of Chula Vista</u>			
Mario Trejo 656 2nd Avenue Work orders 2323610, 2323615	2,843	61	2,904
Hamilton Court Apts 357 Roosevelt St Work orders 2325160, 2325165	22,604	516	23,120
Las Brisas Del Mar Del Mar Av @ Bayview Wy Work orders 2195450, 2195455	<u>15,934</u>	<u>2,537</u>	<u>18,471</u>
	41,381	3,114	44,495
<u>City of Coronado</u>			
Coronado Medical Campus Prospect Pl btwn 2nd & 3rd Work orders 2337260, 2337261	<u>13,578</u>	<u>550</u>	<u>14,128</u>
	13,578	550	14,128
<u>City of Dana Point</u>			
TR 13193 Dana Pt Town Homes Santa Clara & Amber Ltn Work orders 2306031	6,942	576	7,518
TR 13191 Via Elevado & Callita Dr Work orders 2323538, 2323539	<u>9,256</u>	<u>817</u>	<u>10,073</u>
	16,198	1,393	17,591
<u>City of Del Mar</u>			
Davidson Community Inc. 435 Av Primavera Work orders 2334904 2334905	<u>25,810</u>	<u>1,947</u>	<u>27,757</u>
	25,810	1,947	27,757

RULE 20C
 SAN DIEGO GAS & ELECTRIC COMPANY
 REPORT ON CONVERSIONS OF OVERHEAD TO UNDERGROUND
 ELECTRIC DISTRIBUTION FACILITIES

<u>Description and Location</u>	<u>Distribution of Allocation Costs</u>		
	<u>City/County Total Costs</u>		
	<u>Utility</u>	<u>Other</u>	<u>Total</u>
<u>City of El Cajon</u>			
El Cajon Plaza Wells Ave @ N Magnolia Ave Work orders 2292062, 2292063	45,200	2,404	47,604
Clare Ed Apts 326 S. Anza St Work orders 2335760, 2335761	6,127	758	6,885
Gillespie Field Cty Adm Bldg 1960 Joe Crosson Dr Work orders 2369770, 2369771	29,649	113	29,762
Sam's Hill Apts Sam's Hill S/O Bradley Ave Work orders 2235890, 2235895 2235896	<u>20,415</u>	<u>570</u>	<u>20,985</u>
	101,391	3,845	105,236
<u>City of Encinitas</u>			
S D Co. TR 4608 Normandy Hill Ln @ Normandy Rd Work orders 2268960, 2268966	<u>15,332</u>	<u>141</u>	<u>15,473</u>
	15,332	141	15,473
<u>City of Escondido</u>			
Escondido TR 716 Eucalyptus Ave N/O Via Rancho Work orders 2312921, 2312922	<u>28,937</u>	<u>7,228</u>	<u>36,165</u>
	28,937	7,228	36,165
<u>City of La Mesa</u>			
TPM 18404 Cedar Ln @ Dillon Work orders 2273075, 2273076	<u>5,444</u>	<u>66</u>	<u>5,510</u>
	5,444	66	5,510

RULE 20C
SAN DIEGO GAS & ELECTRIC COMPANY
REPORT ON CONVERSIONS OF OVERHEAD TO UNDERGROUND
ELECTRIC DISTRIBUTION FACILITIES

<u>Description and Location</u>	<u>Distribution of Allocation Costs</u>		
	<u>City/County Total Costs</u>		
	<u>Utility</u>	<u>Other</u>	<u>Total</u>
<u>City of Lemon Grove</u>			
Express Oil & Gas 7081 Broadway Work orders 2379250, 2379255	<u>19,951</u>	<u>296</u>	<u>20,247</u>
	19,951	296	20,247
<u>City of Oceanside</u>			
Pacific Centre Ind. Park North Ave & VS Pacific Dr. Work orders 2304455 2304458 2304459	32,568	2,358	34,926
Bella Oceana 817 S. Cleveland St Work orders 2333090	1,854	266	2,120
Tri-City Hosp 4002 W. Vista Wy Work orders 2331210, 2331211	22,277	675	22,952
Colonies of Oceanside Leon St @ N River Rd Work orders 2289960, 2289965	44,535	3,043	47,578
Palvan Petroleum 575 Airport Road Work orders 2353000, 2353005	48,932	5,687	54,619
David Zimmeroff 1006 Myers St Work orders 2283080, 2283085	<u>34,335</u>	<u>2,464</u>	<u>36,799</u>
	184,501	14,493	198,994
<u>City of Poway</u>			
Grace Trinity Church Cynthia Ln E/O Midland Rd Work orders 2374030, 2374031	13,642	296	13,938
TM 86-04 Janette Lane Work orders 2324640, 2324641	3,371	976	4,347

RULE 20C
SAN DIEGO GAS & ELECTRIC COMPANY
REPORT ON CONVERSIONS OF OVERHEAD TO UNDERGROUND
ELECTRIC DISTRIBUTION FACILITIES

<u>Description and Location</u>	<u>Distribution of Allocation Costs</u>		
	<u>Utility</u>	<u>Other</u>	<u>Total</u>
<u>City of Poway cont'd</u>			
Poway TR 87-07 Garden Road Work orders 2291890, 2291891	37,200	14,587	51,787
Gem Court Develop 133324 Gem Court Work orders 2340180, 2340185	8,573	132	8,705
St. Bartholomew's 16275 Pomerado Rd Work orders 2374360, 2374361	4,854	83	4,937
Maria Navarro 13135 Clair Dr Work orders 2342800, 2342801	33,019	3,791	36,810
Stone Canyon Court Ston Canyon Rd Work orders 2327570, 2327575	<u>26,788</u>	<u>536</u>	<u>27,324</u>
	127,447	20,401	147,848
<u>City of San Marcos</u>			
Arco Mini Mart E/S McMahr S/O San Marcos Work orders 2379661, 2379662	75,162	10,220	85,382
SM TR 331 Mulberry Acres Mulberry Dr S/O Cox Rd Work orders 2343600, 2343606	9,016	5,856	14,872
So Santa Fe Indus. Park So Santa Fe @ Bosstick Bl Work orders 2358530, 2358535	43,697	10,015	53,712
Durant/Malkewicz 320 & 340 Attebury Dr Work orders 2293720, 2293721	<u>6,522</u>	<u>121</u>	<u>6,643</u>
	134,397	26,212	160,609

RULE 20C
 SAN DIEGO GAS & ELECTRIC COMPANY
 REPORT ON CONVERSIONS OF OVERHEAD TO UNDERGROUND
 ELECTRIC DISTRIBUTION FACILITIES

<u>Description and Location</u>	<u>Distribution of Allocation Costs</u>		
	<u>City/County Total Costs</u>		
	<u>Utility</u>	<u>Other</u>	<u>Total</u>
<u>City of San Clemente</u>			
Quality Suite Hotel Av Magdalena @ El Cm Real Work orders 2265390, 2265395	<u>38,354</u>	<u>15,940</u>	<u>54,294</u>
	38,354	15,940	54,294
<u>City of San Juan Capistrano</u>			
Dana Point Village Condos Av Serra @ CM Capistrano Work orders 2345350, 2345355	26,648	1,509	28,157
Franciscan Plaza S/O Verdugo W/O CM Capistrano Work orders 2202470 2202475	<u>46,646</u>	<u>2,669</u>	<u>49,315</u>
	73,294	4,178	77,472
<u>City of Santee</u>			
Prospect Plaza Magnolia AV S/O Prospect Work orders 2284340, 2284341	<u>165,268</u>	<u>9,516</u>	<u>174,784</u>
	165,268	9,516	174,784
<u>City of Solana Beach</u>			
City of Solana Beach Fire Dept 102 N Nardo Ave Work orders 2356310, 2356315	3,623	374	3,997
Skybluff Sierra Ave @ Linda Mar Work orders 2282230, 2282235	38,054	1,614	39,668
Casa Blanca Hotel 717 Hwy 101 Work orders 2302770, 2302775	40,298	1,374	41,672
Ester Brock 1046 Highland Dr Work orders 2360572, 2360573	6,941	1,199	8,140

RULE 20C
SAN DIEGO GAS & ELECTRIC COMPANY
REPORT ON CONVERSIONS OF OVERHEAD TO UNDERGROUND
ELECTRIC DISTRIBUTION FACILITIES

<u>Description and Location</u>	<u>Distribution of Allocation Costs</u>		
	<u>City/County Total Costs</u>		
	<u>Utility</u>	<u>Other</u>	<u>Total</u>
<u>City of Solana Beach cont'd</u>			
Rios Ridge 123 Rios Ave Work orders 2341570, 2341571	1,819	0	1,819
	90,735	4,561	95,296
<u>City of Vista</u>			
Beaumont Ct Beaumont Dr @ Zada Ln Work orders 2340830, 2340831	22,488	463	22,951
Beaumont Drive Lot Split Beaumont Drive Work orders 2347550, 2347751	13,816	1,037	14,853
Nevada St. Apts 216 Nevada Ave Work orders 2336450, 2336451	10,470	2,245	12,715
Multitech Properties Grapevine & Jonathan Pl Work orders 2334701, 2334702	11,888	511	12,399
Waterview Business Park Linda Vista & Poinsettia Work orders 2309700, 2309701	12,613	237	12,850
Vista TR 86-17 Eucalyptus Ave E/O Beaumont Work orders 2219050, 2219055	27,192	764	27,956
Sunset Sycamore Ph 3 Sycamore Ave S/O Hibiscus Work orders 2292790, 2292795	21,564	2,343	23,907
Highway Inn W Vista Wy W/O Melrose Dr Work orders 2322070, 2322075	109,306	18,398	127,704
North Ave Indus Complex North Ave & Lee Dr Work orders 2331900, 2331901	29,912	3,617	33,529

RULE 20C
 SAN DIEGO GAS & ELECTRIC COMPANY
 REPORT ON CONVERSIONS OF OVERHEAD TO UNDERGROUND
 ELECTRIC DISTRIBUTION FACILITIES

<u>Description and Location</u>	<u>Distribution of Allocation Costs</u>		
	<u>City/County Total Costs</u>		
	<u>Utility</u>	<u>Other</u>	<u>Total</u>
<u>City of Vista cont'd</u>			
Vista Point 68732 Melrose Way & Marsopa Dr Work orders 2289550, 2289551	12,899	1,229	14,128
Waldenmayer Subdiv San Clemente Ave E/O Foothill Work orders 2314050, 2314055	<u>2,805</u>	<u>1,026</u>	<u>3,831</u>
	274,953	31,870	306,823
<u>City of San Diego</u>			
Coast Savings & Loan 1740 Rosecrans St Work orders 2313191, 2313192	14,467	318	14,785
Front Street Hotel 1646 Front St Work orders 2289370, 2289375	36,609	4,852	41,461
Pearson Ford 4300 Blk El Cajon Blvd Work orders 2289380, 2289385	42,381	12,149	54,530
Parkview Parkview Dr W/O Thunderbird Work orders 2336062, 2336065	15,195	4,335	19,530
MAH Subdiv. Torrey Hills Lane Work orders 2326940, 2326941	9,334	2,829	12,163
University Square University Ave 58th to 60th Work orders 2289714, 2289716	<u>21,816</u>	<u>4,782</u>	<u>26,598</u>
	139,802	29,265	169,067

RULE 20C
 SAN DIEGO GAS & ELECTRIC COMPANY
 REPORT ON CONVERSIONS OF OVERHEAD TO UNDERGROUND
 ELECTRIC DISTRIBUTION FACILITIES

<u>Description and Location</u>	<u>Distribution of Allocation Costs</u>		
	<u>Utility</u>	<u>Other</u>	<u>Total</u>
<u>County of San Diego</u>			
Tract 4612 Alpine Bl S/O Bay Meadows Dr, AP Work orders 2336030, 2336035	1,996	208	2,204
Silverthorn Duplexes Arnold Way E/O Tavern Rd, AP Work orders 2334530, 2334535	35,272	1,801	37,073
San Diego Co Tr 4820 Fallbrook St W/O Debby St, FB Work orders 2360561, 2360562	22,120	1,054	23,174
San Diego Co Tr 4452 Dougherty St & De Luz Rd, FB Work orders 2332060, 2332061	23,253	663	23,916
San Diego Tr 4676 Brooke Rd N/O Winterhaven, FB Work orders 2282360, 2282365	34,818	1,371	36,189
TPM 18944 Don Shanahan McDonald Rd N/ Palomino, FB Work orders 2334830, 2334831	30,768	1,031	31,799
San Diego Tr 4510 Sea Larke Dr W/O Calavo Rd, FB Work orders 2254150, 2254155	1,029	0	1,029
San Diego TR 4639 Lakeview Rd N/O Julian, LK Work orders 2382171	865	2,646	3,511
Bonita Bluffs Paradise Vly Rd W/O Swtr, SV Work orders 2335800, 2335801	5,170	0	5,170
Sanford Place Sanford Dr, SV Work orders 2301750, 2301751	2,520	614	3,134
Lawrence Bame 13746 El Camino Real, RSF Work orders 2333780, 2333781	8,284	871	9,155

RULE 20C
SAN DIEGO GAS & ELECTRIC COMPANY
REPORT ON CONVERSIONS OF OVERHEAD TO UNDERGROUND
ELECTRIC DISTRIBUTION FACILITIES

<u>Description and Location</u>	<u>Distribution of Allocation Costs</u>		
	<u>City/County Total Costs</u>		
	<u>Utility</u>	<u>Other</u>	<u>Total</u>
<u>County of San Diego cont'd</u>			
Richard Cherry 15326 Circo Diegueno, RSF Work orders 2318680, 2318685	7,364	964	8,328
Gordon MacDonald Ranchito Alegre, RSF Work orders 2337200, 2337205	42,577	10,486	53,063
David Shelkey 6330 Rho Diegueno, RSF Work orders 2330790, 2330791	11,311	296	11,607
Roger Joseph Los Morros, RSF Work orders 2341520, 2341521	7,273	151	7,424
Decaro Conv. Calzada Del Bosque, RSF Work orders 2317355, 2317356	50,366	3,701	54,067
Vincent Zimmerer 13312 Ricks Ranch Rd, VC Work orders 2356941	<u>4,900</u>	<u>167</u>	<u>5,067</u>
	289,886	26,024	315,910
=====			
TOTALS: 20C	1,786,659	201,040	1,987,699
=====			



San Diego Gas & Electric

8316 CENTURY PARK COURT • SAN DIEGO, CA 92123-1582 • 619/696-2000
P. O. Box 1831 San Diego, CA 92112 619/696-2000

FILE NO.
File No:

PUG 100
CASE 8209

March 30, 1993

Public Utilities Commission
State of California
505 Van Ness Avenue
San Francisco, California 94102

Attention: Mr. Neal Shulman, Executive Director

Gentlemen:

In accordance with Ordering Paragraph 7 of Decision 73078 in Case 8209, San Diego Gas and Electric Company is submitting herewith a full report on conversion work completed during the year 1992 including a list and description of each project. You will find the report broken into categories of Rule 20A, 20B and 20C.

The overall status of our Rule 20A conversion program in our service territory as of December 31, 1992, and a list of definitions, in accordance with the format requested by the California Public Utilities Commission, is contained in the attached information.

Sincerely,

SAN DIEGO GAS AND ELECTRIC COMPANY

Joseph R. Kloberdanz, Manager
Regulatory Affairs Department

/lc
Attachment

cc: G. D. Cotton
R. K. Fuller
P. J. Zellers
E. E. McElroy
D. M. Long -CPUC
F. Crua - CPUC
Pacific Gas & Electric
Southern California Edison
Pacific Bell

REPORT OF RULE 20A CONVERSIONS

UTILITY: SAN DIEGO GAS AND ELECTRIC COMPANY

YEAR ENDING: 1992

ALLOCATIONS FOR CONVERSIONS

1.	Total Allocations (1968-1991)		<u>244,224,481</u>
2.	Report Year's Allocation (1992)	<u>28,569,543</u>	
3.	Total Allocations Through Report Year (1968-1992) (1 + 2)		<u>272,794,024</u>

EXPENDITURES FOR CONVERSIONS

4.	Total Expended for Completed Conversions (1968-1991) (from 1991 report)	<u>169,100,661</u> *	
5.	Total Report Year Expended for Completed Conversions (1992)	<u>11,175,920</u>	
6.	Total Expended for Completed Conversions Through Report Year (1968-1991) (4 + 5)		<u>180,276,581</u>
7.	Total Expended on Conversions Not Completed by Report Year-End (1992)	<u>15,772,277</u>	
8.	Total Expended (6 + 7)		<u>196,048,858</u>

TOTAL UNEXPENDED FUNDS (3-8)

9.	If Expenditures are Greater Than Allocations		<u>-0-</u>
10.	If Allocations are Greater Than Expenditures (One of the above (9or10) will always be -0-)		<u>77,539,976</u>

FUNDS COMMITTED

11.	Total Funds Authorized to Complete Partially Completed Jobs shown on Line 7	<u>20,940,456</u>	
12.	Funds for Jobs Not Under Construction where U.G. Districts have been formed under enabling legislation	<u>29,827,786</u>	
13.	Total Committed (11 + 12)		<u>50,768,242</u>

ADDITIONAL FUNDS COMMITTED

14.	Funds Required for Identified Projects Under Study by Active U.G. Communities as of Report Year Ending (Projected through 1993)	<u>7,376,700</u>	
-----	---	------------------	--

MEMO INFORMATION

15.	Advance for Specific Communities Beyond Current Allocations		<u>854,677</u>
16.	Reserve Funds Held for Specific Communities for Which No Specific Current Projects are Under Study as of Report Year-End.		<u>3,259,121</u>
17.	Expenditures to Case 9365 (Transmission Dollars which are included in the Total Cost above in Line 8)		<u>-0-</u>

* Corrections to total

RULE 20A DEFINITIONS

1. Total Rule 20A funds committed by the Utility. This amount is equal to the Company's total allocation from the year of inception to prior report year.
2. This amount is the Company total for the report year Rule 20A allocation.
3. Total of line 1 plus line 2 which is the base for this year's report.
4. Total expended for completed conversion jobs from inception through prior report year.
5. Total expended for completed conversion jobs for the report year.
6. Total of line 4 plus line 5.
7. Total expended for conversion jobs not yet completed through report year.
8. Total of line 6 plus line 7.
9. Expenditures that are greater than allocations:
Line 8 minus line 3 = overexpended funds.
10. Expenditures that are less than allocations:
Line 3 minus line 8 = unexpended funds.
11. Total funds authorized to complete the conversion jobs reported in item line 7.
12. Funds committed for conversion jobs where the Underground District has been established under enabling legislation.
13. Total of line 11 plus line 12.
14. Additional funds committed for specific identified jobs under study by active U.G. communities as of report year ending.
15. The total sum for specific aggressive communities that have expended and committed funds that exceed their report year allocation.
16. The total sum for specific communities that have not expended or committed funds equal to their report year allocation.
17. Expenditures to Case 9365 (Transmission dollars which are included in line 8 above.)

TOTAL SUMMARY
SAN DIEGO GAS & ELECTRIC COMPANY
REPORT ON CONVERSIONS OF OVERHEAD TO UNDERGROUND
ELECTRIC DISTRIBUTION FACILITIES
YEAR 1992

<u>Rule</u>	<u>Location</u>	<u>Distribution of Costs</u>
20A	City of Carlsbad	703,309
	City of Chula Vista	190,731
	City of Dana Point	992,131
	City of El Cajon	1,335,726
	City of Escondido	962,621
	City of La Mesa	231,484
	City of Oceanside	294,840
	City of Poway	819,675
	City of San Clemente	1,212,272
	County of San Diego	1,580,211
	City of San Diego	2,852,920
		=====
	20A Totals:	\$11,175,920
		=====

TOTAL SUMMARY
 SAN DIEGO GAS & ELECTRIC COMPANY
 REPORT ON CONVERSIONS OF OVERHEAD TO UNDERGROUND
 ELECTRIC DISTRIBUTION FACILITIES
 YEAR 1992

<u>RULE</u>	<u>LOCATION</u>	<u>DISTRIBUTION OF COSTS</u>		
		<u>Utility</u>	<u>Other</u>	<u>Total</u>
20B	City of Chula Vista	187,980	177,087	365,067
	City of Del Mar	162,798	23,116	185,914
	City of El Cajon	279,467	59,461	338,928
	City of Escondido	8,098	10,358	18,456
	City of San Marcos	942,323	423,432	1,365,755
	City of Santee	139,731	92,795	232,526
	City of Oceanside	96,123	111,643	207,766
	City of Solana Beach	81,722	41,429	123,151
	City of Vista	71,013	43,529	114,542
	City of San Diego	387,333	114,265	501,598
	County of San Diego	526,722	448,174	974,896

=====
 20B Totals: 2,883,310 1,545,289 4,428,599
 =====

20C	City of Carlsbad	44,083	1,539	45,622
	City of Chula Vista	2,423	0	2,423
	City of El Cajon	17,611	535	18,146
	City of Escondido	23,562	1,973	25,535
	City of Oceanside	79,187	1,440	80,627
	City of San Marcos	59,621	1,566	61,187
	City of Santee	180,265	2,740	183,005
	City of Vista	190,762	10,033	200,795
	City of San Diego	151,304	2,906	154,210
	County of San Diego	220,600	19,934	240,534

=====
 20C Totals: 969,418 42,666 1,012,084
 =====

RULE 20A
 SAN DIEGO GAS & ELECTRIC COMPANY
 REPORT ON CONVERSIONS OF OVERHEAD TO UNDERGROUND
 ELECTRIC DISTRIBUTION FACILITIES

Description and Location

Distribution of Allocation Costs

City/County Total Costs

City of Carlsbad

Carlsbad Boulevard
 Carlsbad Blvd S/O Cannon Road
 Work orders 2321790, 2321795
 2321792, 2321796 703,309

City of Chula Vista

Main Street
 I-5 to Industrial
 Work orders 2392250, 2392251
 2392252, 2392254 190,731
 2392255

City of Dana Point

Del Obispo
 Del Obispo bet PacCoast Hwy & Stone Hill
 Work orders 2392490, 2392491
 2392495, 2392496 992,131

City of El Cajon

E. Main Street
 Second to I-8
 Work orders 2358221, 2358222
 2358223, 2358224 1,335,726
 2358225, 2358227, 2358228

City of Escondido

Focus Blocks II
 Alley S/O Grand Ave, Juniper to Esc Blvd
 Work orders 2352400, 2352405
 2352406, 2352407, 2352409 522,772

Midway Drive
 Midway N/O Valley Pkwy
 Work orders 2428740, 2428741
 2428742, 2428743, 2428744 148,728

RULE 20A
 SAN DIEGO GAS & ELECTRIC COMPANY
 REPORT ON CONVERSIONS OF OVERHEAD TO UNDERGROUND
 ELECTRIC DISTRIBUTION FACILITIES

Description and Location

Distribution of Allocation Costs

City/County Total Costs

City of Escondido cont'd)

Washington Avenue
 Washington Avenue E/O Broadway
 Work orders 2410380, 2410381
 2410382, 2410383

255,945

9th Avenue
 9th Ave @ Vine Street
 Work orders 2396540, 2396541

35,176

962,621

City of La Mesa

Fletcher Pkwy
 north & south of Dallas
 Work orders 2358260, 2358261

231,484

City of Oceanside

Wisconsin Avenue
 Wisconsin Ave E/O Pacific St
 Work orders 2308660, 2308662

294,840

City of Poway

Garden Road
 Poway Rd to Acton
 Work orders 2389340, 2389341

605,966

Midland Road
 Midland Rd S/O Aubrey
 Work orders 2391960, 2391961
 2391962, 2391963, 2391964

213,709

819,675

City of San Clemente

Av De La Estrella
 Av De La Estrella bet Palizada
 Work orders 2406441, 2406445
 2406455, 2406456, 2406457, 2406465
 2406466, 2406468, 2406469

1,212,272

RULE 20A
 SAN DIEGO GAS & ELECTRIC COMPANY
 REPORT ON CONVERSIONS OF OVERHEAD TO UNDERGROUND
 ELECTRIC DISTRIBUTION FACILITIES

Description and Location

Distribution of Allocation Costs

City/County Total Costs

County of San Diego

La Granada
 La Granada E/O Mimosa RSF
 Work orders 2357720, 2357722,

1,108,665

Felicita Park
 Felicita Ave @ Park Dr.
 Work orders 2394260, 2394261

471,546

1,580,211

City of San Diego

El Cajon Blvd
 El Cajon bet I-805 & 39th
 Work orders 2291970, 2291971

926,608

Marina I Block
 Pacific Hwy S/O Broadway
 Work orders 2290850, 2290859,
 2379210

460,197

San Ysidro Blvd Ph 3
 Averil Rd to Smythe @ Sunset
 Work orders 2128450, 2128451
 2128452, 2128455, 2128456,
 2128457, 2128458

464,591

Logan Ave Ph 1
 Euclid to 47th
 Work orders 2213220, 2213221
 2213222, 2213223, 2213225

423,948

Balboa Ave
 Balboa Ave I-5 to Clairemont
 Work orders 2422700, 2422701
 2422702, 2422703, 2422704

577,576

2,852,920

20A TOTALS

11,175,920

=====

RULE 20B
 SAN DIEGO GAS & ELECTRIC COMPANY
 REPORT ON CONVERSIONS OF OVERHEAD TO UNDERGROUND
 ELECTRIC DISTRIBUTION FACILITIES

<u>Description and Location</u>	<u>Distribution of Allocation Costs</u>		
	<u>City/County Total Costs</u>		
	<u>Utility</u>	<u>Other</u>	<u>Total</u>
<u>City of Chula Vista</u>			
South Bay Boat Yard End of G Street Work orders 2355162, 2355164	25,281	20,644	45,925
Otay Lakes Road Widening Otay Lakes Rd @ Rutgers Work orders 2232310, 2232311, 2232315	58,783	84,868	143,651
CV TR 88-9 12Kv Cutover N/W Corner of C & Del Mar Ave Work orders 2286400, 2286405	42,049	2,691	44,740
Telegraph Canyon Road Telegraph Canyon/Ladera & Apache Work orders 2263210, 2263211 2263213	<u>61,867</u>	<u>68,884</u>	<u>130,751</u>
	187,980	177,087	365,067
<u>City of Del Mar</u>			
Stratford Way Stratford Way & Luneta Dr Work orders 2334902, 2334907	<u>162,798</u>	<u>23,116</u>	<u>185,914</u>
	162,798	23,116	185,914
<u>City of El Cajon</u>			
LDS Church East El Cajon Granite Hills Dr & Dehesa Rd Work orders 2378510, 2378512	93,529	30,881	124,410
Rathmoor Acres Rathmoor St S/O Coldstream Dr. Work orders 2399612, 2399613	6,730	9,527	16,257
Tract 3564-2 Ph 1-2-3 Hawley Rd Work orders 2308244, 2308245 2308246, 2308247	<u>179,208</u>	<u>19,053</u>	<u>198,261</u>
	279,467	59,461	338,928

RULE 20B
 SAN DIEGO GAS & ELECTRIC COMPANY
 REPORT ON CONVERSIONS OF OVERHEAD TO UNDERGROUND
 ELECTRIC DISTRIBUTION FACILITIES

<u>Description and Location</u>	<u>Distribution of Allocation Costs</u>		
	<u>City/County Total Costs</u>		
	<u>Utility</u>	<u>Other</u>	<u>Total</u>
<u>City of Escondido</u>			
Escondido Tract 693 S/O W.Vly Pky E/O I-15 Work orders 2342321, 2342322	<u>8,098</u>	<u>10,358</u>	<u>18,456</u>
	8,098	10,358	18,456
<u>City of San Marcos</u>			
SM Tr 343 Knob Hill & Nordahl Rd Work orders 2373251, 2373256	98,677	41,034	139,711
Twin Oaks Vly Rd Twin Oaks Vly Rd/Barham Dr. Work orders 2378390, 2378392 2378393, 2378394	526,495	214,847	741,342
Las Posas Rd Las Posas Rd N/O San Marcos Blvd Work orders 2321730, 2321735	<u>317,151</u>	<u>167,551</u>	<u>484,702</u>
	942,323	423,432	1,365,755
<u>City of Santee</u>			
Willow Pond Cuyamaca St N/O Mission Gorge Work orders 2099480, 2099485	123,438	92,683	216,121
Santee Tr 89-01 Conejo Rd N/O Jonbell Pl Work orders 2357250, 2357251	<u>16,293</u>	<u>112</u>	<u>16,405</u>
	139,731	92,795	232,526

RULE 20B
 SAN DIEGO GAS & ELECTRIC COMPANY
 REPORT ON CONVERSIONS OF OVERHEAD TO UNDERGROUND
 ELECTRIC DISTRIBUTION FACILITIES

<u>Description and Location</u>	<u>Distribution of Allocation Costs</u>		
	<u>City/County Total Costs</u>		
	<u>Utility</u>	<u>Other</u>	<u>Total</u>
<u>City of Oceanside</u>			
Mission Square 1060 Mission Avenue Work orders 2309780, 2309781	56,906	82,949	139,855
El Camino Real El Camino Real S/O Oceanside Blvd Work orders 2332124	<u>39,217</u>	<u>28,694</u>	<u>67,911</u>
	96,123	111,643	207,766
<u>City of Solana Beach</u>			
Solana Beachwalk Highway 101 Work orders 2365950, 2365951	<u>81,722</u>	<u>41,429</u>	<u>123,151</u>
	81,722	41,429	123,151
<u>City of Vista</u>			
Vista Tr 89-19 Westwood Rd & Cedar Rd Work orders 2344690, 2344691	18,091	8,671	26,762
Family Fun Center Durian Way & W Vista Way Work orders 2397360, 2397361	<u>52,922</u>	<u>34,858</u>	<u>87,780</u>
	71,013	43,529	114,542

RULE 20B
 SAN DIEGO GAS & ELECTRIC COMPANY
 REPORT ON CONVERSIONS OF OVERHEAD TO UNDERGROUND
 ELECTRIC DISTRIBUTION FACILITIES

<u>Description and Location</u>	<u>Distribution of Allocation Costs</u>		
	<u>City/County Total Costs</u>		
	<u>Utility</u>	<u>Other</u>	<u>Total</u>
<u>City of San Diego</u>			
Sharp Memorial Hospital Frost St E/O Health Center Dr Work orders 2367510, 2367511 2367512	152,083	35,068	187,151
Otay La Media Business Center Otay Mesa Rd at La Media Rd Work orders 2297500, 2297505	132,576	46,194	178,770
Children's Hospital Frost St W/O Berger Ave Work orders 2289440, 2289445 2289446	<u>102,674</u>	<u>33,003</u>	<u>135,677</u>
	387,333	114,265	501,598
<u>County of San Diego</u>			
Poway Tract 87-10 13716 Midland Rd Work orders 2291930, 2291931	57,353	59,872	117,225
Tract 4814 Cole Grade Rd S/O Margarita LN Work orders 2372590, 2372591	41,983	11,154	53,137
Lakeside Business Park 12212 Industry Road Work orders 2376340, 2376342	73,653	13,132	86,785
Tract 4624 Rocky Knolls Pinkard Ln N/O Old Hwy 80 LK Work orders 2289861, 2289862	29,841	22,246	52,087

RULE 20B
 SAN DIEGO GAS & ELECTRIC COMPANY
 REPORT ON CONVERSIONS OF OVERHEAD TO UNDERGROUND
 ELECTRIC DISTRIBUTION FACILITIES

<u>Description and Location</u>	<u>Distribution of Allocation Costs</u>		
	<u>City/County Total Costs</u>		
	<u>Utility</u>	<u>Other</u>	<u>Total</u>
<u>County of San Diego cont'd</u>			
TPM 4714			
Sunny Crest N/O Winter Haven Rd FB			
Work orders 2293910, 2293911	95,405	54,334	149,739
Mt Woodson Ranch PH II			
Archie Moore Rd & Hwy 67, RA			
Work orders 2307730, 2307731	128,679	69,215	197,894
Tract 4577-1 PH I			
Jamul Dr E/O Cottonwood Spgs Rd JA			
Work orders 2326092, 2326093	60,282	208,454	268,736
SD County TR 4723-1			
S Grade Rd East S/O Alpine Blvd, AP			
Work orders 2340190, 2340195	<u>39,526</u>	<u>9,767</u>	<u>49,293</u>
	526,722	448,174	974,896
=====			
TOTALS: 20B	2,883,310	1,545,289	4,428,599
=====			

RULE 20C
 SAN DIEGO GAS & ELECTRIC COMPANY
 REPORT ON CONVERSIONS OF OVERHEAD TO UNDERGROUND
 ELECTRIC DISTRIBUTION FACILITIES

<u>Description and Location</u>	<u>Distribution of Allocation Costs</u>		
	<u>City/County Total Costs</u>		
	<u>Utility</u>	<u>Other</u>	<u>Total</u>
<u>City of Carlsbad</u>			
TM MS 802 5016 Carlsbad Blvd Work orders 2408630, 2408631	34,481	910	35,391
Hillcrest Wintergreen Dr & Hosp Way Work orders 2339981 2339984	<u>9,602</u>	<u>629</u>	<u>10,231</u>
	44,083	1,539	45,622
<u>City of Chula Vista</u>			
Llamas Duplexes 219 Date St Work orders 2396320, 2396325	<u>2,423</u>	<u>0</u>	<u>2,423</u>
	2,423	0	2,423
<u>City of El Cajon</u>			
Mollison Park Townhouses Mollison N/O Chase Ave Work orders 2345870, 2345875	<u>17,611</u>	<u>535</u>	<u>18,146</u>
	17,611	535	18,146
<u>City of Escondido</u>			
Escondido TR 707R Farr Av W/O Ash St Work orders 2304352, 2304353	16,401	1,790	18,191
Escondido TR 683 Bougher Rd N/O El Norte PKwy Work orders 2322660, 2342570	<u>7,161</u>	<u>183</u>	<u>7,344</u>
	23,562	1,973	25,535

RULE 20C
 SAN DIEGO GAS & ELECTRIC COMPANY
 REPORT ON CONVERSIONS OF OVERHEAD TO UNDERGROUND
 ELECTRIC DISTRIBUTION FACILITIES

<u>Description and Location</u>	<u>Distribution of Allocation Costs</u>		
	<u>City/County Total Costs</u>		
	<u>Utility</u>	<u>Other</u>	<u>Total</u>
<u>City of Oceanside</u>			
Straub Apts Cleveland St S/O Wisconsin Work orders 2404070, 2404071	19,067	722	19,789
Mission Plaza De San Luis Rey Douglas Dr @ San Luis Rey Rd Work orders 2331571, 2331576	<u>60,120</u>	<u>718</u>	<u>60,838</u>
	79,187	1,440	80,627
<u>City of San Marcos</u>			
Factory Outlet Center 1050 Los Vallecitos Rd Work orders 2437100, 2437101	22,985	96	23,081
San Marcos Gateway Plaza Rho Santa Fe @ San Marcos Blvd Work orders 2398330	26,905	340	27,245
Southern Contracting 559 N. Twin Oaks Vly Rd Work orders 2364740, 2364745	<u>9,731</u>	<u>1,130</u>	<u>10,861</u>
	59,621	1,566	61,187

RULE 20C
 SAN DIEGO GAS & ELECTRIC COMPANY
 REPORT ON CONVERSIONS OF OVERHEAD TO UNDERGROUND
 ELECTRIC DISTRIBUTION FACILITIES

<u>Description and Location</u>	<u>Distribution of Allocation Costs</u>		
	<u>City/County Total Costs</u>		
	<u>Utility</u>	<u>Other</u>	<u>Total</u>
<u>City of Santee</u>			
Tract 88-10 Mast Bl & Conejo Pl Work orders 2325670, 2325671	139,596	2,562	142,158
Mast Blvd Extension Access Rd West of Fanita Blvd Work orders 2399173, 2399175	<u>40,669</u>	<u>178</u>	<u>40,847</u>
	180,265	2,740	183,005
<u>City of Vista</u>			
Vista TR 89-04 Pomelo Dr & Pomelo Way Work orders 2353460, 2353461	25,398	233	25,631
Vista Tract 90-080-90-095 Rancho Vista @ Pina Ln Work orders 2402590, 2402591	32,464	3,885	36,349
Bob Moore 305 W Los Angeles Dr. Work orders 2361130, 2361135	32,643	729	33,372
Church of Latter Saints 451 W Bobier Dr Work orders 2381266, 2381267	4,300	244	4,544
Mac McClelland 565 Bobier Drive Work orders 2410290, 2410295	5,114	0	5,114
Century Const Co Escondido Ave E/O S. Melrose Dr Work orders 2324350, 2324351	5,809	294	6,103
T.P.M. Mallin Hill Dr N/O Lawana St Work orders 2325380, 2325381	21,695	887	22,582

RULE 20C
 SAN DIEGO GAS & ELECTRIC COMPANY
 REPORT ON CONVERSIONS OF OVERHEAD TO UNDERGROUND
 ELECTRIC DISTRIBUTION FACILITIES

<u>Description and Location</u>	<u>Distribution of Allocation Costs</u>		
	<u>City/County Total Costs</u>		
	<u>Utility</u>	<u>Other</u>	<u>Total</u>
<u>City of Vista cont'd</u>			
VS TR 86-18 & 86-19 52455 Vista Grande N/O Warmlands Work orders 2269246, 2269247	46,797	3,706	50,503
California Villas Knoll Rd W/O Plymouth Dr Work orders 2364770, 2364771	<u>16,542</u>	<u>55</u>	<u>16,597</u>
	190,762	10,033	200,795
<u>City of San Diego</u>			
E Clairemont Athletic Area Mt Acadia S/O Mt Abby Bl Work orders 2418190, 2418191	10,752	0	10,752
La Jolla Promenade 5726 La Jolla Bl Work orders 2372091, 2372092	43,194	1,143	44,337
Centerpointe Greenwood St E/O Hancock St Work orders 2307250, 23072518	80,844	1,247	82,091
San Ysidro Parking Lot 4751 A Camiones Wy Work orders 2378180, 2378181	<u>16,514</u>	<u>516</u>	<u>17,030</u>
	151,304	2,906	154,210

RULE 20C
SAN DIEGO GAS & ELECTRIC COMPANY
REPORT ON CONVERSIONS OF OVERHEAD TO UNDERGROUND
ELECTRIC DISTRIBUTION FACILITIES

<u>Description and Location</u>	<u>Distribution of Allocation Costs</u>		
	<u>City/County Total Costs</u>		
	<u>Utility</u>	<u>Other</u>	<u>Total</u>
<u>County of San Diego</u>			
County of SD TR 4765-1 El Cm Real @ Los Morres RSF Work orders 2403070, 2403071	71,413	616	72,029
Crestview Estates E/O Morrei Rd W/O Mcolno, FB Work orders 2317710, 2317712 2317715	41,510	9,818	51,328
Dee Dee Kirsch 2517 Newport Ave. CD Work orders 2336523, 2336524	5,574	631	6,205
TM 19012 Sunset Rd @ Taia Ln, LK Work orders 2317516, 2317517	6,949	1,717	8,666
Pala Mesa Oaks Ticolote Dr & Pala Mesa Oaks Dr FB Work orders 2337190	3,149	1,185	4,334
County SD Tr 4779-1 Tyler Rd & Tyler Ct, VC Work orders 2396310, 2396311	4,115	149	4,264
San Diego TR 4743 16th St E/O Gam Ln, RA Work orders 2372820, 2372821	17,117	368	17,485
County SD Tr 4305-1 Tim St @ La Cresta Wy, BO Work orders 2304730, 2304731	5,882	2,344	8,226
Rancho Alegre 5422 El Cm De Norte RSF Work orders 2352800, 2352801	39,588	517	40,105
Evergreen Evergreen Ln W/O Espola Rd PW Work orders 2377240, 2377241	21,398	2,255	23,653

RULE 20C
 SAN DIEGO GAS & ELECTRIC COMPANY
 REPORT ON CONVERSIONS OF OVERHEAD TO UNDERGROUND
 ELECTRIC DISTRIBUTION FACILITIES

<u>Description and Location</u>	<u>Distribution of Allocation Costs</u>		
	<u>City/County Total Costs</u>		
	<u>Utility</u>	<u>Other</u>	<u>Total</u>
 <u>County of San Diego cont'd</u>			
Borrego Springs Develop			
951 Rango Way. BR			
Work orders 2367631, 2367633	<u>3,905</u>	<u>334</u>	<u>4,239</u>
	220,600	19,934	240,534
 =====			
TOTALS: 20C	969,418	42,666	1,012,084
 =====			

RECEIVED

FEB 01 1993

Electric
System Design

P 2



San Diego Gas & Electric

P.O. BOX 1831 • SAN DIEGO, CA 92112-4150 • 619/696-4581

January 28, 1993

GARY D. COTTON
SENIOR VICE PRESIDENT
CUSTOMER SERVICES

FILE NO.

Mr. Neal Shulman
Executive Director
Public Utilities Commission
State of California
505 Van Ness Avenue
San Francisco, CA 94102

RE: 1993 Allocation for Underground Conversions

Dear Mr. Shulman:

In accordance with Ordering Paragraphs 1 and 2 of Decision 90-05-032 in Case 8209, San Diego Gas & Electric Company (SDG&E), in compliance with City of San Diego Ordinance 1046 and Chula Vista Ordinance 1427, seeks authorization to allocate 31,222,035 in calendar year 1993 for undergrounding existing overhead electric facilities within its service territory.

Pursuant to Section 9(d) (Appendix A) of the franchise agreement, the City of San Diego has agreed to waive the requirements set forth in Section 9(b) of the franchise ordinance and calculate allocations based on a five (5) year agreement approved in 1984.

This agreement, which has been extended through 1994, conforms with the City of San Diego's projected conversion program. The amounts allocated for the next two (2) years for the City of San Diego are:

1993	\$15,000,000
1994	\$16,250,000

The City of Chula Vista has agreed to calculate allocations based on a ten (10) year agreement approved in 1986. The amounts for the next two (2) years of this agreement are:

1993	\$1,535,005
1994	\$1,679,129

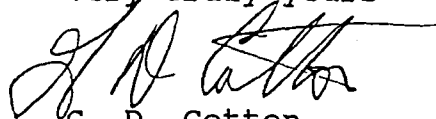
In compliance with ordering paragraphs 1 and 2 of D.90-05-032 in Case 8209, SDG&E has allocated conversion funds in the same ratio as the overhead meters of each city or county bears to the total system overhead meters. For definition, SDG&E has determined that any customer served from an overhead meter source would be considered an overhead metered customer. For the cities of Laguna

Hills, Laguna Niguel, San Juan Capistrano, Mission Viejo and Orange County, we have applied the optional 50/50 formula for allocations due to their high concentration of underground meters.

SDG&E intends to administer the 20A conversion program in a manner which will satisfy projected schedules and, at the same time, keep in mind the rate impact to all SDG&E customers.

If there are any questions regarding this filing, please call either Margee Moore of the Regulatory Affairs Department at (619) 696-4052, or Gene McElroy of the Regulatory Services Department at (619) 654-1578.

Very truly yours



G. D. Cotton
Senior Vice President
Customer Services

GDC:af
Attachments

cc City of San Diego
City of Chula Vista
Pacific Bell
R. K. Fuller, SDG&E
S. D. Davis, SDG&E
M. E. Moore, SDG&E
M. W. Nelson, SDG&E
E. E. McElroy, SDG&E
L. C. Siebrand, SDG&E

bcc: J. J. Adamik
D. J. Dohren
L. L. Cyr
S. W. Mays
D. L. Geier
C. C. Lower
M. W. Ward
R. E. Whitton
M. J. Wood
P. J. Zellers
T. H. O'Connor, PG&E
F. R. Dunlap, PG&E
D. M. Sturn, SCE
B. LeVeaux, Cox Cable
G. Hokenson, Southwestern Cable

ALLOCATION TO CITIES AND UNINCORPORATED AREAS OF
 SAN DIEGO GAS AND ELECTRIC COMPANY
 1993 AMOUNTS BUDGETED IN ACCORDANCE WITH
 SECTION A OF RULE 20

<i>CITY/COUNTY</i>	<i>PERCENT</i>	<i>1993 ALLOCATION</i>
Carlsbad	1.02	310,850
Chula Vista	4.80	1,535,005
Coronado	1.17	360,300
Dana Point	1.17	360,300
Del Mar	0.42	130,060
El Cajon	3.49	1,060,700
Encinitas	2.02	620,500
Escondido	2.69	820,980
Imperial Beach	1.72	525,600
Laguna Beach	0.24	74,300
Laguna Hills	*	62,600
Laguna Niguel	*	152,940
La Mesa	3.17	961,600
Lemon Grove	1.47	445,200
Mission Viejo	*	69,300
National City	2.30	710,200
Oceanside	2.62	801,300
Orange County	*	15,700
Poway	0.77	238,500
San Clemente	1.63	504,700
City of San Diego	48.44	→ 15,000,000
San Diego County	16.87	5,204,000
San Juan Capistrano	*	100,100
San Marcos	0.49	151,700
Santee	0.98	300,400
Solana Beach	0.37	114,500
Vista	<u>1.94</u>	<u>590,700</u>
	100.00	31,222,035

*Allocation is less than 0.15 percent and is calculated using the 50/50 formula.

ALLOCATION TO CITIES AND UNINCORPORATED AREAS OF
 SAN DIEGO GAS AND ELECTRIC COMPANY
 1993 AMOUNTS BUDGETED IN ACCORDANCE WITH
 SECTION A OF RULE 20

<u>CITY/COUNTY</u>	<u>PERCENT</u>	<u>1993 ALLOCATION</u>	<u>TOTAL TO-DATE</u>
Carlsbad	1.02	310,850	3,545,811
Chula Vista	4.80	1,535,005	14,635,935
Coronado	1.17	360,300	3,552,576
Dana Point	1.17	360,300	1,456,680
Del Mar	0.42	130,060	1,204,522
El Cajon	3.49	1,060,700	11,259,215
Encinitas	2.02	620,500	4,271,073
Escondido	2.69	820,980	8,688,248
Imperial Beach	1.72	525,600	4,586,268
Laguna Beach	0.24	74,300	365,610
Laguna Hills	*	62,600	120,100
Laguna Niguel	*	152,940	306,284
La Mesa	3.17	961,600	10,022,585
Lemon Grove	1.47	445,200	3,714,774
Mission Viejo	*	69,300	134,269
National City	2.30	710,200	7,014,154
Oceanside	2.62	801,300	8,470,164
Orange County	*	15,700	3,536,539
Poway	0.77	238,500	1,830,141
San Clemente	1.63	504,700	5,056,647
City of San Diego	48.44	15,000,000	146,985,357
San Diego County	16.87	5,204,000	47,352,179
San Juan Capistrano	*	100,100	1,068,080
San Marcos	0.49	151,700	1,410,597
Santee	0.98	300,400	5,125,699
Solana Beach	0.37	114,500	2,543,888
Vista	<u>1.94</u>	<u>590,700</u>	<u>5,758,664</u>
	100.00	31,222,035	304,016,059

*Allocation is less than 0.15 percent and is calculated using the 50/50 formula.



San Diego Gas & Electric

8316 CENTURY PARK COURT • SAN DIEGO, CA 92123-1582 • 619/696-2000

1993

FILE NO.

File No:PUG 100
CASE 8209

March 30, 1994

Public Utilities Commission
State of California
505 Van Ness Avenue
San Francisco, California 94102

Attention: Mr. Neal Shulman, Executive Director

Gentlemen:

In accordance with Ordering Paragraph 7 of Decision 73078 in Case 8209, San Diego Gas and Electric Company is submitting herewith a full report on conversion work completed during the year 1993 including a list and description of each project. You will find the report broken into categories of Rule 20A, 20B and 20C.

The overall status of our Rule 20A conversion program in our service territory as of December 31, 1993, and a list of definitions, in accordance with the format requested by the California Public Utilities Commission, is contained in the attached information.

Sincerely,

SAN DIEGO GAS AND ELECTRIC COMPANY

Joseph R. Kloberdanz, Manager
Regulatory Affairs Department

/lc
Attachment

cc: G. D. Cotton
R. K. Fuller
P. J. Zellers
E. E. McElroy
D. M. Long -CPUC
F. Crua - CPUC
Pacific Gas & Electric
Southern California Edison
Pacific Bell

REPORT OF RULE 20A CONVERSIONS

UTILITY: SAN DIEGO GAS AND ELECTRIC COMPANY

YEAR ENDING: 1993

ALLOCATIONS FOR CONVERSIONS

1.	Total Allocations (1968-1992)		<u>272,794,024</u>
2.	Report Year's Allocation (1993)	<u>31,222,035</u>	
3.	Total Allocations Through Report Year (1968-1993) (1 + 2)		<u>304,016,059</u>

EXPENDITURES FOR CONVERSIONS

4.	Total Expended for Completed Conversions (1968-1992) (from 1992 report)	<u>180,478,262*</u>	
5.	Total Report Year Expended for Completed Conversions (1993)	<u>15,844,813</u>	
6.	Total Expended for Completed Conversions Through Report Year (1968-1993) (4 + 5)		<u>196,323,075</u>
7.	Total Expended on Conversions Not Completed by Report Year-End (1993)	<u>14,904,771</u>	
8.	Total Expended (6 + 7)		<u>211,227,846</u>

TOTAL UNEXPENDED FUNDS (3-8)

9.	If Expenditures are Greater Than Allocations		<u>-0-</u>
10.	If Allocations are Greater Than Expenditures (One of the above (9or10) will always be -0-)		<u>92,788,213</u>

FUNDS COMMITTED

11.	Total Funds Authorized to Complete Partially Completed Jobs shown on Line 7	<u>15,012,231</u>	
12.	Funds for Jobs Not Under Construction where U.G. Districts have been formed under enabling legislation	<u>30,043,538</u>	
13.	Total Committed (11 + 12)		<u>45,055,769</u>

ADDITIONAL FUNDS COMMITTED

14.	Funds Required for Identified Projects Under Study by Active U.G. Communities as of Report Year Ending (Projected through 1994)	<u>12,812,213</u>	
-----	--	-------------------	--

MEMO INFORMATION

15.	Advance for Specific Communities Beyond Current Allocations		<u>1,052,103</u>
16.	Reserve Funds Held for Specific Communities for Which No Specific Current Projects are Under Study as of Report Year-End.		<u>1,232,494</u>
17.	Expenditures to Case 9365 (Transmission Dollars which are included in the Total Cost above in Line 8)		<u>1,373,473</u>

* Corrections to Total

RULE 20A DEFINITIONS

1. Total Rule 20A funds committed by the Utility. This amount is equal to the Company's total allocation from the year of inception to prior report year.
2. This amount is the Company total for the report year Rule 20A allocation.
3. Total of line 1 plus line 2 which is the base for this year's report.
4. Total expended for completed conversion jobs from inception through prior report year.
5. Total expended for completed conversion jobs for the report year.
6. Total of line 4 plus line 5.
7. Total expended for conversion jobs not yet completed through report year.
8. Total of line 6 plus line 7.
9. Expenditures that are greater than allocations:
Line 8 minus line 3 = overexpended funds.
10. Expenditures that are less than allocations:
Line 3 minus line 8 = unexpended funds.
11. Total funds authorized to complete the conversion jobs reported in item line 7.
12. Funds committed for conversion jobs where the Underground District has been established under enabling legislation.
13. Total of line 11 plus line 12.
14. Additional funds committed for specific identified jobs under study by active U.G. communities as of report year ending.
15. The total sum for specific aggressive communities that have expended and committed funds that exceed their report year allocation.
16. The total sum for specific communities that have not expended or committed funds equal to their report year allocation.
17. Expenditures to Case 9365 (Transmission dollars which are included in line 8 above.)

TOTAL SUMMARY
SAN DIEGO GAS & ELECTRIC COMPANY
REPORT ON CONVERSIONS OF OVERHEAD TO UNDERGROUND
ELECTRIC DISTRIBUTION FACILITIES
YEAR 1993

<u>Rule</u>	<u>Location</u>	<u>Distribution of Costs</u>
20A	City of Carlsbad	2,337,224
	City of Coronado	2,530,981
	City of Chula Vista	754,024
	City of Dana Point	248,295
	City of El Cajon	3,004,051
	City of Encinitas	612,862
	City of Escondido	677,784
	City of Lemon Grove	1,038,275
	City of Poway	88,281
	City of San Clemente	1,187,519
	City of San Marcos	46,595
	City of Vista	224,537
	City of San Diego	1,356,397
	County of San Diego	1,737,988
		=====
	20A Totals:	\$15,844,813
		=====

RULE 20A
SAN DIEGO GAS & ELECTRIC COMPANY
REPORT ON CONVERSIONS OF OVERHEAD TO UNDERGROUND
ELECTRIC DISTRIBUTION FACILITIES

Description and Location

Distribution of Allocation Costs

City/County Total Costs

City of Dana Point

Doheny Park
 Doheny Park bet Victoria
 Work orders 2392470, 2392471,
 2392475, 2392476, 2392477, 2392478 248,295

City of El Cajon

Marshall Avenue
 Marshall Avenue N/O Main St
 Work orders 2432880, 2432881,
 2432882, 2432883, 2432884, 2432885,
 2432886, 2432887, 2432888, 2432889,
 2448380, 2448381, 2448382, 2448383,
 2448384, 2448385, 2448386, 2448387,
 2448388 3,004,051

69KV??

City of Encinitas

Lake Drive
 Santa Fe to Birmingham
 Work orders 2408950, 2408951,
 2408960, 2408965, 2408966,
 2408967, 2408968, 2408969 612,862

City of Escondido

Bear Valley Pkwy
 S/O Las Palmas
 Work orders 2398340, 2398341,
 2398342, 2398343, 2398344
 2398345, 2398346 200,290

Juniper/Kalmia
 Block 82 Escondido
 Work orders 2432300, 2432301,
 2432302, 2432303, 2432304,
 2432305, 2432306, 2432307,
 2432308 268,386

El Norte Parkway @ Iris
 El Norte Pkw W/O Morning View
 Work orders 2417240, 2417241,
 2417242, 2417243 147,476

RULE 20A
SAN DIEGO GAS & ELECTRIC COMPANY
REPORT ON CONVERSIONS OF OVERHEAD TO UNDERGROUND
ELECTRIC DISTRIBUTION FACILITIES

Description and Location

Distribution of Allocation Costs

City/County Total Costs

City of Escondido cont'd

Tanglewood Tanglewood @ 9th Work orders 2437200, 2437201 2437202, 2437203	<u>61,632</u>	677,784
--	---------------	----------------

City of Lemon Grove

Lemon Grove Area A Broadway & Federal Work orders 2397920, 2397921 2397922, 2397923, 2397924		1,038,275
---	--	------------------

City of Poway

Community Road S/O Civic Center Drive Work orders 2379060, 2379061, 2379062		88,281
--	--	---------------

City of San Clemente

Avenida Pico Presidio to Los Molinos Work orders 2443520, 2443521, 2443522, 2443523, 2443524, 2443525, 2443526, 2443527		1,187,519
---	--	------------------

City of San Marcos

San Marcos Town Centre Twin Oaks Valley Road Work orders 2443160, 2443161, 2443162, 2443163, 2443164, 2443165, 2443166, 2443167, 2443168, 2443169, 2466030, 2466031, 2466032, 2466033		46,595
---	--	---------------

City of Vista

South Santa Fe Cypress to Montgomery Work orders 2395440, 2395441, 2395442, 2395445, 2395450, 2395455, 2395456		224,537
--	--	----------------

RULE 20A
 SAN DIEGO GAS & ELECTRIC COMPANY
 REPORT ON CONVERSIONS OF OVERHEAD TO UNDERGROUND
 ELECTRIC DISTRIBUTION FACILITIES

Description and Location

Distribution of Allocation Costs

City/County Total Costs

City of San Diego

Catalina Blvd Ph2
 Between Varona & Catalina Pl
 Work orders 2333880, 2333881
 2333882, 2333883, 2333884,
 2333885, 2333886, 2333887
 2333888, 2333889, 2464530,
 2464531

1,356,397

County of San Diego

Mapleview
 Mapleview E/O Hwy 67 LK
 Work orders 2397910, 2397911,
 2397912, 2397913, 2397914,
 2397915

1,451,733

Olive Drive
 Bet Bancroft & Helix St SV
 Work orders 2396330, 2396331
 2396332, 2396333, 2396334
 2396335, 2396336, 2396337

286,255

1,737,988

20A TOTALS

15,844,813

RULE 20B
 SAN DIEGO GAS & ELECTRIC COMPANY
 REPORT ON CONVERSIONS OF OVERHEAD TO UNDERGROUND
 ELECTRIC DISTRIBUTION FACILITIES

<u>Description and Location</u>	<u>Distribution of Allocation Costs</u>		
	<u>City/County Total Costs</u>		
	<u>Utility</u>	<u>Other</u>	<u>Total</u>
<u>City of Carlsbad</u>			
Aviara Unit C Planning Area 3 Rock Dove St & Hummingbird Dr Work orders 2392570, 2392571	<u>2,729</u>	<u>5,643</u>	<u>8,372</u>
	2,729	5,643	8,372
<u>City of Chula Vista</u>			
Gunpowder Pt Conversion Gunpowder Dr W/o Bay Bl Work orders 2445250, 2445251	2,839	59,098	61,937
Telegraph Canyon Road Apache to Rutgers Work orders 2326720, 2326725	146,812	53,287	200,099
Rohr Industries 850 F Street Work orders 2389445, 2389447	33,291	63,566	96,857
Otay Lakes Road Lane Ave to Hunte Parkway Work orders 2324240, 2324241 2324242	<u>88,509</u>	<u>21,451</u>	<u>109,960</u>
	271,451	197,402	468,853
<u>City of Encinitas</u>			
Leucadia Homes Bella Vista & Saxony Road Work orders 2410351, 2410352 2410353	<u>28,836</u>	<u>32,221</u>	<u>61,057</u>
	28,836	32,221	61,057
<u>City of Escondido</u>			
Summit Crest Development Summit Crest & Lemora Work orders 2365720, 2365721	<u>10,895</u>	<u>17,457</u>	<u>28,352</u>
	10,895	17,457	28,352

RULE 20B
 SAN DIEGO GAS & ELECTRIC COMPANY
 REPORT ON CONVERSIONS OF OVERHEAD TO UNDERGROUND
 ELECTRIC DISTRIBUTION FACILITIES

<u>Description and Location</u>	<u>Distribution of Allocation Costs</u>		
	<u>Utility</u>	<u>Other</u>	<u>Total</u>
<u>City of Oceanside</u>			
San Diego Auto Auction Calle Montecito @ N River Rd Work orders 2429771, 2429772 2429773	120,123	59,832	179,955
River Meadow Douglas Rd S/O No River Road Work orders 2289487, 2289488	<u>41,843</u>	<u>63,724</u>	<u>105,567</u>
	161,966	123,556	285,522
<u>City of Poway</u>			
Wallmart 13425 Community Road Work orders 2409720, 2409721	<u>71,917</u>	<u>127,709</u>	<u>199,626</u>
	71,917	127,709	199,626
<u>City of San Marcos</u>			
Walnut Grove Pk Sycamore Dr N/O Olive Dr Work orders 2434150, 2434151 2434152	9,333	8,034	17,367
El Norte Parkway Borden/El Norte bet LaCienega & Rees Work orders 2374560, 2374561, 2374562	105,369	168,346	273,715
San Marcos Tract 339 Twin Oaks Valley Ranch Work orders 2342206, 2342207	<u>64,693</u>	<u>124,032</u>	<u>188,725</u>
	179,395	300,412	479,807
<u>City of Vista</u>			
Vista Tract 88-01 Phase II S Melrose & Dawson Dr Work orders 2301400, 2301401	10,417	10,737	21,154
Vista Tract 89-342 Dawson Drive Work orders 2419450, 2419451	<u>2,797</u>	<u>418</u>	<u>3,215</u>
	13,214	11,155	24,369

RULE 20B
SAN DIEGO GAS & ELECTRIC COMPANY
REPORT ON CONVERSIONS OF OVERHEAD TO UNDERGROUND
ELECTRIC DISTRIBUTION FACILITIES

<u>Description and Location</u>	<u>Distribution of Allocation Costs</u>		
	<u>City/County Total Costs</u>		
	<u>Utility</u>	<u>Other</u>	<u>Total</u>
 <u>County of San Diego</u>			
 Mt Woodson Ranch Ph 1			
Archie Moore Rd & Hwy 67 RA			
Work orders 2307920, 2307921	6,220	20,585	26,805
 Nugent Residence			
17268 El Vuelo RSF			
Work orders 2436660, 2436661	14,982	28,404	43,386
 Co of SD Tract 4689-CHAMP			
Dos Lomas N/O Via Loma			
Work orders 2404103, 2404104	5,882	3,234	9,116
 Co of SD Tract 4756			
Camino de NOG			
Work orders 2353970, 2353971	<u>27,272</u>	<u>30,806</u>	<u>58,078</u>
	54,356	83,029	137,385
 =====			
TOTALS: 20B	794,759	898,584	1,693,343
=====			

RULE 20C
 SAN DIEGO GAS & ELECTRIC COMPANY
 REPORT ON CONVERSIONS OF OVERHEAD TO UNDERGROUND
 ELECTRIC DISTRIBUTION FACILITIES

<u>Description and Location</u>	<u>Distribution of Allocation Costs</u>		
	<u>City/County Total Costs</u>		
	<u>Utility</u>	<u>Other</u>	<u>Total</u>
<u>City of Chula Vista</u>			
Otay Business Center Otay Valley Rd @ Maxwell Work orders 2420180, 2420181	<u>7,354</u>	<u>61,026</u>	<u>68,380</u>
	7,354	61,026	68,380
<u>City of Del Mar</u>			
Thomas McCarthy 2115 Balboa Ave Work orders 2435860, 2435861	143	6,048	6,191
Grand Avenue 1700 Blk Grand Ave Work orders 2429012, 2429013	<u>9</u>	<u>3,621</u>	<u>3,630</u>
	152	9,669	9,821
<u>City of Encinitas</u>			
Orpheus Park Orpheus @ Union Work orders 2430280, 2430281 2430282	<u>4,188</u>	<u>32,308</u>	<u>36,496</u>
	4,188	32,308	36,496
<u>City of Escondido</u>			
Escondido TR 768 Metcalf St N/O Lincoln Ave Work orders 2417850, 2417851	<u>983</u>	<u>17,941</u>	<u>18,924</u>
	983	17,941	18,924
<u>City of Lemon Grove</u>			
Lemon Grove Tr 0031 Clarissa Court Work orders 2426610, 2426611	<u>49</u>	<u>6,220</u>	<u>6,269</u>
	49	6,220	6,269

RULE 20C
SAN DIEGO GAS & ELECTRIC COMPANY
REPORT ON CONVERSIONS OF OVERHEAD TO UNDERGROUND
ELECTRIC DISTRIBUTION FACILITIES

<u>Description and Location</u>	<u>Distribution of Allocation Costs</u>		
	<u>City/County Total Costs</u>		
	<u>Utility</u>	<u>Other</u>	<u>Total</u>
<u>City of Oceanside</u>			
San Luis Rey Vly Methodist Church 5570 Old Ranch Road Work orders 2429370, 2429371	<u>701</u>	<u>11,117</u>	<u>11,818</u>
	701	11,117	11,818
<u>City of San Diego</u>			
Hawley Dale 1137 Sunset Cliffs Blvd Work orders 2450260	<u>0</u>	<u>1,190</u>	<u>1,190</u>
	0	1,190	1,190
<u>City of San Marcos</u>			
Twin Oaks Cont. High School Cassou Rd W/O Twin Oaks Work orders 2437310, 2437311	<u>781</u>	<u>12,526</u>	<u>13,307</u>
	781	12,526	13,307
<u>City of Solana Beach</u>			
John Dulich 815 Seabright Lane Work orders 2422340, 2422341	<u>14</u>	<u>3,204</u>	<u>3,218</u>
	14	3,204	3,218
<u>City of Vista</u>			
Relocate OH Conflict University & Sycamore Work orders 2449000, 2449006	<u>0</u>	<u>7,724</u>	<u>7,724</u>
	0	7,724	7,724

RULE 20C
SAN DIEGO GAS & ELECTRIC COMPANY
REPORT ON CONVERSIONS OF OVERHEAD TO UNDERGROUND
ELECTRIC DISTRIBUTION FACILITIES

Description and Location

Distribution of Allocation Costs

City/County Total Costs

	<u>Utility</u>	<u>Other</u>	<u>Total</u>
<u>County of San Diego</u>			
TPM 19215 Cm Plano S/O Sn Dieguito Rd RSF Work orders 2395221, 2352420	680	11,267	11,947
Virginia Johnson 4208 Loma Paseo, BO Work orders 2417290, 2417291	236	32,117	32,353
Avocado-Monserate Old Stage Rd & Womack Ln, FB Work orders 2354331, 2354332	<u>1,083</u>	<u>100,088</u>	<u>101,171</u>
	1,999	143,472	145,471
=====			
TOTALS: 20C	16,221	306,397	322,618
=====			



P.O. BOX 1831 • SAN DIEGO, CA 92112-4150 • 619 / 696-2000

FILE NO.

PUG 100
CASE 8209

March 30, 1995

Public Utilities Commission
State of California
505 Van Ness Avenue
San Francisco, California 94102

Attention: Mr. Neal Shulman, Executive Director

Gentlemen:

In accordance with Ordering Paragraph 7 of Decision 73078 in Case 8209, San Diego Gas and Electric Company is submitting herewith a full report on conversion work completed during the year 1994 including a list and description of each project. You will find the report broken into categories of Rule 20A, 20B and 20C.

The overall status of our Rule 20A conversion program in our service territory as of December 31, 1994, and a list of definitions, in accordance with the format requested by the California Public Utilities Commission, is contained in the attached information.

Sincerely,

SAN DIEGO GAS AND ELECTRIC COMPANY

Joseph R. Kloberdanz
Regulatory Affairs Manager

/lc
Attachment

cc: G. D. Cotton
R. K. Fuller
P. J. Zellers
D. M. Long -CPUC
F. Crua - CPUC
Pacific Gas & Electric
Southern California Edison
Pacific Bell

REPORT OF RULE 20A CONVERSIONS

UTILITY: SAN DIEGO GAS AND ELECTRIC COMPANY

YEAR ENDING: 1994

ALLOCATIONS FOR CONVERSIONS

1.	Total Allocations (1968-1993)		<u>304,016,059</u>
2.	Report Year's Allocation (1994)	<u>33,868,365</u>	
3.	Total Allocations Through Report Year (1968-1994) (1 + 2)		<u>337,884,424</u>

EXPENDITURES FOR CONVERSIONS

4.	Total Expended for Completed Conversions (1968-1993) (from 1993 report)	<u>197,232,443*</u>	
5.	Total Report Year Expended for Completed Conversions (1994)	<u>21,248,520</u>	
6.	Total Expended for Completed Conversions Through Report Year (1968-1994) (4 + 5)		<u>218,480,963</u>
7.	Total Expended on Conversions Not Completed by Report Year-End (1994)	<u>16,849,292</u>	
8.	Total Expended (6 + 7)		<u>235,330,255</u>

TOTAL UNEXPENDED FUNDS (3-8)

9.	If Expenditures are Greater Than Allocations		<u>-0-</u>
10.	If Allocations are Greater Than Expenditures (One of the above (9or10) will always be -0-)		<u>102,554,169</u>

FUNDS COMMITTED

11.	Total Funds Authorized to Complete Partially Completed Jobs shown on Line 7	<u>14,667,304</u>	
12.	Funds for Jobs Not Under Construction where U.G. Districts have been formed under enabling legislation	<u>16,150,000</u>	
13.	Total Committed (11 + 12)		<u>30,817,304</u>

ADDITIONAL FUNDS COMMITTED

14.	Funds Required for Identified Projects Under Study by Active U.G. Communities as of Report Year Ending (Projected through 1995)	<u>64,804,057</u>	
-----	--	-------------------	--

MEMO INFORMATION

15.	Advance for Specific Communities Beyond Current Allocations		<u>700,127</u>
16.	Reserve Funds Held for Specific Communities for Which No Specific Current Projects are Under Study as of Report Year-End.		<u>7,778,645</u>
17.	Expenditures to Case 9365 (Transmission Dollars which are included in the Total Cost above in Line 8)		<u>1,423,141</u>

* Corrections to Total

RULE 20A DEFINITIONS

1. Total Rule 20A funds committed by the Utility. This amount is equal to the Company's total allocation from the year of inception to prior report year.
2. This amount is the Company total for the report year Rule 20A allocation.
3. Total of line 1 plus line 2 which is the base for this year's report.
4. Total expended for completed conversion jobs from inception through prior report year.
5. Total expended for completed conversion jobs for the report year.
6. Total of line 4 plus line 5.
7. Total expended for conversion jobs not yet completed through report year.
8. Total of line 6 plus line 7.
9. Expenditures that are greater than allocations:
Line 8 minus line 3 = overexpended funds.
10. Expenditures that are less than allocations:
Line 3 minus line 8 = unexpended funds.
11. Total funds authorized to complete the conversion jobs reported in item line 7.
12. Funds committed for conversion jobs where the Underground District has been established under enabling legislation.
13. Total of line 11 plus line 12.
14. Additional funds committed for specific identified jobs under study by active U.G. communities as of report year ending.
15. The total sum for specific aggressive communities that have expended and committed funds that exceed their report year allocation.
16. The total sum for specific communities that have not expended or committed funds equal to their report year allocation.
17. Expenditures to Case 9365 (Transmission dollars which are included in line 8 above.)

TOTAL SUMMARY
SAN DIEGO GAS & ELECTRIC COMPANY
REPORT ON CONVERSIONS OF OVERHEAD TO UNDERGROUND
ELECTRIC DISTRIBUTION FACILITIES
YEAR 1994

<u>Rule</u>	<u>Location</u>	<u>Distribution of Costs</u>
20A	City of Chula Vista	1,514,589
	City of Escondido	815,013
	City of Imperial Beach	2,380,163
	City of Lemon Grove	220,645
	City of Oceanside	1,369,375
	City of Santee	781,527
	City of Solana Beach	178,746
	City of San Diego	11,591,485
	County of San Diego	2,396,977
		=====
	20A Totals:	\$21,248,520
		=====

TOTAL SUMMARY
SAN DIEGO GAS & ELECTRIC COMPANY
REPORT ON CONVERSIONS OF OVERHEAD TO UNDERGROUND
ELECTRIC DISTRIBUTION FACILITIES
YEAR 1994

<u>RULE</u>	<u>LOCATION</u>	<u>DISTRIBUTION OF COSTS</u>		
		<u>Utility</u>	<u>Other</u>	<u>Total</u>
20B	City of Encinitas	26,687	40,774	67,461
	City of Oceanside	56,700	177,935	234,635
	City of Orange County	114,883	82,645	197,528
	City of Vista	100,273	67,620	167,893
=====				
20B Totals:		298,543	368,974	667,517
=====				

20C	City of Fallbrook	-0-	15,240	15,240
	City of San Marcos	339	52,285	52,624
	City of Vista	2,915	13,701	16,616
=====				
20C Totals:		3,254	81,226	84,480
=====				

RULE 20A
SAN DIEGO GAS & ELECTRIC COMPANY
REPORT ON CONVERSIONS OF OVERHEAD TO UNDERGROUND
ELECTRIC DISTRIBUTION FACILITIES

Description and Location

Distribution of Allocation Costs

City/County Total Costs

City of Chula Vista

F Street

(Church to 2nd Avenue)

Work orders 2447280, 2447281
2447285, 2447286, 2447287

639,137

Otay Valley Road

(s/o I-805)

Work orders 2472730, 2472731,
2472732, 2472735, 2472736,
2472737

875,452

1,514,589

City of Escondido

Citracado Avenue

(Mission to Vineyard)

Work orders 2418820, 2418822
2418823, 2418825, 2418826
2418829

181,401

Escondido Boulevard

(Highway 78 to Decatur Way)

Work orders 2462260, 2462261,
2462262, 2462263, 2462264,

314,281

Kit Carson Park

(Bear Valley Pkwy @ San Pasqual Rd)

Work orders 2475860, 2475861
2475862, 2475863

164,907

Valley Parkway

(Ash Street to Harding Street)

Work orders 2463310, 2463311
2463312, 2463313

154,424

815,013

RULE 20A
SAN DIEGO GAS & ELECTRIC COMPANY
REPORT ON CONVERSIONS OF OVERHEAD TO UNDERGROUND
ELECTRIC DISTRIBUTION FACILITIES

Description and Location

Distribution of Allocation Costs

City/County Total Costs

City of Imperial Beach

Palm Avenue

(w/o Georgia Avenue to city limits)

Work orders 2408341, 2408342,
 2408343, 2408344, 2408345, 2408347,
 2408348

2,380,163

City of Lemon Grove

Federal Boulevard

(n/o Central Avenue)

Work orders 2478830, 2478831,
 2478832, 2478833

220,645

City of Oceanside

Bush Street

(w/o Archer Street)

Work orders 2316100, 2316101,
 2316103, 2316105, 2316107,
 2316108

786,953

Historic Block

Work orders 2409930, 2409931,
 2409935, 2409945, 2409950

582,422

1,369,375

City of Santee

Magnolia Avenue

(Mission Gorge to Prospect Ave.)

Work orders 2405350, 2405351,
 2405352, 2405353,

781,527

City of Solana Beach

Cedros Avenue

(Lomas Santa Fe to Cliff)

Work orders 2485491, 2485492,
 2485493, 2485495

178,746

RULE 20A
SAN DIEGO GAS & ELECTRIC COMPANY
REPORT ON CONVERSIONS OF OVERHEAD TO UNDERGROUND
ELECTRIC DISTRIBUTION FACILITIES

Description and Location

Distribution of Allocation Costs

City/County Total Costs

County of San Diego

Bradley Avenue
 (Highway 67 to El Cajon city limits)
 Work orders 2358240, 2358241
 2358242, 2358243, 2358245, 1,045,573

Winter Gardens Boulevard
 (Rockcrest to Woodside)
 Work orders 2397890, 2397891
 2397892, 2397893, 2397894,
 2397895, 2397896 1,351,404 **2,396,977**

City of San Diego

Catalina Boulevard
 (Catalina Place to Voltaire)
 Work orders 2448620, 2448621,
 2448622, 2448623, 2448624, 630,864

Clairemont Drive
 (Galveston to Blackfoot)
 Work orders 2430770, 2430771,
 2430772, 2430773, 2430774,
 2430775 714,657

Front Street
 (Ash Street to I-5)
 Work orders 2429640, 2429641,
 2429642, 2429645, 2429646 429,039

Garnet Avenue
 (Soledad Mountain Rd to I-5)
 Work orders 2392262, 2392263
 2392264, 2392265, 2392266,
 2392268, 2392269 956,501

Genesee Avenue
 (Linda Vista Rd to Hwy 163)
 Work orders 2207720, 2207725
 2207726 563,740

Governor Drive
 (Regents Road to Genesee)
 Work orders 2334021, 2334022,
 2334025, 2334026, 2334027
 2334028 993,223

RULE 20A
SAN DIEGO GAS & ELECTRIC COMPANY
REPORT ON CONVERSIONS OF OVERHEAD TO UNDERGROUND
ELECTRIC DISTRIBUTION FACILITIES

Description and Location

Distribution of Allocation Costs

City/County Total Costs

Imperial Avenue (7th to 24th) Work orders 2290200, 2290201, 2290205, 2290206, 2290207, 2290208, 2290209, 2481720, 2481721, 2481722	2,531,998	
La Jolla Boulevard (Bet. Via Del Norte & Bon Air) Work orders 2333450, 2333455, 2333456, 2333458	1,138,945	
Marina G Block (Market St, Union to 4th) Work orders 2342980, 2342982, 2342984, 2342985, 2342987	1,710,653	
Mission Gorge Road (Bet. Zion and Greenbrier) Work orders 2333461, 2333462, 2333463, 2333464, 2333465, 2333466	727,287	
Rosecrans Street (Talbot to Quimby) Work order 2199957	3,098	
San Ysidro Boulevard (805 to Border Village) Work orders 2434050, 2434051, 2434052, 2434054, 2434056, 2434057, 2434058, 2434059	<u>1,191,480</u>	\$11,591,485
	20A TOTAL:	<u>21,248,520</u>

RULE 20B
SAN DIEGO GAS & ELECTRIC COMPANY
REPORT ON CONVERSIONS OF OVERHEAD TO UNDERGROUND
ELECTRIC DISTRIBUTION FACILITIES

<u>Description and Location</u>	<u>Distribution of Allocation Costs</u>		
	<u>City/County Total Costs</u>		
	<u>Utility</u>	<u>Other</u>	<u>Total</u>
<u>City of Encinitas</u>			
TPM 88-115 Lone Jack Rd N/O Fortuna Ranch Rd Work orders 2307290, 2307295	<u>26,687</u>	<u>40,774</u>	<u>67,461</u>
	26,687	40,774	67,461
<u>City of Oceanside</u>			
River Meadow N River N River Rd Bet. Av Descanso Work orders 2481300, 2481301	35,868	108,115	143,983
Mar Vista Eldorado 801 Topeka Street Work orders 2465090, 2465091	<u>20,832</u>	<u>69,820</u>	<u>90,652</u>
	56,700	177,935	234,635
<u>County of Orange</u>			
Sunset Avenue Sunset Ave from Coast Highway Work orders 2392450, 2392455 2392458	<u>114,883</u>	<u>82,645</u>	<u>197,528</u>
	114,883	82,645	197,528
<u>City of Vista</u>			
Bobier Drive @ North Santa Fe Work orders 2470400, 2470401 2470403	<u>100,273</u>	<u>67,620</u>	<u>167,893</u>
	100,273	67,620	167,893
=====			
TOTALS: 20B	298,543	368,974	667,517
=====			

RULE 20 C
 SAN DIEGO GAS & ELECTRIC COMPANY
 REPORT ON CONVERSIONS OF OVERHEAD TO UNDERGROUND
 ELECTRIC DISTRIBUTION FACILITIES

<u>Description and Location</u>	<u>Distribution of Allocation Costs</u>		
	<u>City/County Total Costs</u>		
	<u>Utility</u>	<u>Other</u>	<u>Total</u>
<u>City of Fallbrook</u>			
E Alvarado & Mercedes Road Work orders 2468460, 2468461	-0-	1,382	1,382
William Larson Residence 155 Via de Casa Work orders 2446900, 2446901 2446902	-0-	<u>13,858</u>	<u>13,858</u>
	-0-	15,240	15,240
<u>City of San Marcos</u>			
Macmahr Road S/O Discovery at La Noche Dr. Work orders 2468790, 2468791	339	4,450	4,789
San Marcos Tract 321 Descanso Ave @ Alamitos Way Work orders 2417100, 2417101	<u>-0-</u>	<u>47,835</u>	<u>47,835</u>
	339	52,285	52,624
<u>City of Vista</u>			
Oak Ridge Business Center IV Park Center W/O S. Melrose Drive Work orders 2376330, 2376332	24	6,086	6,110
Vista Aquatics Complex Broadway @ Recreation Dr Work orders 2468872, 2468874	<u>2,891</u>	<u>7,615</u>	<u>10,506</u>
	2,915	13,701	16,616
=====			
TOTALS: 20C	3,254	81,226	84,480
=====			



8306 CENTURY PARK COURT • SAN DIEGO, CA 92123-1593 • 619 696-2000

March 29, 1996

FILE NO. PUG 100
CASE 8209

Public Utilities Commission
State of California
505 Van Ness Avenue
San Francisco, CA 94102

Attention: Mr. Wesley M. Franklin, Executive Director

Gentlemen:

In accordance with Ordering Paragraph 7 of Decision 73078 in Case 8209, San Diego Gas & Electric Company is submitting herewith a full report on conversion work completed during the year 1995 including a list and description of each project. You will find the report broken into categories of Rule 20A, 20B and 20C.

The overall status of our Rule 20A conversion program in our service territory as of December 31, 1995, and a list of definitions, in accordance with the format requested by the California Public Utilities Commission, is contained in the attached information. We have added a line 10A in this year's report to reflect the Settlement Agreement with the City of San Diego that was finalized in April of 1995. The agreement identified \$18,961,529.00 in unspent and uncommitted allocations that would be eliminated in return for a remuneration under the provisions of SDG&E's Rate Design Window filing approved by the PUC effective May 1, 1995, (Decision 95-04-048)

SAN DIEGO GAS & ELECTRIC COMPANY

Joseph R. Kloberdanz
Regulatory Affairs Manager

JRK:bb
Attachment

cc: G.D. Cotton
S.D. Davis
P.J. Zellers
D.M. Long-CPUC
F. Crua-CPUC
Pacific Gas & Electric
Southern California Edison
Pacific Bell

REPORT OF RULE 20A CONVERSIONS

UTILITY: SAN DIEGO GAS AND ELECTRIC COMPANY

YEAR ENDING: 1995

ALLOCATIONS FOR CONVERSIONS

1.	Total Allocations (1968-1994)		<u>337,884,424</u>
2.	Report Year's Allocation (1995)	<u>21,634,828</u>	
3.	Total Allocations Through Report Year (1968-1995) (1+2)		<u>359,519,252</u>

EXPENDITURES FOR CONVERSIONS

4.	Total Expended for Completed Conversions (1968-1994) (from 1994 report)	<u>218,332,770*</u>	
5.	Total Report Year Expended for Completed Conversions (1995)	<u>18,858,016</u>	
6.	Total Expended for Completed Conversions Through Report Year (1968-1995) (4+5)		<u>237,190,786</u>
7.	Total Expended on Conversions Not Completed by Report Year-End (1995)	<u>11,461,877</u>	
8.	Total Expended (6+7)		<u>248,652,663</u>

TOTAL UNEXPENDED FUNDS (3-8)

9.	If Expenditures are Greater Than Allocations		<u>-0-</u>
10.	If Allocations are Greater Than Expenditures (One of the above (9or10) will always be -0-)		<u>110,866,589</u>
10a.	Adjustment per April 1995 City of San Diego Agreement		<u>-18,961,529</u>
10b.	Total Unexpended funds		<u>91,905,060</u>

FUNDS COMMITTED

11.	Total Funds Authorized to Complete Partially Completed Jobs shown on Line 7	<u>11,461,877</u>	
12.	Funds for Jobs Not Under Construction where U.G. Districts have been formed under enabling legislation	<u>46,572,500</u>	
13.	Total Committed (11+12)		<u>58,034,377</u>

ADDITIONAL FUNDS COMMITTED

14.	Funds Required for Identified Projects Under Study by Active U.G. Communities as of Report Year Ending (Projected through 1996)	<u>18,806,600</u>	
-----	---	-------------------	--

MEMO INFORMATION

15.	Advance for Specific Communities Beyond Current Allocations		<u>375,994</u>
16.	Reserve Funds Held for Specific Communities for Which No Specific Current Projects are Under Study as of Report Year-End.		<u>15,064,083</u>
17.	Expenditures to Case 9365 (Transmission Dollars which are included in the Total Cost above in Line 8)		<u>10,937,524</u>

* Corrections to Total

RULE 20A DEFINITIONS

1. Total Rule 20A funds committed by the Utility. This amount is equal to the Company's total allocation from the year of inception to prior report year.
2. This amount is the Company total for the report year Rule 20A allocation.
3. Total of line 1 plus line 2 which is the base for this year's report.
4. Total expended for completed conversion jobs from inception through prior report year.
5. Total expended for completed conversion jobs for the report year.
6. Total of line 4 plus line 5.
7. Total expended for conversion jobs not yet completed through report year.
8. Total of line 6 plus line 7.
9. Expenditures that are greater than allocations:
Line 8 minus line 3 = overexpended funds.
10. Expenditures that are less than allocations:
Line 3 minus line 8 = unexpended funds.
11. Total funds authorized to complete the conversion jobs reported in item line 7.
12. Funds committed for conversion jobs where the Underground District has been established under enabling legislation.
13. Total of line 11 plus line 12.
14. Additional funds committed for specific identified jobs under study by active U.G. communities as of report year ending.
15. The total sum for specific aggressive communities that have expended and committed funds that exceed their report year allocation.
16. The total sum for specific communities that have not expended or committed funds equal to their report year allocation.
17. Expenditures to Case 9365 (Transmission dollars which are included in line 8 above.)

TOTAL SUMMARY
SAN DIEGO GAS & ELECTRIC COMPANY
REPORT ON CONVERSIONS OF OVERHEAD TO UNDERGROUND
ELECTRIC DISTRIBUTION FACILITIES
YEAR 1995

<u>Rule</u>	<u>Location</u>	<u>Distribution of Costs</u>
20A		
	City of Carlsbad	474,664
	City of Chula Vista	638,734
	City of Escondido	1,347,810
	City of Lemon Grove	1,389,690
	City of San Diego	10,188,343
	County of San Diego	1,707,606
	City of San Juan Capistrano	264,536
	City of San Marcos	747,886
	City of Santee	694,475
	City of Solana Beach	1,404,272
		=====
	20A Totals:	\$18,858,016
		=====

TOTAL SUMMARY
 SAN DIEGO GAS & ELECTRIC COMPANY
 REPORT ON CONVERSIONS OF OVERHEAD TO UNDERGROUND
 ELECTRIC DISTRIBUTION FACILITIES
 YEAR 1995

<u>RULE</u>	<u>LOCATION</u>	<u>DISTRIBUTION OF COSTS</u>		
		<u>Utility</u>	<u>Other</u>	<u>Total</u>
20B	City of Carlsbad	8,906	15,229	24,135
	County of San Diego	7,135	35,512	42,647
	City of San Marcos	13,814	16,270	30,084
	City of Vista	21,769	213,493	235,262
20B Totals:		51,624	280,504	332,128
20C	City of Carlsbad	18,656	69,720	88,376
	City of Encinitas	-0-	17,380	17,380
	City of Escondido	44,293	176,893	221,186
	City of Oceanside	14,034	6,040	20,074
	County of San Diego	-0-	35,127	35,127
20C Totals:		76,983	305,160	382,143
		128,607		714,271

**RULE 20A
 SAN DIEGO GAS & ELECTRIC COMPANY
 REPORT ON CONVERSIONS OF OVERHEAD TO UNDERGROUND
 ELECTRIC DISTRIBUTION FACILITIES**

Description and Location

Distribution of Allocation Costs

City/County Total Costs

City of Carlsbad

Garfield St #301807
 (S/o Tamarack Avenue)
 Work orders 2465702, 2465703,
 2465704, 2465705, 2465706,
 2465708, 2465709

	474,664	474,644
--	---------	---------

City of Chula Vista

Broadway #400843
 (I to L Street)
 Work orders 2485000,2485001
 2485004,2485005,2485007

	638,734	638,734
--	---------	---------

City of Escondido

Focus Blocks III #102647
 (Alleys N & S of Grand Avenue)
 Work orders 2419330, 2419331,
 2419332, 2419333

	454,512	
--	---------	--

North Broadway #302083
 (Lincoln to El Norte)
 Work orders 2469040, 2469041, 2469047
 2469042, 2469043, 2469045, 2469046

	700,119	
--	---------	--

Tulip Street #304567
 (Btwn Hale Ave & Valley Pkwy)
 Work orders 2487532, 2487534,
 2487535, 2487536

	193,179	
		1,347,810

**RULE 20A
 SAN DIEGO GAS & ELECTRIC COMPANY
 REPORT ON CONVERSIONS OF OVERHEAD TO UNDERGROUND
 ELECTRIC DISTRIBUTION FACILITIES**

Description and Location

Distribution of Allocation Costs

City/County Total Costs

City of Lemon Grove

Lemon Grove #4/B #103704
 (Lester, Grove, Broadway, Golden & School)
 Work orders 2404230, 2404231,
 2404232, 2404233, 2404234,
 2404235 922,607

Lemon Grove #4/C #103705
 (Broadway, Washington & Golden)
 Work orders 2404240, 2404241,
 2404242, 2404243, 2404244, 2404245 467,083

1,389,690

City of San Diego

54th Street #912618
 (Westover to University)
 Work orders 2429620, 2429621,
 2429622, 2429625, 2429623 2,398,274

Columbia Street #912614
 (Ash to Juniper)
 Work orders 2448610, 2448616,
 2448611, 2448612, 2448615,
 2448617, 2448618 1,550,221

Coronado Avenue #015652
 (Saturn to Hollister)
 Work orders 2474990, 2474991,
 2474992, 2474993, 2474994 758,067

Crosby Street #210391
 (Btwn Harbor Dr & Kearny Av)
 Work orders 2471101, 2471102,
 2471105, 2471106, 2471104,
 2471100, 2471111, 2471109,
 2471112, 2471113, 2471107,
 2471108, 5931621, 5931620,
 5931270 2,581,358

RULE 20A
 SAN DIEGO GAS & ELECTRIC COMPANY
 REPORT ON CONVERSIONS OF OVERHEAD TO UNDERGROUND
 ELECTRIC DISTRIBUTION FACILITIES

Description and Location

Distribution of Allocation Costs

City/County Total Costs

City of San Diego (Continued)

El Cajon Boulevard #202451
 (62nd to Seminole)
 Work orders 2448660, 2448663
 2448665, 2448664, 2448661,
 2448662

1,027,961

Gaslamp #303095
 (6th Av - Market to L)
 Work orders 2467800, 2467801,
 2467802, 2467803, 2467806

587,013

Gaslamp/M. L. King Park #402770
 (L St - 5th to 6th)
 Work orders 2509150, 2509151,
 2509153, 2509152.

121,940

Governor Drive #210551
 (Stressman to Regents)
 Work orders 2465760, 2465761,
 2465762, 2465763, 2465764

638,532

Morena Boulevard #206486
 (Milton to Morena)
 Work orders 2443090, 2443091,
 2443092, 2443093, 2443094

524,977

10,188,343

County of San Diego

Agua Caliente Park #305444
 (Agua Caliente Spgs
 at Overland Stage Rd)
 Work orders 2500630, 2500631,
 2500633, 2500634

133,049

RULE 20A
 SAN DIEGO GAS & ELECTRIC COMPANY
 REPORT ON CONVERSIONS OF OVERHEAD TO UNDERGROUND
 ELECTRIC DISTRIBUTION FACILITIES

Description and Location

Distribution of Allocation Costs

City/County Total Costs

County of San Diego (Continued)

Rancho Santa Fe Road #206723

(Manchester to La Bajada)

Work orders 2486590,

2486591, 2486592, 2486593

375,787

Woodside Avenue #106386

(Vine to Prospect)

Work orders 2409281, 2409282,

2409283, 2409284, 2409287,

2409285, 2409286, 2409288,

2409289

1,198,770

1,707,606

City of San Juan Capistrano

El Camino Real #413404

(N/o Ortega Hwy to Yorba St)

Work orders 2510560, 2510561,

2510562

264,536

264,536

City of San Marcos

Mission Road #800276

(Twin Oaks to Barham Rd)

Work orders 2297360, 2297361

747,886

747,886

City of Santee

Cuyamaca #307081

(Mission Gorge to Prospect Ave.)

Work orders 2474430, 2474431,

2474432, 2474433, 2474434

694,475

694,475

RULE 20A
SAN DIEGO GAS & ELECTRIC COMPANY
REPORT ON CONVERSIONS OF OVERHEAD TO UNDERGROUND
ELECTRIC DISTRIBUTION FACILITIES

Description and Location

Distribution of Allocation Costs

City/County Total Costs

City of Solana Beach

Highway 101 #803056
(S/o Cliff Street)
Work orders 2293010, 2293015,
2293016, 2293011, 2293017,
2293014, 2293013, 2293019

1,404,272

1,404,272

20A TOTAL:

18,858,016

RULE 20B
 SAN DIEGO GAS & ELECTRIC COMPANY
 REPORT ON CONVERSIONS OF OVERHEAD TO UNDERGROUND
 ELECTRIC DISTRIBUTION FACILITIES

<u>Description and Location</u>	<u>Distribution of Allocation Costs</u>		
		<u>City/County Total Costs</u>	
	<u>Utility</u>	<u>Other</u>	<u>Total</u>
<u>City of Carlsbad</u>			
M B Shores Corp 2036 Palomar Airport Rd Work orders 2495821, 2495822	<u>8,906</u>	<u>15,229</u>	<u>24,135</u>
	8,906	15,229	24,135
<u>County of San Diego</u>			
Tract 4760 Ph 3 Rancho Santa Fe Farms Dr Work orders 2394451, 2394453	<u>7,135</u>	<u>35,512</u>	<u>42,647</u>
	7,135	35,512	42,647
<u>City of San Marcos</u>			
ES Tract 752 Woodland Parkway N/o Anna Lane Work orders 2484542, 2484543	<u>13,814</u>	<u>16,270</u>	<u>30,084</u>
	13,814	16,270	30,084
<u>City of Vista</u>			
Valencia Homes Plumosa Rd Work orders 2408500, 2408501	21,769	78,291	78,291
Hacienda Shopping Center Hacienda Dr @ S. Melrose Dr Work orders 2463521, 2463524	-0-	<u>135,202</u>	<u>135,202</u>
	21,769	213,493	235,262
=====			
TOTALS: 20B	51,624	280,504	332,128
=====			

RULE 20C
SAN DIEGO GAS & ELECTRIC COMPANY
REPORT ON CONVERSIONS OF OVERHEAD TO UNDERGROUND
ELECTRIC DISTRIBUTION FACILITIES

<u>Description and Location</u>	<u>Distribution of Allocation Costs</u>		
		<u>City/County Total Costs</u>	
	<u>Utility</u>	<u>Other</u>	<u>Total</u>
<u>City of Carlsbad</u>			
NCTD Carlsbad Intermodel 2787 State St Work orders 2501510, 2501511	<u>18,656</u>	<u>69,720</u>	<u>88,376</u>
	18,656	69,720	88,376
<u>City of Encinitas</u>			
Bruce Hockman Residence 300 Ocean View Av Work orders 2499600, 2499601 2499602	<u>-0-</u>	<u>17,380</u>	<u>17,380</u>
	-0-	17,380	17,380
<u>City of Escondido</u>			
Home Depot 1601 W 9th Av Work orders 2493940, 2493941, 2493943	<u>44,293</u>	<u>176,893</u>	<u>221,186</u>
	44,293	176,893	221,186
<u>City of Oceanside</u>			
St Malo Beach Conversion St Malo Beach Work orders 2495540, 2495541	<u>14,034</u>	<u>6,040</u>	<u>20,074</u>
	14,034	6,040	20,074
<u>County of San Diego</u>			
Tract #4903 Disney Ln & Kellyn Ln, Bonsall Work orders 2501550, 2501551	<u>-0-</u>	<u>35,127</u>	<u>35,127</u>
	-0-	35,127	35,127
=====			
TOTALS: 20C	76,983	305,160	382,143
=====			



8306 CENTURY PARK COURT • SAN DIEGO, CA 92123-1593 • 619 / 696-2000

March 31, 1997

Mr. Wesley M. Franklin, Executive Director
California Public Utilities Commission
505 Van Ness Avenue
San Francisco, CA 94102

FILE NO. PUG 100
C. 8209

Subject: 1996 Report of Rule 20A Conversions

In accordance with Ordering Paragraph 7 of Decision 73078 in Case 8209, San Diego Gas & Electric Company is submitting herewith a full report on conversion work completed during the year 1996 including a list and description of each project. You will find the report broken into categories of Rule 20A, 20B and 20C.

The overall status of our Rule 20A conversion program in our service territory as of December 31, 1996, and a list of definitions, in accordance with the format requested by the California Public Utilities Commission, is contained in the attached report.

Last year's report added lines 10a and 10b to reflect our agreement with the City of San Diego. Since this affect of the agreement needs to be reflected in total allocations, this year we have moved this information to lines 1a and 1b. The agreement identified \$18,961,529 in pre-1995 unspent and uncommitted allocations, and \$5,000,000 in 1995 allocations that would be eliminated in return for a remuneration under the provisions of SDG&E's Rate Design Window filing approved by the CPUC effective May 1, 1995, (D.95-04-048). The \$5,000,000 portion of this total reduction was inadvertently left off the 1995 report.

Due to the relocation of this information on the 1996 report and the correction of the amount, \$23,961,529 has been subtracted from the City of San Diego's total allocation and completes the adjustment process per the agreement with the City of San Diego.

If you have any questions, please call Carl Lower at 619/654-1580 or Margaret Moore at 619/654-1577.

Sincerely,

Joseph R. Kloberdanz
Regulatory Affairs Manager

cc: G.D. Cotton
W.L. Reed
P.J. Zellers
K.P. Coughlan
Pacific Gas & Electric
Southern California Edison
Pacific Bell

RECEIVED
SAN DIEGO GAS & ELECTRIC

APR 01 1997

REPORT OF RULE 20A CONVERSIONS

UTILITY: SAN DIEGO GAS AND ELECTRIC COMPANY

YEAR ENDING: 1996

ALLOCATIONS FOR CONVERSIONS

1.	Total Allocations (1968-1995)		359,519,252
1A.	Adjustment per April 1995 City of San Diego Agreement		-23,961,529
1B.	Adjusted Total Allocations (1968-1995)		<u>335,557,723</u>
2.	Report Year's Allocation (1996)	<u>21,835,352</u>	
3.	Total Allocations Through Report Year (1968-1996) (1+2)		<u>357,393,075</u>

EXPENDITURES FOR CONVERSIONS

4.	Total Expended for Completed Conversions (1968-1995) (from 1995 report)	<u>237,215,942*</u>	
5.	Total Report Year Expended for Completed Conversions (1996)	<u>16,209,950</u>	
6.	Total Expended for Completed Conversions Through Report Year (1968-1996) (4+5)		<u>253,425,892</u>
7.	Total Expended on Conversions Not Completed by Report Year-End (1996)	<u>9,166,742</u>	
8.	Total Expended (6+7)		<u>262,592,634</u>

TOTAL UNEXPENDED FUNDS (3-8)

9.	If Expenditures are Greater Than Allocations		<u>-0-</u>
10.	If Allocations are Greater Than Expenditures (One of the above (9or10) will always be -0-)		<u>94,800,441</u>

FUNDS COMMITTED

11.	Total Funds Authorized to Complete Partially Completed Jobs shown on Line 7	<u>11,558,220</u>	
12.	Funds for Jobs Not Under Construction where U.G. Districts have been formed under enabling legislation	<u>35,782,658</u>	
13.	Total Committed (11+12)		<u>47,340,878</u>

ADDITIONAL FUNDS COMMITTED

14.	Funds Required for Identified Projects Under Study by Active U.G. Communities as of Report Year Ending (Projected through 1997)	<u>34,975,600</u>	
-----	---	-------------------	--

MEMO INFORMATION

15.	Advance for Specific Communities Beyond Current Allocations		<u>504,854</u>
16.	Reserve Funds Held for Specific Communities for Which No Specific Current Projects are Under Study as of Report Year-End.		<u>12,483,963</u>
17.	Expenditures to Case 9365 (Transmission Dollars which are included in the Total Cost above in Line 8)		<u>11,006,948</u>

* Adjustment to total

RULE 20A DEFINITIONS

1. Total Rule 20A funds committed by the Utility. This amount is equal to the Company's total allocation from the year of inception to prior report year.
2. This amount is the Company total for the report year Rule 20A allocation.
3. Total of line 1 plus line 2 which is the base for this year's report.
4. Total expended for completed conversion jobs from inception through prior report year.
5. Total expended for completed conversion jobs for the report year.
6. Total of line 4 plus line 5.
7. Total expended for conversion jobs not yet completed through report year.
8. Total of line 6 plus line 7.
9. Expenditures that are greater than allocations:
Line 8 minus line 3 = overexpended funds.
10. Expenditures that are less than allocations:
Line 3 minus line 8 = unexpended funds.
11. Total funds authorized to complete the conversion jobs reported in item line 7.
12. Funds committed for conversion jobs where the Underground District has been established under enabling legislation.
13. Total of line 11 plus line 12.
14. Additional funds committed for specific identified jobs under study by active U.G. communities as of report year ending.
15. The total sum for specific aggressive communities that have expended and committed funds that exceed their report year allocation.
16. The total sum for specific communities that have not expended or committed funds equal to their report year allocation.
17. Expenditures to Case 9365 (Transmission dollars which are included in line 8 above.)

TOTAL SUMMARY
SAN DIEGO GAS & ELECTRIC COMPANY
REPORT ON CONVERSIONS OF OVERHEAD TO UNDERGROUND
ELECTRIC DISTRIBUTION FACILITIES
YEAR 1996

<u>Rule</u>	<u>Location</u>	<u>Distribution of Costs</u>
20A		
	City of Chula Vista	2,294,182
	City of El Cajon	206,178
	City of Escondido	636,131
	City of Imperial Beach	865,324
	City of La Mesa	1,650,929
	City of National City	662,684
	City of San Diego	6,495,205
	County of San Diego	798,545
	City of Vista	2,600,772
		=====
	20A Totals:	\$16,209,950
		=====

**TOTAL SUMMARY
 SAN DIEGO GAS & ELECTRIC COMPANY
 REPORT ON CONVERSIONS OF OVERHEAD TO UNDERGROUND
 ELECTRIC DISTRIBUTION FACILITIES
 YEAR 1996**

<u>RULE</u>	<u>LOCATION</u>	<u>DISTRIBUTION OF COSTS</u>		
		<u>Utility</u>	<u>Other</u>	<u>Total</u>
20B	City of Carlsbad	80,634	359,025	439,659
	City of Oceanside	4,159	34,965	39,124
	County of San Diego	23,774	80,686	104,460
	City of Vista	0	43,369	43,369
20B Totals:		108,567	518,045	626,612
20C	City of Encinitas	851	47,506	48,357
	City of Escondido	165	22,695	22,860
	County of San Diego	4,365	46,447	50,812
	City of San Juan Capistrano	489	46,847	47,336
	City of San Marcos	0	5,598	5,598
20C Totals:		5,870	169,093	174,963
		114,437		801,575

RULE 20A
SAN DIEGO GAS & ELECTRIC COMPANY
REPORT ON CONVERSIONS OF OVERHEAD TO UNDERGROUND
ELECTRIC DISTRIBUTION FACILITIES

Description and Location

Distribution of Allocation Costs

City/County Total Costs

City of Chula Vista

<p>4th Avenue #210548 (E St to Hwy 54) Work orders 2464440,2464441, 2464442,2464443,2464444, 2464445,2464446,2464447, 2464448,2464449,2531750, 2531751,2531753</p>	<p>2,294,182</p>	<p>2,294,182</p>
---	-------------------------	-------------------------

City of El Cajon

<p>Prescott Av #512009 (Main St to Douglas Av) Work orders 2532910,2532911, 2532912,2532913</p>	<p>206,178</p>	<p>206,178</p>
--	-----------------------	-----------------------

City of Escondido

<p>El Norte Pkwy #102656 (Ash, Date to Noreen) Work orders 2489350,2489351, 2489354,2489355</p>	<p>636,131</p>	<p>636,131</p>
--	-----------------------	-----------------------

City of Imperial Beach

<p>Imperial Beach BI Ph 1 #212184 (9th St to 14th St) Work orders 2486630,2486631, 2486632,2486633,2486634, 2535770,2535771,2535774</p>	<p>865,324</p>	<p>865,324</p>
--	-----------------------	-----------------------

RULE 20A
 SAN DIEGO GAS & ELECTRIC COMPANY
 REPORT ON CONVERSIONS OF OVERHEAD TO UNDERGROUND
 ELECTRIC DISTRIBUTION FACILITIES

Description and Location

Distribution of Allocation Costs

City/County Total Costs

City of La Mesa

Bancroft Dr #305880
 (Grossmont Bl to Golondrina)
 Work orders 2473920,2473921,
 2473922,2473923,2473924,2473926,
 2473927,2473928,2473929,2542300,
 2542301,2542302,2542303,2542304 1,004,882

Jackson Dr #305852
 (Lake Murray to Laird)
 Work orders 2476540,2476541,
 2476542,2476543,2476544,2476546,
 2476547 646,047

1,650,929

City of National City

Civic Ctr Dr #101197
 (National City Bl to Wilson)
 Work orders 2397590,2397591,
 2397592,2397593,2397594,2397595,
 2397596 662,684

662,684

City of San Diego

6th Avenue #602408
 (University to Robinson)
 Work orders 2543760,2543762,
 2543763,2543764 219,411

Broadway #511629
 (19th to 24th)
 Work orders 2531200,2531201,
 2531202,2531203,2531204,2531205 400,161

**RULE 20A
SAN DIEGO GAS & ELECTRIC COMPANY
REPORT ON CONVERSIONS OF OVERHEAD TO UNDERGROUND
ELECTRIC DISTRIBUTION FACILITIES**

Description and Location

Distribution of Allocation Costs

City/County Total Costs

City of San Diego (Continued)

Clairemont Dr #209601
(Blackfoot to Balboa)
Work orders 2448630,2448631,
2448632,2448633,2448634,2448635 807,147

El Cajon BI #313001
(Seminole to Montezuma)
Work orders 2483700,2483701,
2483702,2483703,2483704,2483705
2483706,2483707,2483708 943,105

Fairmount Av #402767
(Ridgeview to Home)
Work orders 2512970,2512971,
2512972,2512973,2512974,2512975 249,985

Mission Gorge Rd #110745
(Greenbrier to Princessview)
Work orders 2422180,2422181,
2422183,2422184,2422185,2422186,
2422187 1,521,427

Nimitz BI ph 1,2&3 #800004
(Harbor Dr to West Pt Loma BI)
Work orders 2289054,2289055,
2289056,2289057,2289058,2390220,
2390226,2390228,2430253,2430255,
2430256 2,305,606

Nimitz BI #600733
(West Pt Loma BI to Centraloma)
Work orders 2543310,2543311,
2543312,2543313 48,363

6,495,205

RULE 20A
SAN DIEGO GAS & ELECTRIC COMPANY
REPORT ON CONVERSIONS OF OVERHEAD TO UNDERGROUND
ELECTRIC DISTRIBUTION FACILITIES

Description and Location

Distribution of Allocation Costs

City/County Total Costs

County of San Diego

El Norte Pkwy #106003
(Rees Rd to Nordahl Rd)
Work orders 2423790,2423791,
2423792,2423793,2423794

798,545

798,545

City of Vista

Santa Fe Av #303446
(Vista Wy to Bobier Dr)
Work orders 2477300,2477301,
2477302,2477303,2477304,2477307,
2477308,2477309,2562480,2562481,
2562482,2562483

2,600,772

2,600,772

20A TOTAL:

16,209,950

**RULE 20C
SAN DIEGO GAS & ELECTRIC COMPANY
REPORT ON CONVERSIONS OF OVERHEAD TO UNDERGROUND
ELECTRIC DISTRIBUTION FACILITIES**

Description and Location

Distribution of Allocation Costs

City/County Total Costs

	<u>Utility</u>	<u>Other</u>	<u>Total</u>
 <u>City of Carlsbad</u>			
La Terraza El Camino Real Work orders 2488880 2488881, 2488882	19,007	161,639	180,646
Carlsbad Seapointe Resort Anacapa Rd & Descanso Bl Work orders 2519470,2519471	23,217	58,626	81,843
Costa del Sol Cm de las Ondas @ Seascapc Dr Work orders 2524110,2524111	12,283	84,363	96,646
Carlsbad Assessment District Ponto Dr & Franciscan Rd @ Des Work orders 2475850,2475851	<u>26,127</u>	<u>54,397</u>	<u>80,524</u>
	80,634	359,025	439,659
 <u>City of Oceanside</u>			
San Luis Rey Parish 4070 Mission Av Work orders 2530820,2530821	<u>4,159</u>	<u>34,965</u>	<u>39,124</u>
	4,159	34,965	39,124

RULE 20C
SAN DIEGO GAS & ELECTRIC COMPANY
REPORT ON CONVERSIONS OF OVERHEAD TO UNDERGROUND
ELECTRIC DISTRIBUTION FACILITIES

<u>Description and Location</u>	<u>Distribution of Allocation Costs</u>		
	<u>City/County Total Costs</u>		
	<u>Utility</u>	<u>Other</u>	<u>Total</u>
<u>County of San Diego</u>			
Tract 4908 La Canada N&S via Monserate Work orders 2460561, 2460564, 2460566,2460568	0	31,355	31,355
Rancho Santa Fe Bridge Manchester Av to La Bajada,RS Work orders 2486596, 2486597	7108	4,816	11,924
Sweeney Residence 6855 La VI Plateada Work orders 2506180,2506181	<u>16,666</u>	<u>44,515</u>	<u>61,181</u>
	23,774	80,686	104,460
<u>City of Vista</u>			
Tract 90-110 Rho Vista Rd @ Hildale Cr Work orders 2486870, 2486871	<u>0</u>	<u>43,369</u>	<u>43,369</u>
	0	43,369	43,369
=====			
TOTALS: 20B	108,567	518,045	626,612
=====			

RULE 20C
 SAN DIEGO GAS & ELECTRIC COMPANY
 REPORT ON CONVERSIONS OF OVERHEAD TO UNDERGROUND
 ELECTRIC DISTRIBUTION FACILITIES

<u>Description and Location</u>	<u>Distribution of Allocation Costs</u>		
	<u>City/County Total Costs</u>		
	<u>Utility</u>	<u>Other</u>	<u>Total</u>
<u>City of Encinitas</u>			
Tract 89-196 Ocean view Av & Aliso Wy Work orders 2501450,2501452	851	41,294	42,145
Pines, Michael 344 Seeman Dr Work orders 2390680,2390681	<u>0</u>	<u>6,212</u>	<u>6,212</u>
	851	47,506	48,357
<u>City of Escondido</u>			
Weber, Dr Richard 1252 Rho Luiseno Rd Work orders 2446040,2446041	<u>165</u>	<u>22,695</u>	<u>22,860</u>
	165	22,695	22,860
<u>County of San Diego</u>			
PM 15385 Ph 1 Los Morros N/o La Bajada, RS Work orders 2511030,2511031	4,320	29,309	33,629
Diversified Property Wehner Real Estate Investments Work orders 2504094,2504095	<u>45</u>	<u>17,138</u>	<u>17,183</u>
	4,365	46,447	50,812
<u>City of San Juan Capistrano</u>			
San Juan Lincoln Mercury Valle Rd N/o Forster Rch Rd Work orders 2488710,2488713	<u>489</u>	<u>46,847</u>	<u>47,336</u>
	489	46,847	47,336

RULE 20C
SAN DIEGO GAS & ELECTRIC COMPANY
REPORT ON CONVERSIONS OF OVERHEAD TO UNDERGROUND
ELECTRIC DISTRIBUTION FACILITIES

<u>Description and Location</u>	<u>Distribution of Allocation Costs</u>		
	<u>City/County Total Costs</u>		
	<u>Utility</u>	<u>Other</u>	<u>Total</u>
<u>City of San Marcos</u>			
Murray Callan Swim School 335 S Rcho Santa Fe Rd Work orders 2502350,2502351	<u>0</u>	<u>5,598</u>	<u>5,598</u>
	<u>0</u>	<u>5,598</u>	<u>5,598</u>
=====			
TOTALS: 20C	5,870	169,093	174,963
=====			



8306 CENTURY PARK COURT • SAN DIEGO, CA 92123-1593 • 619 / 696-2000

March 31, 1998

FILE NO. PUG 100
C. 8209

Mr. Wesley M. Franklin, Executive Director
California Public Utilities Commission
505 Van Ness Avenue
San Francisco, CA 94102

Subject: 1997 Report of Rule 20A Conversions

In accordance with Ordering Paragraph 7 of Decision 73078 in Case 8209, San Diego Gas & Electric Company is submitting herewith a full report on conversion work completed during the year 1997 including a list and description of each project. You will find the report broken into categories of Rule 20A, 20B, and 20C.

The overall status of our Rule 20A conversion program in our service territory as of December 31, 1997, and a list of definitions, in accordance with the format requested by the California Public Utilities Commission, is contained in the attached report.

If you have any questions regarding the 20A Conversion Report, please call Carl Lower at 619-654-1580 or Margaret Moore at 619-654-1577.

Sincerely,

Joseph R. Kloberdanz
Regulatory Affairs Manager

cc: GD Cotton
WL Reed
PJ Zellers
KP Coughlan
Pacific Gas & Electric
Southern California Edison
Pacific Bell

REPORT OF RULE 20A CONVERSIONS

UTILITY: SAN DIEGO GAS AND ELECTRIC COMPANY

YEAR ENDING: 1997

ALLOCATIONS FOR CONVERSIONS

1.	Total Allocations (1968-1996)		<u>357,393,075</u>
2.	Report Year's Allocation (1997)	<u>22,071,711</u>	
3.	Total Allocations Through Report Year (1968-1997) (1+2)		<u>379,464,786</u>

EXPENDITURES FOR CONVERSIONS

4.	Total Expended for Completed Conversions (1968-1996) (from 1996 report)	<u>253,820,241*</u>	
5.	Total Report Year Expended for Completed Conversions (1997)	<u>15,000,963</u>	
6.	Total Expended for Completed Conversions Through Report Year (1968-1997) (4+5)		<u>268,821,204</u>
7.	Total Expended on Conversions Not Completed by Report Year-End (1997)	<u>12,115,220</u>	
8.	Total Expended (6+7)		<u>280,936,424</u>

TOTAL UNEXPENDED FUNDS (3-8)

9.	If Expenditures are Greater Than Allocations		<u>-0-</u>
10.	If Allocations are Greater Than Expenditures (One of the above (9or10) will always be -0-)		<u>98,528,362</u>

FUNDS COMMITTED

11.	Total Funds Authorized to Complete Partially Completed Jobs shown on Line 7	<u>10,041,486</u>	
12.	Funds for Jobs Not Under Construction where U.G. Districts have been formed under enabling legislation	<u>25,475,250</u>	
13.	Total Committed (11+12)		<u>35,516,736</u>

ADDITIONAL FUNDS COMMITTED

14.	Funds Required for Identified Projects Under Study by Active U.G. Communities as of Report Year Ending (Projected through 1997)	<u>60,011,567</u>	
-----	--	-------------------	--

MEMO INFORMATION

15.	Advance for Specific Communities Beyond Current Allocations		<u>356,093</u>
16.	Reserve Funds Held for Specific Communities for Which No Specific Current Projects are Under Study as of Report Year-End.		<u>3,000,059</u>
17.	Expenditures to Case 9365 (Transmission Dollars which are included in the Total Cost above in Line 8)		<u>11,006,948</u>

* Adjustment to total

RULE 20A DEFINITIONS

1. Total Rule 20A funds committed by the Utility. This amount is equal to the Company's total allocation from the year of inception to prior report year.
2. This amount is the Company total for the report year Rule 20A allocation.
3. Total of line 1 plus line 2 which is the base for this year's report.
4. Total expended for completed conversion jobs from inception through prior report year.
5. Total expended for completed conversion jobs for the report year.
6. Total of line 4 plus line 5.
7. Total expended for conversion jobs not yet completed through report year.
8. Total of line 6 plus line 7.
9. Expenditures that are greater than allocations:
Line 8 minus line 3 = overexpended funds.
10. Expenditures that are less than allocations:
Line 3 minus line 8 = unexpended funds.
11. Total funds authorized to complete the conversion jobs reported in item line 7.
12. Funds committed for conversion jobs where the Underground District has been established under enabling legislation.
13. Total of line 11 plus line 12.
14. Additional funds committed for specific identified jobs under study by active U.G. communities as of report year ending.
15. The total sum for specific aggressive communities that have expended and committed funds that exceed their report year allocation.
16. The total sum for specific communities that have not expended or committed funds equal to their report year allocation.
17. Expenditures to Case 9365 (Transmission dollars which are included in line 8 above.)

**TOTAL SUMMARY
 SAN DIEGO GAS & ELECTRIC COMPANY
 REPORT ON CONVERSIONS OF OVERHEAD TO UNDERGROUND
 ELECTRIC DISTRIBUTION FACILITIES
 YEAR 1997**

<u>Rule</u>	<u>Location</u>	<u>Distribution of Costs</u>
20A		
	City of Carlsbad	923,559
	City of Chula Vista	721,441
	City of Coronado	163,221
	City of Encinitas	251,164
	City of Escondido	552,126
	City of Imperial Beach	602,247
	City of La Mesa	1,955,331
	City of San Diego	8,195,559
	County of San Diego	639,106
	City of Santee	997,209
		=====
	20A Totals:	\$15,000,963
		=====

**TOTAL SUMMARY
 SAN DIEGO GAS & ELECTRIC COMPANY
 REPORT ON CONVERSIONS OF OVERHEAD TO UNDERGROUND
 ELECTRIC DISTRIBUTION FACILITIES
 YEAR 1997**

<u>RULE</u>	<u>LOCATION</u>	<u>DISTRIBUTION OF COSTS</u>		
		<u>Utility</u>	<u>Other</u>	<u>Total</u>
20B	City of Carlsbad	196,270	494,152	690,422
	City of El Cajon	8,752	109,481	118,233
	County of Escondido	90,586	370,236	460,822
	City of San Diego	30,750	30,161	60,911
	County of San Diego	52,644	389,962	442,606
	City of San Juan Capistrano	48,421	129,622	178,043
	City of San Marcos	16,070	105,933	122,003
20B Totals:		443,493	1,629,547	2,073,040

20C	City of El Cajon	1,943	39,787	41,730
	City of Encinitas	2,031	47,018	49,049
	City of San Diego	0	12,334	12,334
	County of San Diego	0	5,545	5,545
	City of San Marcos	309	20,985	21,294
20C Totals:		4,283	125,669	129,952

447,776

2,202,992

**RULE 20A
SAN DIEGO GAS & ELECTRIC COMPANY
REPORT ON CONVERSIONS OF OVERHEAD TO UNDERGROUND
ELECTRIC DISTRIBUTION FACILITIES**

<u>Description and Location</u>	<u>Distribution of Allocation Costs</u>	
	<u>City/County Total Costs</u>	
 <u>City of Carlsbad</u>		
Monroe/Chestnut #600775 (Basswood/Valley to Tamarack) Work orders 2539231, 2539232, 2539233, 2539234, 2539235, 2539236	923,559	923,559
 <u>City of Chula Vista</u>		
Otay Lakes Rd #609272 (E St to Apache Dr) Work orders 2568830,2568831, 2568832,2568833,2568834, 2568835,2568838,2568839	721,441	721,441
 <u>City of Coronado</u>		
Silver Strand #607573 (Tulagi to Navy Yacht Club) Work orders 2565190, 2565191, 2565192, 2565193, 2565194	163,221	163,221
 <u>City of Encinitas</u>		
Olivenhain Rd #408918 (El Camino Real/Ps Aliso) Work orders 2510030, 2510031, 2510032,2510035	251,164	251,164
 <u>City of Escondido</u>		
El Norte Pkwy #409254 (East of Broadway) Work orders 2500540, 2500541, 2500543, 2500544, 2500547, 2500548, 2500549, 2608781, 2608783, 2608784, 2608785, 2608787	552,126	552,126

**RULE 20A
SAN DIEGO GAS & ELECTRIC COMPANY
REPORT ON CONVERSIONS OF OVERHEAD TO UNDERGROUND
ELECTRIC DISTRIBUTION FACILITIES**

Description and Location

Distribution of Allocation Costs

City/County Total Costs

City of Imperial Beach

**Imperial Beach BI Ph 2 #212184
(8th St to 3rd St)
Work orders 2486635,2486636,
2486637,2486638,2486639,
2535775**

602,247

602,247

City of La Mesa

**EI Cajon BI #015431
(73rd to I-8) *Costs split with City of San Diego
Work orders 2408321, 2408322*, 2408323*,
2408324, 2408326, 2408329, 2562810,
2562811, 2562812, 2562815**

1,955,331

1,955,331

City of San Diego

**Cass St #511618
(Grand to Turquoise)
Work orders 2530900, 2530901, 2530902,
2530903, 2530904, 2530905, 2530906**

1,500,923

**EI Cajon BI #015431
(73rd to I-8) *Costs split with City of La Mesa
Work orders 2408322, 2408323**

152,929

**F Street #915282
(7th to 12th)
Work orders 2432430, 2432431, 2432432,
2432433, 2432434, 2432435, 2432437,
2432438, 2432439, 2573960**

657,810

**Federal BI #401596
(47th to Euclid)
Work orders 2525650, 2525654, 2525655,
2525652, 2525653, 2525651, 2525656,
2525657, 2525658**

548,078

**RULE 20A
SAN DIEGO GAS & ELECTRIC COMPANY
REPORT ON CONVERSIONS OF OVERHEAD TO UNDERGROUND
ELECTRIC DISTRIBUTION FACILITIES**

Description and Location

Distribution of Allocation Costs

City/County Total Costs

City of San Diego (Continued)

La Jolla Shores Ph1 #210547
(Torrey Pines to Calle Frescota)
Work orders 2468590, 2468591, 2468593,
2468594, 2468595, 2468596

589,343

La Jolla Shores Ph 1 #402135
(Calle Frescota to Rue Monte Carlo)
Work orders 2487190, 2487191,
2487192, 2487193, 2487194, 2487195

769,152

Logan Av #506643
(43rd to I-805)
Work orders 2526370, 2526372, 2526373,
2526371, 2526374, 2526375, 2526376,
2526377

548,107

Mission Gorge Rd #913942
(Fairmount to Zion)
Work orders 2333873, 2333874, 2333875,
2333872, 2333871, 2333876

1,840,617

Mt Abernathy #602206
(Balboa to Clairemont Mesa Bl)
Work orders 2542360, 2542361, 2542362,
2542363, 2542364, 2542365

716,191

Paradise Valley Rd #303252
(Gilmartin to City Limits)
Work orders 2468341, 2468342,
2468343, 2468344, 2468345

244,928

West Morena Bl #406256
(Southerly & Northerly Crossings)
Work orders 2526710, 2526711,
2526712, 2526713, 2526715

627,481

8,195,559

**RULE 20A
SAN DIEGO GAS & ELECTRIC COMPANY
REPORT ON CONVERSIONS OF OVERHEAD TO UNDERGROUND
ELECTRIC DISTRIBUTION FACILITIES**

Description and Location

Distribution of Allocation Costs

City/County Total Costs

County of San Diego

**Jamacha BI Ph 2 #007601
(Sweetwater Springs to Doubletree)
Work orders 2378405, 2378406,
2378407, 2378408**

639,106

639,106

City of Santee

**Mission Gorge Rd #506314
(Rancho Fanita to Fanita)
Work orders 2522160, 2522161,
2522162, 2522163, 2522164**

997,209

997,209

20A TOTAL:

15,000,963

**RULE 20B
SAN DIEGO GAS & ELECTRIC COMPANY
REPORT ON CONVERSIONS OF OVERHEAD TO UNDERGROUND
ELECTRIC DISTRIBUTION FACILITIES**

<u>Description and Location</u>	<u>Distribution of Allocation Costs</u>		
	<u>Utility</u>	<u>Other</u>	<u>Total</u>
<u>City of Carlsbad</u>			
Carlsbad Ranch Armada Dr Ext #2 Btwn Cannon Rd & Palomar Airport Rd Work orders 2563020, 2563021	35,372	267,912	303,284
Ave Encinas Assmt Dist Av Encinas S/o Windrose Cr Work orders 2496690, 2496692	138,867	99,535	238,402
Mariners Point Unit 1 Ph 1 North Cm de las Ondas E/o Briarwood Dr Work orders 2518640, 2518641, 2518642	22,031	97,773	119,804
Monarch 95-03 Hidden Valley Rd Work orders 2568231	<u>0</u>	<u>28,932</u>	<u>28,932</u>
	196,270	494,152	690,422
<u>City of El Cajon</u>			
HWD Operating Center Vernon Way S/o Fayette St Work orders 2538544, 2538545	<u>8,752</u>	<u>109,481</u>	<u>118,233</u>
	8,752	109,481	118,233

**RULE 20B
SAN DIEGO GAS & ELECTRIC COMPANY
REPORT ON CONVERSIONS OF OVERHEAD TO UNDERGROUND
ELECTRIC DISTRIBUTION FACILITIES**

<u>Description and Location</u>	<u>Distribution of Allocation Costs</u>		
	<u>City/County Total Costs</u>		
	<u>Utility</u>	<u>Other</u>	<u>Total</u>
<u>City of Escondido</u>			
Kit Carson Park Sports Ctr E/o Bear Vly @ Mary Lane Work orders 2544290, 2544291	54,274	90,495	144,769
Koll Eagle Crest Rockwood, Eaglecrest, Clubhouse	<u>36,312</u>	<u>279,741</u>	<u>316,053</u>
	90,586	370,236	460,822
<u>City of San Diego</u>			
Coral Gate Unit 1 Part 1 S/o Cm De la Plaza btwn Tijuana St & Boston Av Work orders 2546810, 2546815	<u>30,750</u>	<u>30,161</u>	<u>60,911</u>
	30,750	30,161	60,911
<u>County of San Diego</u>			
Co. of San Diego Tract 4909 La Canada Rd, N/o & S/o Via Monserate, FB Work orders 2460560, 2495421, 2495423, 2495428	43,139	368,824	411,963
Scripps PW PY/Sycamore Bridge Scripps Poway Pkwy, PW Work orders 2507950, 2507951	9,505	21,138	30,643
Co. of San Diego Tract 4862-1 Dye Rd, RA Work orders 2487267, 2487268	<u>0</u>	<u>79,998</u>	<u>79,998</u>
	52,644	469,960	522,604

**RULE 20B
SAN DIEGO GAS & ELECTRIC COMPANY
REPORT ON CONVERSIONS OF OVERHEAD TO UNDERGROUND
ELECTRIC DISTRIBUTION FACILITIES**

<u>Description and Location</u>	<u>Distribution of Allocation Costs</u>		
	<u>City/County Total Costs</u>		
	<u>Utility</u>	<u>Other</u>	<u>Total</u>
 <u>City of San Juan Capistrano</u>			
<u>Toyota Dealership</u>			
Cmno Capistrano			
N/o Stonehill Dr			
Work orders 2528031, 2528032	<u>48,421</u>	<u>129,622</u>	<u>178,043</u>
	48,421	129,622	178,043
 <u>City of San Marcos</u>			
 SM Tract 357			
N/S Borden Rd @ Fulton Rd			
Work orders 2461000, 2461005	<u>16,070</u>	<u>105,933</u>	<u>122,003</u>
	16,070	105,933	122,003
 =====			
TOTALS: 20B	443,493	1,709,545	2,153,038
=====			

**RULE 20C
SAN DIEGO GAS & ELECTRIC COMPANY
REPORT ON CONVERSIONS OF OVERHEAD TO UNDERGROUND
ELECTRIC DISTRIBUTION FACILITIES**

<u>Description and Location</u>	<u>Distribution of Allocation Costs</u>		
		<u>City/County Total Costs</u>	
	<u>Utility</u>	<u>Other</u>	<u>Total</u>
<u>City of El Cajon</u>			
San Diego County Tract 4930-1			
Aurora Dr			
Work orders 2484592, 2484593	<u>1,943</u>	<u>39,787</u>	<u>41,730</u>
	1,943	39,787	41,730
<u>City of Encinitas</u>			
Saxony Rd N/o Encinitas BI			
Work orders 2580951,2580952	<u>2,031</u>	<u>47,018</u>	<u>49,049</u>
	2,031	47,018	49,049
<u>City of San Diego</u>			
Crockett & Thiel			
7983 Prospect Pl, L J			
Work orders 2559310, 2559311	<u>0</u>	<u>12,334</u>	<u>12,334</u>
	0	12,334	12,334
<u>County of San Diego</u>			
Julian Historical Jail Site			
4th St @ C St, JU			
Work orders 2535340, 2535341	<u>0</u>	<u>5,545</u>	<u>5,545</u>
	0	5,545	5,545
<u>City of San Marcos</u>			
Pleasant Village Apts			
Pleasant Way & Richmar Av			
Work orders 2525220, 2525221	<u>309</u>	<u>20,985</u>	<u>21,294</u>
	309	20,985	21,294
=====			
TOTALS: 20C	4,283	125,669	129,952
=====			



101 Ash Street
San Diego, CA 92101-3017

**PUG 100
C.8209**

March 31, 1999

Mr. Wesley M. Franklin, Executive Director
California Public Utilities Commission
505 Van Ness Avenue
San Francisco, CA 94102

Subject: 1998 REPORT OF RULE 20A CONVERSIONS

In accordance with Ordering Paragraph 7 of Decision 73078 in Case 8209, Sempra Energy, on behalf of San Diego Gas & Electric Company, is submitting herewith a full report on conversion work completed during the year 1998, including a list and description of each project. You will find the report broken into categories of Rule 20A, 20B, and 20C.

The overall status of our Rule 20A conversion program in our service territory as of December 31, 1998, and a list of definitions, in accordance with the format requested by the California Public Utilities Commission, is contained in the attached report.

If you have any questions regarding the 20A Conversion Report, please call Margee Moore, Regulatory Case Administrator, at (619) 696-4323.

Sincerely,

A handwritten signature in cursive script that reads "Margee Moore for".

J. Steve Rahon
Regulatory Case Manager

cc: S.D. Davis – SDG&E
W. L. Reed – Sempra
P.J. Zellers – SDG&E SD 1100
K.P. Coughlan – CPUC – SF
Pacific Gas & Electric
Southern California Edison
Pacific Bell

REPORT OF RULE 20A CONVERSIONS

UTILITY: SAN DIEGO GAS AND ELECTRIC COMPANY

YEAR ENDING: 1998

ALLOCATIONS FOR CONVERSIONS

1.	Total Allocations (1968-1997)		<u>379,464,786</u>
2.	Report Year's Allocation (1998)	<u>22,285,613</u>	
3.	Total Allocations Through Report Year (1968-1998) (1+2)		<u>401,750,399</u>

EXPENDITURES FOR CONVERSIONS

4.	Total Expended for Completed Conversions (1968-1997) (from 1997 report)	<u>269,381,396*</u>	
5.	Total Report Year Expended for Completed Conversions (1998)	<u>18,064,758</u>	
6.	Total Expended for Completed Conversions Through Report Year (1968-1998) (4+5)		<u>287,446,154</u>
7.	Total Expended on Conversions Not Completed by Report Year-End (1998)	<u>11,793,180</u>	
8.	Total Expended (6+7)		<u>299,239,334</u>

TOTAL UNEXPENDED FUNDS (3-8)

9.	If Expenditures are Greater Than Allocations	<u>5-</u>	<u>-0-</u>
10.	If Allocations are Greater Than Expenditures (One of the above (9or10) will always be -0-)		<u>102,511,065</u>

FUNDS COMMITTED

11.	Total Funds Authorized to Complete Partially Completed Jobs shown on Line 7	<u>8,215,105</u>	
12.	Funds for Jobs Not Under Construction where U.G. Districts have been formed under enabling legislation	<u>25,375,837</u>	
13.	Total Committed (11+12)		<u>33,590,942</u>

ADDITIONAL FUNDS COMMITTED

14.	Funds Required for Identified Projects Under Study by Active U.G. Communities as of Report Year Ending (Projected through 1997)	<u>45,559,382</u>	
-----	--	-------------------	--

MEMO INFORMATION

15.	Advance for Specific Communities Beyond Current Allocations		<u>851,366</u>
16.	Reserve Funds Held for Specific Communities for Which No Specific Current Projects are Under Study as of Report Year-End.		<u>23,360,741</u>
17.	Expenditures to Case 9365 (Transmission Dollars which are included in the Total Cost above in Line 8)		<u>11,006,948</u>

* Adjustment to total

RULE 20A DEFINITIONS

1. Total Rule 20A funds committed by the Utility. This amount is equal to the Company's total allocation from the year of inception to prior report year.
2. This amount is the Company total for the report year Rule 20A allocation.
3. Total of line 1 plus line 2 which is the base for this year's report.
4. Total expended for completed conversion jobs from inception through prior report year.
5. Total expended for completed conversion jobs for the report year.
6. Total of line 4 plus line 5.
7. Total expended for conversion jobs not yet completed through report year.
8. Total of line 6 plus line 7.
9. Expenditures that are greater than allocations:
Line 8 minus line 3 = overexpended funds.
10. Expenditures that are less than allocations:
Line 3 minus line 8 = unexpended funds.
11. Total funds authorized to complete the conversion jobs reported in item line 7.
12. Funds committed for conversion jobs where the Underground District has been established under enabling legislation.
13. Total of line 11 plus line 12.
14. Additional funds committed for specific identified jobs under study by active U.G. communities as of report year ending.
15. The total sum for specific aggressive communities that have expended and committed funds that exceed their report year allocation.
16. The total sum for specific communities that have not expended or committed funds equal to their report year allocation.
17. Expenditures to Case 9365 (Transmission dollars which are included in line 8 above.)

TOTAL SUMMARY
SAN DIEGO GAS & ELECTRIC COMPANY
REPORT ON CONVERSIONS OF OVERHEAD TO UNDERGROUND
ELECTRIC DISTRIBUTION FACILITIES
YEAR 1998

<u>Rule</u>	<u>Location</u>	<u>Distribution of Costs</u>
20A		
	City of Carlsbad	542,537
	City of Chula Vista	949,765
	City of El Cajon	1,125,715
	City of Encinitas	976,222
	City of Laguna Hills	934,450
	City of National City	1,101,654
	City of Oceanside	1,571,089
	City of Poway	408,682
	City of San Clemente	172,224
	City of San Diego	7,021,350
	County of San Diego	3,039,123
	City of Solana Beach	221,947
		=====
	20A Totals:	\$18,064,758
		=====

TOTAL SUMMARY
SAN DIEGO GAS & ELECTRIC COMPANY
REPORT ON CONVERSIONS OF OVERHEAD TO UNDERGROUND
ELECTRIC DISTRIBUTION FACILITIES
YEAR 1998

<u>RULE</u>	<u>LOCATION</u>	<u>DISTRIBUTION OF COSTS</u>		
		<u>Utility</u>	<u>Other</u>	<u>Total</u>
20B	City of Escondido	10,749	95,327	106,076
	City of Poway	23,766	79,169	102,935
	City of San Diego	68,770	329,659	398,429
	County of San Diego	33,337	157,289	190,626
	City of San Marcos	34,079	97,295	131,374
20B Totals:		170,701	758,739	929,440
20C	City of Escondido	2,877	92,455	95,332
20C Totals:		2,877	92,455	95,332

1,024,772

RULE 20A
 SAN DIEGO GAS & ELECTRIC COMPANY
 REPORT ON CONVERSIONS OF OVERHEAD TO UNDERGROUND
 ELECTRIC DISTRIBUTION FACILITIES

Description and Location

Distribution of Allocation Costs

City/County Total Costs

City of Carlsbad

Palomar Airport Rd Ph B #213270

(El Cm Real to Yarrow St)

Work orders 2472000,2472001,2472002,
2472004

542,537

542,537

City of Chula Vista

E Street Ph 1 #303444

(Broadway to 4th)

Work orders 2474570,2474571,2474572,
2474573,2474574,2474575,2617712

949,765

949,765

City of El Cajon

2nd Street #507859

(E Main St to Naranca Av)

Work orders 2525830,2525831,2525832,
2525833, 2525834

1,125,715

1,125,715

City of Encinitas

Encinitas Bl #503484

(Saxony to 500' east)

Work orders 2512550, 2512551, 2512552,
2512553

280,679

San Elijo Av #208869

(Newcastle/Mozart to Chesterfield)

Work orders 2494960, 2494961, 2494962,
2494963, 2494964

695,543

976,222

City of Laguna Hills

Cabot Rd #403291

(La Paz to Nellie Gail)

Work orders 2493000, 2493001, 2493003,
2493004, 2493005

934,450

934,450

RULE 20A
SAN DIEGO GAS & ELECTRIC COMPANY
REPORT ON CONVERSIONS OF OVERHEAD TO UNDERGROUND
ELECTRIC DISTRIBUTION FACILITIES

Description and Location

Distribution of Allocation Costs

City/County Total Costs

City of National City

Highland Av Ph 1 #603962

(Division to Plaza)

Work orders 2546080, 2546081, 2546082,
2546083, 2546084, 2546085, 2546086,
2546087

1,101,654

1,101,654

City of Oceanside

Surfrider Way (6th Av) #502894

(Hill St to Myers Av)

Work orders 2511460, 2511461, 2511463,
2511465, 2511466 -

5-

708,847

Coast Highway #210550

(Morse St to Godfrey St)

Work orders 2468200, 2468201, 2468202,
2468203, 2468204, 2468206, 2468209

862,242

1,571,089

City of Poway

Espola Rd #510772

(West of Bridlewood)

Work orders 2548800, 2548801, 2548803,
2548804, 2548805, 2548806, 2548809,
2571830

408,682

408,682

City of San Clemente

Trafalgar Ln #602394

(Ola Vista East 650')

Work orders 2545252, 2545253
2545254

172,224

172,224

RULE 20A
SAN DIEGO GAS & ELECTRIC COMPANY
REPORT ON CONVERSIONS OF OVERHEAD TO UNDERGROUND
ELECTRIC DISTRIBUTION FACILITIES

<u>Description and Location</u>	<u>Distribution of Allocation Costs</u>
	<u>City/County Total Costs</u>

City of San Diego

Broadway #604331

(12th to I-5)

Work orders 2547030, 2547031, 2547032,
2547033, 2547034

468,772

F Street #407197

(12th to Hwy 94)

Work orders 2526420, 2526421, 2526422,
2526423, 2526424

660,355

Fairmount/Montezuma #833284

(Tallmadge Cyn Rd to Cm del Rio So to Tallmadge
Cyn Rd & Fairmount to Collwood)

Work orders 2629370, 2629372, 2629373

524,456

Field St #401466

(Burgener to Cowley Wy)

Work orders 2486060, 2486061, 2486062,
2486063, 2486064, 2486065

211,763

G Street #408488

(7th to Hwy 94)

Work orders 2526411, 2526412, 2526413,
2526414, 2526415, 2526416, 2526418

1,363,436

Landis St #704144

(43rd to Chamoune)

Work orders 2601650, 2601651, 2601652,
2601653, 2601654

409,185

Market St #408489

(6th to 12th)

Work orders 2530910, 2530912, 2530913,
2530914, 2530915

886,665

Saturn BI #403185

(Elder to Palm)

Work orders 2488970, 2488971, 2488972,
2488973, 2488974

533,052

RULE 20A
SAN DIEGO GAS & ELECTRIC COMPANY
REPORT ON CONVERSIONS OF OVERHEAD TO UNDERGROUND
ELECTRIC DISTRIBUTION FACILITIES

Description and Location

Distribution of Allocation Costs

City/County Total Costs

City of San Diego (Continued)

Sunset Cliffs Rd #302873

(Newport to Brighton)

Work orders 2472970, 2472971, 2472972,
2472975, 2472976

315,287

Sunset Cliffs BI #409951

(Brighton to W Pt Loma BI)

Work orders 2603670, 2603671, 2603672,
2603673, 2603674, 2603676

671,156

West Pt Loma BI #402784

(Sunset Cliffs to Nimitz)

Work orders 2526731, 2526732, 2526733,
2526734, 2526735

478,844

Wightman St #603959

(43rd to Chamoune)

Work orders 2546070, 2546074, 2546075,
2546076, 2546077

498,379

7,021,350

County of San Diego

El Apajo #609952

(Via de Santa Fe)

Work orders 2569981, 2569982, 2569983,
2569984

507,816

Jamacha BI Ph 1 #007601

(Doubletree to Hwy 94)

Work order 2378400, 2378402, 2378401,
2378403, 2636480

468,809

**RULE 20A
 SAN DIEGO GAS & ELECTRIC COMPANY
 REPORT ON CONVERSIONS OF OVERHEAD TO UNDERGROUND
 ELECTRIC DISTRIBUTION FACILITIES**

Description and Location

Distribution of Allocation Costs

City/County Total Costs

County of San Diego (Continued)

Mast BI #211702

(East end to Riverside Dr)
 Work orders 2473400, 2473401, 2473402,
 2473403, 2473404

694,032

Mountain Meadow #300342

(I-5 to Hidden Meadows Rd)
 Work orders 2485910, 2485911, 2485912,
 2485913, 2485914, 2485915, 2619430,
 2619431, 2619432, 2619433

1,192,887

SR54/94 #604151

(Jamacha Bl @ Campo Rd)
 Work orders 2546663, 2546666, 2546667,
 2546668

175,579

3,039,123

City of Solana Beach

Cedros Av Ph 2 #707001

(Cliff St to train station)
 Work orders 2608550, 2608551,
 2608552, 2608553

221,947

221,947

20A TOTAL:

18,064,758

RULE 20B
SAN DIEGO GAS & ELECTRIC COMPANY
REPORT ON CONVERSIONS OF OVERHEAD TO UNDERGROUND
ELECTRIC DISTRIBUTION FACILITIES

<u>Description and Location</u>	<u>Distribution of Allocation Costs</u>		
		<u>City/County Total Costs</u>	
	<u>Utility</u>	<u>Other</u>	<u>Total</u>
<u>City of Escondido</u>			
Vintage Creek La Honda Dr N/o Campo Pl Work orders 2470167, 2470168	10,749	95,327	106,076
<u>City of Poway</u>			
Rolling Hills Est Pomerado Rd @ Scripps Py Pky Work orders 2573164, 2573162	23,766	79,169	102,935
<u>City of San Diego</u>			
Vons - La Jolla Girard Avenue Work orders 2564631, 2564634	0	47,505	47,505
Chargers Training Facilities Murphy Cyn Rd S/o Balboa Av Work orders 2531240, 2531241	57,140	21,556	78,696
Carmel Vly NBHD 10 Ph 1 Carmel Country Rd Work orders 2526180, 2526181	<u>11,630</u>	<u>260,598</u>	<u>272,228</u>
	68,770	329,659	398,429

RULE 20B
SAN DIEGO GAS & ELECTRIC COMPANY
REPORT ON CONVERSIONS OF OVERHEAD TO UNDERGROUND
ELECTRIC DISTRIBUTION FACILITIES

<u>Description and Location</u>	<u>Distribution of Allocation Costs</u>		
	<u>City/County Total Costs</u>		
	<u>Utility</u>	<u>Other</u>	<u>Total</u>
<u>County of San Diego</u>			
Rancho Cielo Ph 3			
Del Dios Hy & Cl Ambiente, RS			
Work order 2561090	15,385	77,398	92,783
Work order 2561091	0	51,986	51,986
Chris Robbins			
Via Rancheros @ Vista Palomar, FB			
Work order 2549610	7,231	4,197	11,428
Borrego Spgs Pk Annex Unit #2			
Backnine Dr N/W of Foursome Dr, BR			
Work order 2422455	<u>10,721</u>	<u>23,708</u>	<u>34,429</u>
	33,337	157,289	190,626
<u>City of San Marcos</u>			
Twin Oaks Vly Rd			
S Tn Oaks Vly Rd S/o Craven			
Work order 2504480	0	53,800	53,800
Work order 2504482	34,079	28,097	62,176
Richland Hills Golf Ctr			
842 Nordahl Rd			
Work order 2607910	<u>0</u>	<u>15,398</u>	<u>15,398</u>
	34,079	97,295	131,374
=====			
TOTALS: 20B	170,701	758,739	929,440
=====			

RULE 20C
SAN DIEGO GAS & ELECTRIC COMPANY
REPORT ON CONVERSIONS OF OVERHEAD TO UNDERGROUND
ELECTRIC DISTRIBUTION FACILITIES

<u>Description and Location</u>	<u>Distribution of Allocation Costs</u>		
	<u>City/County Total Costs</u>		
	<u>Utility</u>	<u>Other</u>	<u>Total</u>
<u>City of Escondido</u>			
Escondido Tract 775 R			
Felcita Ct @ Felcita Pl			
Work orders 2564540, 2564541	317	29,450	29,767
LDS Church			
Felcita @ Gamble			
Work order 2538082	<u>2,560</u>	<u>63,005</u>	<u>65,565</u>
	2,877	92,455	95,332
=====			
TOTALS: 20C	2,877	92,455	95,332
=====			



101 Ash Street
San Diego, CA 92101-3017

PUG 100
C.8209

April 12, 2000

Mr. Wesley M. Franklin, Executive Director
California Public Utilities Commission
505 Van Ness Avenue
San Francisco, CA 94102

Subject: REVISED 1999 REPORT OF RULE 20A CONVERSIONS

On March 31, Sempra Energy submitted San Diego Gas & Electric Company's 1999 Report on Rule 20 A conversions in accordance with Ordering Paragraph 7 of Decision 73078 in Case 8209. It has come to our attention that there were some errors on a couple completed project costs, therefore, we are providing a revised Rule 20A conversion report. These changes were minor in nature and reflect a small change in the overall completed conversion projects for 1999.

If you have any questions regarding the 20A Conversion Report, please call Margee Moore, Regulatory Case Administrator, at (619) 696-4323.

Sincerely,

A handwritten signature in cursive script that reads "C. Richard Swanson".

C. Richard Swanson
Regulatory Tariff Manager

cc: S.D. Davis – SDG&E
W.L. Reed – Sempra
P.J. Zellers – SDG&E
K.P. Coughlan – CPUC – SF
W. Gaffney – CPUC - SF
Pacific Gas & Electric
Southern California Edison
Pacific Bell

REPORT OF RULE 20A CONVERSIONS

UTILITY: SAN DIEGO GAS AND ELECTRIC COMPANY

YEAR ENDING: 1999

ALLOCATIONS FOR CONVERSIONS

1.	Total Allocations (1968-1998)		<u>401,750,399</u>
2.	Report Year's Allocation (1999)	<u>22,169,031</u>	
3.	Total Allocations Through Report Year (1968-1999) (1+2)		<u>423,919,430</u>

EXPENDITURES FOR CONVERSIONS

4.	Total Expended for Completed Conversions (1968-1998) (from 1998 report)	<u>287,446,154</u>	
5.	Total Report Year Expended for Completed Conversions (1999)	<u>17,715,235*</u>	
6.	Total Expended for Completed Conversions Through Report Year (1968-1999) (4+5)		<u>305,161,389</u>
7.	Total Expended on Conversions Not Completed by Report Year-End (1999)	<u>16,041,825</u>	
8.	Total Expended (6+7)		<u>321,203,214</u>

TOTAL UNEXPENDED FUNDS (3-8)

9.	If Expenditures are Greater Than Allocations		<u>-0-</u>
10.	If Allocations are Greater Than Expenditures (One of the above (9or10) will always be -0-)		<u>102,716,216</u>

FUNDS COMMITTED

11.	Total Funds Authorized to Complete Partially Completed Jobs shown on Line 7	<u>5,536,893</u>	
12.	Funds for Jobs Not Under Construction where U.G. Districts have been formed under enabling legislation	<u>20,487,691</u>	
13.	Total Committed (11+12)		<u>25,409,061</u>

ADDITIONAL FUNDS COMMITTED

14.	Funds Required for Identified Projects Under Study by Active U.G. Communities as of Report Year Ending (Projected through 2000)	<u>63,248,534</u>	
-----	--	-------------------	--

MEMO INFORMATION

15.	Advance for Specific Communities Beyond Current Allocations		<u>142,376</u>
16.	Reserve Funds Held for Specific Communities for Which No Specific Current Projects are Under Study as of Report Year-End.		<u>14,058,621</u>
17.	Expenditures to Case 9365 (Transmission Dollars which are included in the Total Cost above in Line 8)		<u>11,222,394</u>

* Adjustment to total

RULE 20A DEFINITIONS

1. Total Rule 20A funds committed by the Utility. This amount is equal to the Company's total allocation from the year of inception to prior report year.
2. This amount is the Company total for the report year Rule 20A allocation.
3. Total of line 1 plus line 2 which is the base for this year's report.
4. Total expended for completed conversion jobs from inception through prior report year.
5. Total expended for completed conversion jobs for the report year.
6. Total of line 4 plus line 5.
7. Total expended for conversion jobs not yet completed through report year.
8. Total of line 6 plus line 7.
9. Expenditures that are greater than allocations:
Line 8 minus line 3 = overexpended funds.
10. Expenditures that are less than allocations:
Line 3 minus line 8 = unexpended funds.
11. Total funds authorized to complete the conversion jobs reported in item line 7.
12. Funds committed for conversion jobs where the Underground District has been established under enabling legislation.
13. Total of line 11 plus line 12.
14. Additional funds committed for specific identified jobs under study by active U.G. communities as of report year ending.
15. The total sum for specific aggressive communities that have expended and committed funds that exceed their report year allocation.
16. The total sum for specific communities that have not expended or committed funds equal to their report year allocation.
17. Expenditures to Case 9365 (Transmission dollars which are included in line 8 above.)

TOTAL SUMMARY
SAN DIEGO GAS & ELECTRIC COMPANY
REPORT ON CONVERSIONS OF OVERHEAD TO UNDERGROUND
ELECTRIC DISTRIBUTION FACILITIES
YEAR 1999

<u>Rule</u>	<u>Location</u>	<u>Distribution of Costs</u>
20A		
	City of Coronado	626,394
	City of Chula Vista	689,036
	City of Encinitas	1,433,703
	City of Escondido	1,374,478
	City of Laguna Hills	206,062
	City of San Diego	9,310,909
	County of San Diego	3,116,370
	20A Totals:	\$16,756,952
	Adjustments to previously reported jobs	958,283
	20A Grand Totals:	<u>\$17,715,235</u>

**TOTAL SUMMARY
 SAN DIEGO GAS & ELECTRIC COMPANY
 REPORT ON CONVERSIONS OF OVERHEAD TO UNDERGROUND
 ELECTRIC DISTRIBUTION FACILITIES
 YEAR 1999**

<u>RULE</u>	<u>LOCATION</u>	<u>DISTRIBUTION OF COSTS</u>		
		<u>Utility</u>	<u>Other</u>	<u>Total</u>
20B	City of Carlsbad	214,619	146,922	361,541
	City of Chula Vista	28,782	52,405	81,187
	City of El Cajon	3,748	20,282	24,030
	City of Escondido	162,445	173,310	335,755
	City of National City	10,576	39,509	50,085
	City of Oceanside	40,614	97,193	137,807
	City of Poway	75,852	46,914	122,766
	City of San Diego	303,843	218,517	522,360
	County of San Diego	117,972	122,483	240,455
	City of San Juan Capistrano	10,422	19,794	30,216
	City of San Marcos	344,861	156,254	501,115
	City of Vista	39,447	27,126	66,573

20B Totals:	1,353,181	1,120,709	2,473,890
--------------------	------------------	------------------	------------------

20C	City of Carlsbad	15,598	52,133	67,731
	City of Encinitas	15,610	74,638	90,248
	City of Escondido	28,110	59,500	87,610
	City of National City	780	10,950	11,730
	City of Oceanside	24,377	70,235	94,612
	City of Poway	3,715	47,921	51,636
	City of Solana Beach	4,500	17,341	21,841
	City of San Diego	11,377	36,665	48,042
	County of San Diego	88,890	358,550	447,440
	City of San Marcos	11,279	26,196	37,475
	City of Vista	9,351	38,172	47,523

20C Totals:	213,587	792,301	1,005,888
--------------------	----------------	----------------	------------------

3, 479,778

RULE 20A
SAN DIEGO GAS & ELECTRIC COMPANY
REPORT ON CONVERSIONS OF OVERHEAD TO UNDERGROUND
ELECTRIC DISTRIBUTION FACILITIES

<u>Description and Location</u>	<u>Distribution of Allocation Costs</u>	
	<u>City/County Total Costs</u>	
<u>City of Coronado</u>		
Glorietta BI #604467 (Ynez Pl to Pomona) Work orders 2547290,2547291,2547292, 2547293, 2547294,2547297	626,394	626,394
— Trench footage: 2436 ft Poles removed: 16		
<u>City of Chula Vista</u>		
Main St #501105 (Industrial to Broadway) Work orders 2525340,2525341,2525342, 2525343,2525344	689,036	689,036
— Trench footage: 4450ft Poles removed: 29		
<u>City of Encinitas</u>		
Leucadia BI East #504118 (I-5 to Sidonia) Work orders 2525261,2525262,2525263, 2525264, 2525265,2525269	322,518	322,518
— Trench footage: 6353 Poles removed: 47 *Trench payment to City of Encinitas To be made in 2000		
Vulcan Ave #208918 (D, E, & F Sts/McNeil Av) Work orders 2583530, 2583531, 2583532, 2583533, 2583534,2583535,2583537	1,111,185	1,111,185
Trench footage: 5169 ft Poles removed: 36		
<u>City of Escondido</u>		
Escondido BI #506488 (5 th to 15 th Av) Work orders 2547310, 2547311, 2547312, 2547313, 2547315	1,374,478	1,374,478
Trench footage: 9727 ft Poles removed: 48		

**RULE 20A
SAN DIEGO GAS & ELECTRIC COMPANY
REPORT ON CONVERSIONS OF OVERHEAD TO UNDERGROUND
ELECTRIC DISTRIBUTION FACILITIES**

Description and Location

Distribution of Allocation Costs

City/County Total Costs

City of Laguna Hills

Oso Pkwy/Cabot Rd #834497

(Cabot Rd right turn lane)

Work orders 2639960,2639962,2639963

2645060

206,062

206,062

Trench footage: 490

Poles Removed: 2

City of San Diego

40th St #604165

(Landis to Adams)

Work orders 2546750, 2546751, 2546752,

2546753, 2546754

750,391

Trench footage: 1509 ft

Poles removed: 8

43rd St #500482

(Newton to Division)

Work orders 2539660,2539661, 2539662,

2539663, 2539664, 2539665, 2539666,

2539668, 2539669, 2613621, 2613622,

2613623,2613624,2613626,2613627,2613628

1,695,311

Trench footage: 7875 ft

Poles removed: 66

College Grove Dr #915252

(55th to W/o College Grove Way)

Work orders 2526390, 2526391, 2526392,

2526393, 2526394, 2526395

789,939

Trench footage: 4270 ft

Poles removed: 19

Cortez Hill #402764

(Ash to Cedar, 7th to 9th)

Work orders 2523010, 2523013, 2523014,

2523015, 2523016,2687060

666,467

Trench footage: 5425 ft

Poles removed: 35

Eastgate Mall #706879

(Genesee to I-805)

Work orders 2608280, 2608281, 2608282,

2608283, 2608284

79,525

Trench footage: 758 ft

Poles removed: 9

**RULE 20A
SAN DIEGO GAS & ELECTRIC COMPANY
REPORT ON CONVERSIONS OF OVERHEAD TO UNDERGROUND
ELECTRIC DISTRIBUTION FACILITIES**

<u>Description and Location</u>	<u>Distribution of Allocation Costs</u>	
	<u>City/County Total Costs</u>	
City of San Diego (continued)		
Federal BI #411515 (60 th to McArthur) Work orders 2503630, 2503631, 2503632, 2503633, 2503634, 2503637, 2503638 Trench footage: 2800 ft Poles removed: 20	576,580	
Goldfinch St #710002 (Washington to Lewis) Work orders 2614860, 2614861, 2614862, 2614863, 2614864 Trench footage: 1485 Poles removed: 11	393,194	
Harbor Dr #705360 (5 th Av to bridge) Work orders 2604850, 2604851, 2604852, 2604853, 2604854 Trench footage: 2464 Poles removed: 14	1,042,383	
Oceanview BI #303390 (25 th to 29th) Work orders 2468560, 2468561, 2468562, 2468563, 2468564, 2468567 Trench footage: 5513 ft Poles removed: 22	817,568	
Skyline Dr #303126 (Trinidad to 66 th) Work orders 2468230, 2468231, 2468232, 2468233, 2468234, 2468235, 2468236, 2468238, 2468239, 2685370 Trench footage: 8459 ft Poles removed: 64	1,441,255	
State St #702932 (Ash to Juniper) Work orders 2601740, 2601741, 2601742, 2601743, 2601744, 2601745, 2601746 Trench footage: 5461 Poles removed: 36	1,058,296	9,310,909

RULE 20A
SAN DIEGO GAS & ELECTRIC COMPANY
REPORT ON CONVERSIONS OF OVERHEAD TO UNDERGROUND
ELECTRIC DISTRIBUTION FACILITIES

Description and Location

Distribution of Allocation Costs

City/County Total Costs

County of San Diego

Channel Rd #213199

(Lakeside Av to Maplevue St)

Work orders 2525311, 2525312, 2525313,
2525314, 2525315, 2525316

485,855

Trench footage: 4818 ft

Poles removed: 15

Los Coches Ph 1 #300762

(Old Hwy 80 to Hahana)

Work order 2487870, 2487871, 2487872,
2487873, 2487874

1,181,885

Trench footage: 6305 ft

Poles removed: 24

Los Coches Ph2 #300762

(Hahana to Julian)

Work order 2487875, 2487876, 2487877,
2487878, 2487879

1,024,160

Trench footage: 9655 ft

Poles removed: 31

Mission Rd Ph 1

201112

(Winterhaven Rd to Airpark Rd)

Work order 2465480, 2465481, 2465482,
2465483, 2465484, 2524749

424,470

3,116,370

Trench footage: 4585 ft

Poles removed: 30

20A TOTAL:

16,756,952

100,007 TRENCH FEET

546 POLES REMOVED

RULE 20B
SAN DIEGO GAS & ELECTRIC COMPANY
REPORT ON CONVERSIONS OF OVERHEAD TO UNDERGROUND
ELECTRIC DISTRIBUTION FACILITIES

<u>Description and Location</u>	<u>Distribution of Allocation Costs</u>		
	<u>Utility</u>	<u>Other</u>	<u>Total</u>
<u>City of Carlsbad</u>			
CB Ranch-Palomar Apt Rd e/o Armada To Hidden Vly Rd Work Order 2558910, 2558911	\$119,145	\$101,968	\$221,113
CB Tr 94-06 A3 PRI Sts S/E Of Av Encinas Work Order 2622431, 2622432	\$80,296	\$17,867	\$98,163
Mariano Tr 07-14 Ph 1 Aviara Pk n/o Plum Tree Work Order 2647283, 2647282	\$7,004	\$9,957	\$16,961
Rho Carrillo Ph 4 Poinsettia s/o Melrose Av Work Order 2579530, 2579531	\$8,174	\$17,130	\$25,304
	\$214,619	\$146,922	\$361,541
<u>City of Chula Vista</u>			
Family Service Ctr 690 Oxford Work Order 2642421, 2642423	\$28,782	\$52,405	\$81,187
<u>City of El Cajon</u>			
Granite Hills Glen Ph 1 Granite Hls Dr e/o Jamacha Rd Work Order 2613340, 2613341	\$3,748	\$20,282	\$24,030
<u>City of Escondido</u>			
Esc Tr 4781-1 Via Rho Py & Old Sn Pasqual Rd Work Order 2619490, 2619491	\$70,274	\$50,190	\$120,464
Esc Tr 703 Honeysuckle Wy e/o Conway Work Order 2612342, 2612343	\$38,654	\$15,459	54,113
Esc Tr 754 11 Av e/o Alhudson Work Order 2558375	\$0	\$44,399	\$44,399
Escondido Tract 801 Conway Dr s/o Lehner Av Work Order 2645070, 2645071	\$20,578	\$24,760	\$45,338
Escondido Tract 801 Vista Av e/o Conway Dr Work Order 2645072, 2645073	\$5,542	\$7,283	\$12,825

**RULE 20B
SAN DIEGO GAS & ELECTRIC COMPANY
REPORT ON CONVERSIONS OF OVERHEAD TO UNDERGROUND
ELECTRIC DISTRIBUTION FACILITIES**

<u>Description and Location</u>	<u>Distribution of Allocation Costs</u>		
	<u>City/County Total Costs</u>		
	<u>Utility</u>	<u>Other</u>	<u>Total</u>
<u>City of Escondido (continued)</u>			
Rancho Verde Ph 2 n/o Hamilton Ln w/o Eucalyptus Work Order 2626250, 2626251	\$27,397	\$31,219	\$58,616
	\$162,445	\$173,310	\$335,755
<u>City of National City</u>			
SW Auth Grndwtr Wells Ph1 2nd Av 200' s/o 30th St Work Order 2538461,2538462	\$10,576	\$ 39,509	\$50,085
<u>City of Oceanside</u>			
Mossy Nissan Haymar Rd w/o College Bl Work Order 2627770, 2627771	\$40,614	\$97,193	\$ 137,807
<u>City of Poway</u>			
Old Coach Golf Est Ph1 U1 Old Coach Rd & Old Coach Wy Work Order 2618560, 2618561	\$42,389	\$11,098	\$53,487
Poway Tr 90-04 Footman Ln @ Country Ln Work Order 2638460, 2638461	\$33,463	\$35,816	\$69,279
	\$75,852	\$46,914	\$122,766
<u>City of San Diego</u>			
Alvarado Estates Yerba Santa Dr/Mesquite Rd Work Order 2621655, 2621659	\$32,371	\$63,371	\$95,742
Calif Terraces S/O Palm Av e/o 805 Work Order 2450552	\$41,603	\$70,413	\$112,016
Corporate Research Park Vs Srrnto Py & Director's Pl Work Order 2612500, 2612501	\$100,017	\$33,549	\$133,566
Fenton-Western Properties Friars Rd e/o Hwy 805 Work Order 2537830	\$75,612	\$23,070	\$98,682
Liew's Subdivision Trry Hl Ln e/o Old El Cm Real Work Order 2615170, 2615171	\$13,469	\$4,498	\$17,967

**RULE 20B
SAN DIEGO GAS & ELECTRIC COMPANY
REPORT ON CONVERSIONS OF OVERHEAD TO UNDERGROUND
ELECTRIC DISTRIBUTION FACILITIES**

<u>Description and Location</u>	<u>Distribution of Allocation Costs</u>		
	<u>City/County Total Costs</u>		
	<u>Utility</u>	<u>Other</u>	<u>Total</u>
<u>City of San Diego (continued)</u>			
Orange Av Btw Hunte Py & Wueste Rd Work Order 2644740, 2644742	\$4,196	\$16,960	\$21,156
Rho Lakes Estates Pvt Rd n/o Neiman Rch Rd Work Order 2575480, 2575481	\$13,942	\$4,056	\$17,998
SD Cty Tr4875 Ph2 E/O Rho Sta Fe Farms Rd Work Order 2502021, 2502022	\$22,633	\$2,600	\$25,233
	\$303,843	\$218,517	\$522,360
<u>County of San Diego</u>			
Agee Const- El Vuelo Conv w/o Via De Maya Work Order 2638780, 2638781	\$28,717	\$21,157	\$49,874
Borrego Spgs Pk Annex #2 Backnine Dr n/w Foursome Dr Work Order 2422456	\$6,352	\$9,302	\$15,654
Doan Const 15651 Puerta Del Sol Work Order 2580920,2580921	\$14,793	\$2,416	\$17,209
Hewett Residence 6977 Las Colinas Work Order 2668460, 2668461	\$10,947	\$7,855	\$18,802
Julian High School Hwy 78 e/o Cape Horn Work Order 2638544, 2638545	\$37,562	\$58,022	\$95,584
Sun River Cnty Tract 4941 Alpine Bl & S Grade Rd Work Order 2638050, 2638051	\$5,069	\$12,903	\$17,972
TPM 19469 Tierra Vista @ Valle Del Sol Work Order 2644700, 2644701	\$14,532	\$10,828	\$25,360
	\$117,972	\$122,483	\$240,455
<u>City of San Juan Capistrano</u>			
Tract 15609 Suncal Valle Rd s/o La Novia Work Order 2614353, 2614354	\$10,422	\$19,794	\$30,216

**RULE 20B
SAN DIEGO GAS & ELECTRIC COMPANY
REPORT ON CONVERSIONS OF OVERHEAD TO UNDERGROUND
ELECTRIC DISTRIBUTION FACILITIES**

<u>Description and Location</u>	<u>Distribution of Allocation Costs</u>		
	<u>City/County Total Costs</u>		
	<u>Utility</u>	<u>Other</u>	<u>Total</u>
<u>City of San Marcos</u>			
Bridge-Low Inc Housing Craven Rd & Twn Oaks Vly Rd Work Order 2571871	\$0	\$12,857	\$12,857
Commerce Square San Marcos Bl & Knoll Rd Work Order 2642651, 2642652	\$1,944	\$23,201	\$25,145
Rancho Coronado w/o Bridge Housing Work Order 2625730, 2625731	\$199,658	\$14,509	\$214,167
Rho Coronado Village K s/w Cor Coronado Hills & La Moree Work Order 2640980, 2640982	\$34,314	\$41,565	\$75,879
TSM 392 Ph III Rose Rch Rd & Richland Rd Work Order 2578450, 2578454	\$56,225	\$0	\$56,225
Twin Oaks Vly Rd TSM 356 Twin Oaks Vly Rd Work Order 2612210, 2612211	\$52,720	\$64,122	\$116,842
	\$344,861	\$156,254	\$501,115
<u>City of Vista</u>			
Main St Btwn N Ste Fe & Citrus Av Work Order 2646330, 2646331	\$39,447	\$27,126	\$66,573
TOTALS: 20B	\$1,353,181	\$1,120,709	2,473,890

**RULE 20C
SAN DIEGO GAS & ELECTRIC COMPANY
REPORT ON CONVERSIONS OF OVERHEAD TO UNDERGROUND
ELECTRIC DISTRIBUTION FACILITIES**

<u>Description and Location</u>	<u>Distribution of Allocation Costs</u>		
	<u>City/County Total Costs</u>		<u>Total</u>
	<u>Utility</u>	<u>Other</u>	
<u>City of Carlsbad</u>			
CB Tr 96-08 Centerstone CB Chinquapin @ Jefferson Work Order 2662780,2662781	\$7,464	\$29,850	\$37,314
Leucadia Pump Station Saxony & La Costa Av Work Order 2617150, 2617151	\$8,134	\$22,283	\$30,417
	\$15,598	\$52,133	\$67,731
<u>City of Encinitas</u>			
Addison/Josh 184 Jason Work Order 2625150, 2625151	\$766	\$10,533	\$11,299
Encinitas Tr 88-245 Stratford Knoll @ Lone Jack Rd Work Order 2622160, 2622161	\$8,749	\$23,871	\$32,620
The Gifted School 2232 Encinitas Work Order 2611730, 2611732	\$5,107	\$39,053	\$44,160
Wagner, Wayne 1310 Saxon Work Order 2636711,2636712	\$988	\$1,181	\$2,169
	\$15,610	\$74,638	\$90,248
<u>City of Escondido</u>			
Booth, Richard 2990 Rho Del Sol Work Order 2615480	\$348	\$6,947	\$7,295
Esc Tr 733r La Honda Dr Oppst. Campo Dr Work Order 2627390, 2627391	\$3,087	\$20,340	\$23,427
LDS Church Felicita @ Gamble Work Order 2538081	\$24,675	\$32,213	\$56,888
	\$28,110	\$59,500	\$87,610
<u>City of National City</u>			
Port Res/Conv Inquiry 6174 El Tordo Work Order 2565582, 2565583	\$780	\$10,950	\$11,730

RULE 20C
SAN DIEGO GAS & ELECTRIC COMPANY
REPORT ON CONVERSIONS OF OVERHEAD TO UNDERGROUND
ELECTRIC DISTRIBUTION FACILITIES

<u>Description and Location</u>	<u>Distribution of Allocation Costs</u>		
	<u>Utility</u>	<u>Other</u>	<u>Total</u>
<u>City of Oceanside</u>			
Pldc Metro Pacific Homes 7 St Malo Beach Work Order 2646020, 2646021	\$1,015	\$7,097	\$8,112
Rite-Aid Oceanside 1201 Coast Work Order 2635530, 2635531	\$6,048	\$25,173	\$31,221
Spur/Melrose Spur Av @ Melrose Dr Work Order 2622590, 2622591	\$17,314	\$20,249	\$37,563
SR78/College Bl College Bl & Vista Wy Work Order 2584764, 2584765	\$0	\$17,716	\$17,716
	\$24,377	\$70,235	\$94,612
<u>City of Poway</u>			
Knolls 12718 Oak Knoll Rd Work Order 2618061	\$55	\$13,969	\$14,024
Old Coach Golf Est Ph1 U2 Butterfield Tr @ Whitewood Cyn Work Orders 2611520, 2611522	\$68	\$24,798	\$24,866
Parkview Terrace Civic Ctr Dr @ Bowron Rd Work Order 2608141	\$2,589	\$2,951	\$5,540
Poway Rd Self Storage Golden Wy & Poway Rd Work Order 2615861	\$1,003	\$6,203	\$7,206
	\$3,715	\$47,921	\$51,636
<u>City of Solana Beach</u>			
Tract 97-21 N Rios @ Pattyhill Work Order 2607250, 2607252	\$4,500	\$17,341	\$21,841
<u>City of San Diego</u>			
302 Prospect Prospect St 303-308 Work Order 2549470, 2549472	\$970	\$3,732	\$4,702

RULE 20C
SAN DIEGO GAS & ELECTRIC COMPANY
REPORT ON CONVERSIONS OF OVERHEAD TO UNDERGROUND
ELECTRIC DISTRIBUTION FACILITIES

<u>Description and Location</u>	<u>Distribution of Allocation Costs</u>		
	<u>City/County Total Costs</u>		
	<u>Utility</u>	<u>Other</u>	<u>Total</u>
<u>City of San Diego (continued)</u>			
Armada Tr Armada Tr Work Order 2612462, 2612463	\$5,627	\$8,932	\$14,559
Ladow 345 San Gorgonio Work Order 2623651, 2623652	\$4,780	\$24,001	\$28,781
	\$9,198	\$36,665	\$48,042
<u>County of San Diego</u>			
Alpine Middle School Tavern Rd & Alpine Bl Work Order 2643540, 2643541	\$30,333	\$131,532	\$161,865
Christensen, Nels 22617 Japatul Vly Work Order 2629100, 2629101	\$2,737	\$8,404	\$11,141
Church Of Nativity 6309 El Apajo Work Order 2668870, 2668871	\$2,842	\$6,907	\$9,749
Crews, Michael Ziga Ln e/o Mactan Rd Work Order 2637510, 2637511	\$3,053	\$8,881	\$11,934
Gumtree Elem Schl Gumtree w/o Stagecoach Work Orders 2580460, 2580461	\$175	\$42,899	\$43,074
Polatchek Circo Diegueno Ct Work Order 2605600, 2605601	\$7,302	\$30,097	\$37,399
Rowland/Morgan Residence 5402 Las Palomas Work Order 2672171	\$0	\$21,600	\$21,600
San Miguel Fire Sta #14 3255 Helix Work Order 2540361, 2540362	\$12,068	\$16,498	\$28,566
Tract 4797 Units 1 & 3 Winterhaven @ Clearcrest Work Order 2636391, 2636391	\$29,063	\$85,524	\$114,587
Tract 4892-3 Rod St w/o Palomares Work Order 2610661	\$1,317	\$6,208	\$7,525
	\$88,890	\$358,550	\$447,440

RULE 20C
SAN DIEGO GAS & ELECTRIC COMPANY
REPORT ON CONVERSIONS OF OVERHEAD TO UNDERGROUND
ELECTRIC DISTRIBUTION FACILITIES

<u>Description and Location</u>	<u>Distribution of Allocation Costs</u>		
	<u>City/County Total Costs</u>		
	<u>Utility</u>	<u>Other</u>	<u>Total</u>
<u>City of San Marcos</u>			
Jack's Pond La Moree e/o Coronado Hills Dr Work Order 2648941, 2648942	\$11,279	\$26,196	\$37,475
<u>City of Vista</u>			
TPM 19698 Ridge Rd & Sequoia Ln Work Order 2666440, 2666441	\$1,069	\$7,928	\$8,997
Vista Tract 2-024 Acropolis Ct @ Co Loma Verde Work Order 2630560, 2630561	\$8,282	\$30,244	\$38,526
	\$9,351	\$38,172	\$47,523
TOTALS: 20C	\$213,587	\$792,301	\$1,005,888



Regulatory Case
Management and
Tariff Administration

101 Ash Street
San Diego, CA 92101-3017

March 30, 2001

PUG 100
C.8209

Mr. Wesley M. Franklin, Executive Director
California Public Utilities Commission
505 Van Ness Avenue
San Francisco, CA 94102

Subject: 2000 Report of Rule 20A Conversions

Dear Mr. Franklin:

In accordance with Ordering Paragraph 7 of Decision 73078 in Case 8209, San Diego Gas & Electric Company is submitting herewith a full report on conversion work completed during the year 2000, including a list and description of each project. You will find the report broken into categories of Rule 20A, 20B and 20C.

The overall status of our Rule 20A conversion program in our service territory as of December 31, 2000 and a list of definitions, in accordance with the format requested by the California Public Utilities Commission, is contained in the attached report.

If you have any questions regarding the 20A Conversion Report, please call Margee Moore, Regulatory Case Administrator, at 619-696-4323.

Sincerely,

A handwritten signature in cursive script that reads "J. Steve Rahon".

J. Steve Rahon
Regulatory Case Manager

JSR:ml

Enclosure

cc: S.D. Davis – SDG&E
W.L. Reed – Sempra
P.J. Zellers – SDG&E
K.P. Coughlan – CPUC – SF
W. Gaffney – CPUC – SF
Pacific Gas & Electric
Southern California Edison
Pacific Bell

REPORT OF RULE 20A CONVERSIONS

UTILITY: **SAN DIEGO GAS & ELECTRIC**

YEAR ENDING: **2000**

ALLOCATIONS FOR CONVERSIONS

1. Total allocations (1968 - 1999)		\$423,919,430
2. Report year's allocation (2000)	\$22,157,090	
3. Total allocations through report year (1968 - 2000) (1+2)		\$446,076,520

EXPENDITURES FOR CONVERSIONS

4. Total expended for completed conversions (1968-1999) (from 1999 report)	\$305,161,389	
5. Total report year expended for completed conversions (2000) *	\$20,676,378	
6. Total expended for completed conversions through report year (1968-2000) (4+5)		\$325,837,767
7. Total expended on conversions not completed by report year-end (2000)	\$20,866,211	
8. Total expended (6+7)		\$346,703,978

TOTAL UNEXPENDED FUNDS (3-8)

9. If expenditures are greater than allocations		\$0
10. If allocations are greater than expenditures (One of the above (9 or 10) will always be -0-)		\$99,372,542

FUNDS COMMITTED

11. Total funds authorized to completed partially completed jobs shown on Line 7	\$2,195,155	
12. Funds for jobs not under construction where U.G. districts have been formed under enabling legislation	\$57,426,250	
13. Total Committed (11+12)		\$59,621,405

ADDITIONAL FUNDS COMMITTED

14. Funds required for identified projects under study by active U.G. Communities as of report year ending (projected through 2001)	\$37,858,034	
---	--------------	--

MEMO INFORMATION

15. Advance for specific communities beyond current allocations		\$159,625
16. Reserve funds held for specific communities for which no specific current projects are under study as of report year-end.		\$1,893,103
17. Expenditures to Case 9365 (Transmission dollars which are included in the total cost above in Line 8)		\$12,226,801

* Adjustment to total

RULE 20A DEFINITIONS

1. Total Rule 20A funds committed by the Utility. This amount is equal to the Company's total allocation from the year of inception to prior report year.
2. This amount is the Company total for the report year Rule 20A allocation.
3. Total of Line 1 plus Line 2 which is the base for this year's report.
4. Total expended for completed conversion jobs from inception through prior report year.
5. Total expended for completed conversion jobs for the report year.
6. Total of Line 4 plus Line 5.
7. Total expended for conversion jobs not yet completed through report year.
8. Total of Line 6 plus Line 7.
9. Expenditures that are greater than allocations:
Line 8 minus Line 3 = overexpended funds.
10. Expenditures that are less than allocations:
Line 3 minus Line 8 = unexpended funds.
11. Total funds authorized to complete the conversion jobs reported in Item Line 7.
12. Funds committed for conversion jobs where the Underground District has been established under enabling legislation.
13. Total of Line 11 plus Line 12.
14. Additional funds committed for specific identified jobs under study by active U.G. communities as of report year-ending.
15. The total sum for specific aggressive communities that have expended and committed funds that exceed their report year allocation.
16. The total sum for specific communities that have not expended or committed funds equal to their report year allocation.
17. Expenditures to Case 9365 (transmission dollars which are included in Line 8 above).

**TOTAL SUMMARY
 SAN DIEGO GAS & ELECTRIC
 REPORT ON CONVERSION OF OVERHEAD TO UNDERGROUND
 ELECTRIC DISTRIBUTION FACILITIES
 YEAR 2000**

<u>Rule</u>	<u>Location</u>	<u>Distribution of Costs</u>
20A	City of Chula Vista	\$2,256,270
	City of El Cajon	\$114,879
	City of Encinitas	\$536,176
	City of Escondido	\$1,398,927
	City of National City	\$1,443,689
	City of Oceanside	\$734,533
	City of San Diego	\$11,766,973
	County of San Diego	\$313,750
	City of Vista	\$1,349,548
		20A TOTALS:
	Adjustments to previously reported jobs	\$761,633
	20A GRAND TOTALS:	\$20,676,378

**TOTAL SUMMARY
 SAN DIEGO GAS & ELECTRIC
 REPORT ON CONVERSION OF OVERHEAD TO UNDERGROUND
 ELECTRIC DISTRIBUTION FACILITIES
 YEAR 2000**

DISTRIBUTION OF COSTS

<u>Rule</u>	<u>Location</u>	<u>Utility</u>	<u>Other</u>	<u>Total</u>
20B	City of Chula Vista	\$82,070	\$64,635	\$146,705
	City of Del Mar	\$71,657	\$92,576	\$164,233
	City of Encinitas	\$12,252	\$5,178	\$17,430
	City of Escondido	\$56,704	\$136,132	\$192,836
	City of Oceanside	\$145,458	\$231,705	\$377,163
	City of San Diego	\$368,317	\$264,064	\$632,381
	County of San Diego	\$31,015	\$142,621	\$173,636
	City of San Juan Capistrano	\$76,578	\$168,865	\$245,443
	20B TOTALS:		\$844,051	\$1,105,776

20C	City of Carlsbad	\$16,987	\$59,859	\$76,846
	City of El Cajon	\$7,644	\$23,338	\$30,982
	City of Encinitas	\$2,453	\$15,646	\$18,099
	City of Escondido	\$14,387	\$26,078	\$40,465
	City of Oceanside	\$7,255	\$68,400	\$75,655
	City of San Diego	\$33,374	\$104,864	\$138,238
	County of San Diego	\$28,737	\$96,701	\$125,438
	City of San Marcos	\$29,375	\$36,746	\$66,121
	City of Vista	\$103,573	\$349,942	\$453,515
20C TOTALS:		\$243,785	\$781,574	\$1,025,359

3,975,186

**RULE 20A
SAN DIEGO GAS & ELECTRIC
REPORT ON CONVERSION OF OVERHEAD TO UNDERGROUND
ELECTRIC DISTRIBUTION FACILITIES
YEAR 2000**

<u>Description and Location</u>	<u>Distribution of Allocation Costs</u>	
	<u>City/County</u>	<u>Total Costs</u>
CITY OF CHULA VISTA		
E Street #303444 (E Street btwn 4th and Toyon) Work Orders 2474576, 2474577, 2474578, 2474579, 2617710 Trench footage: 12,150' Poles removed: 55	\$1,519,480	
Main Street #501105 (Main Street, Broadway to Third) Work Orders 2525345, 2525347, 2525348, 2525349 Trench footage: 3,179' Poles removed: 18	\$736,790	\$2,256,270
CITY OF EL CAJON		
Main @ Magnolia (UUD#23) #838283 (Alley n/o Main, Magnolia to Julian) Work Orders 2638860, 2638861, 2638862, 2638863 Trench footage: 842' Poles removed: 18	\$114,879	\$114,879
CITY OF ENCINITAS		
Leucadia Blvd West #208917 (Between I-5 and Vulcan Ave) Work Orders 2494951, 2494952, 2494953, 2494954, 2494955, 2494956, 2494957, 2494958, 2494959, 2679070 Trench footage: 5,330' Poles removed: 27	\$536,176	\$536,176
CITY OF ESCONDIDO		
Valley Parkway #937416 (Grape Street to Ash Street) Work Orders 2674340, 2674341, 2674342, 2674343, 2674344, 2674346 Trench footage: 8,436' Poles removed: 36	\$1,398,927	\$1,398,927
CITY OF NATIONAL CITY		
Highland Ave #606246 (Highland Ave between 8th and 19th) Work Orders 2562290, 2562291, 2562292, 2562293, 2562294, 2562295, 2562296, 2562300 Trench footage: 7,361' Poles removed: 45	\$1,443,689	\$1,443,689

**RULE 20A
 SAN DIEGO GAS & ELECTRIC
 REPORT ON CONVERSION OF OVERHEAD TO UNDERGROUND
 ELECTRIC DISTRIBUTION FACILITIES
 YEAR 2000**

<u>Description and Location</u>	<u>Distribution of Allocation Costs</u>	
	<u>City/County</u>	<u>Total Costs</u>
CITY OF OCEANSIDE		
W Vista Way #703627 (w/o College Blvd to Thunder Dr) Work Orders 2600292, 2685210, 2685211 Trench footage: 2,310' Poles removed: 12	\$734,533	\$734,533
CITY OF SAN DIEGO		
47th Street #409942 (47th Street from Hwy 94 to Chollas Parkway) Work Orders 2526490, 2526491, 2526492, 2526493, 2526494, 2526495, 2526496, 2526497 Trench footage: 3,995' Poles removed: 43	\$985,484	
CCDC Area1 Ph1 Job1 #709602 (Market Street to K, 6th to 12th) Work Orders 2614080, 2614081, 2614082, 2614083, 2614084, 2614085, 2614086, 2693060 Trench footage: 5,553' Poles removed: 45	\$1,940,564	
CCDC Area1 Ph1 Job2 #710811 (K Street to Imperial Ave, 6th to 12th) Work Orders 2616420, 2616421, 2616422, 2616423, 2616424, 2616425, 2616428 Trench footage: 3,032' Poles removed: 40	\$1,110,219	
CCDC Area1 Ph1 Job2 #843560 (Padres Ballpark, K Street between 7th and 14th) Work Orders 2552140, 2552141, 2552142, 2552143, 2552144 Trench footage: transmission only - 1,780'	\$1,004,407	
Clairemont Mesa BI #307118 and #601327 (Missile Rd to Ruffin Rd) Work Orders 2482530, 2482531, 2482533, 2695520, 2674630, 2674631 Trench footage: 1,540' Poles removed: 5	\$327,032	

**RULE 20A
SAN DIEGO GAS & ELECTRIC
REPORT ON CONVERSION OF OVERHEAD TO UNDERGROUND
ELECTRIC DISTRIBUTION FACILITIES
YEAR 2000**

<u>Description and Location</u>	<u>Distribution of Allocation Costs</u>	
	<u>City/County</u>	<u>Total Costs</u>
Foothill Blvd #709997 (Foothill Blvd between Fanuel & Ingraham) Work Orders 2614820, 2614821, 2614822, 2614823, 2614824 Trench footage: 3,425' Poles removed: 19	\$475,259	
Kearny Mesa Rd #933733 (Kearny Mesa Rd between Engineer & Ronson) Work Orders 2668710, 2668711, 2668712, 2668714 Trench footage: 2,133' Poles removed: 6	\$672,666	
Market St #613311 (12th Street to 26th Street) Work Orders 2576270, 2576271, 2576272, 2576273, 2576274, 2576275, 2576276, 2684740, 2684741, 2684742 Trench footage: 9,010' Poles removed: 51	\$1,442,921	
N Torrey Pines Rd #844745 (N Torrey Pines Rd @ Callan Rd) Work Orders 2660991, 2660993, 2660994 Trench footage: 2,600' Poles removed: 9	\$420,934	
Ruffin Rd #933735 (Between Mission Village Dr & Success) Work Orders 2668720, 2668721, 2668722, 2668724 Trench footage: 1,855' Poles removed: 17	\$408,294	
University Av #409946 (Between Washington Street & 3rd Ave) Work Orders 2526440, 2526441, 2526442, 2526443, 2526444, 2698400 Trench footage: 7,905' Poles removed: 43	\$1,711,373	
Voltaire #710000 (Ebers to Bacon, Voltaire to W Pt Loma Bl) Work Orders 2614850, 2614851, 2614852, 2614853, 2614854, 2614856, 2614857 Trench footage: 5,540' Poles removed: 39	\$1,267,820	\$11,766,973

RULE 20A
SAN DIEGO GAS & ELECTRIC
REPORT ON CONVERSION OF OVERHEAD TO UNDERGROUND
ELECTRIC DISTRIBUTION FACILITIES
YEAR 2000

<u>Description and Location</u>	<u>Distribution of Allocation Costs</u>	
	<u>City/County</u>	<u>Total Costs</u>
COUNTY OF SAN DIEGO		
Mission Rd #201112 (S Mission Rd between Airpark Rd & Pepper Tree Ln) Work Orders 2465485, 2465486, 2465487, 2465489, 2524745, 2524746, 2524748, 2706090 Trench footage: 3,265' Poles removed: 19	\$313,750	\$313,750
CITY OF VISTA		
Jefferson St #505394 (Jefferson Street e/o N Santa Fe Ave) Work Orders 2544240, 2544241, 2544242, 2544243, 2632916 Trench footage: 6,354' Poles removed: 43	\$1,349,548	\$1,349,548
20A TOTAL:		\$19,914,745

97,898 TRENCH FOOTAGE
 590 POLES REMOVED

**RULE 20B
SAN DIEGO GAS & ELECTRIC
REPORT ON CONVERSION OF OVERHEAD TO UNDERGROUND
ELECTRIC DISTRIBUTION FACILITIES
YEAR 2000**

Distribution of Allocation Costs

<u>Description and Location</u>	<u>Utility</u>	<u>Other</u>	<u>Total</u>
CITY OF CHULA VISTA			
Otay Ranch Village 5 Phase1C Santa Paula Dr & McCloud River Rd Work Orders 2643470, 2643471	\$82,070	\$64,635	\$146,705
CITY OF DEL MAR			
Nicholas 2808 Ocean Front Work Orders 2683430, 2683431	\$71,657	\$92,576	\$164,233
CITY OF ENCINITAS			
The Enclave 515 Camino de Orchidia Work Orders 2610921, 2610922	\$12,252	\$5,178	\$17,430
CITY OF ESCONDIDO			
Escondido Tract 710 Viewridge Bernardo Ave @ Mountain Heights Dr Work Orders 2642540, 2642541	\$3,557	\$22,481	\$26,038
Hamann Construction Harmony Grove Rd @ Andreasen Dr Work Orders 2677680, 2677681	\$53,147	\$113,651	\$166,798
	\$56,704	\$136,132	\$192,836
CITY OF OCEANSIDE			
San Diego Auto Auction North River Rd e/o Calle Montecito Work Orders 2644280, 2644281	\$145,458	\$231,705	\$377,163
CITY OF SAN DIEGO			
Corporate Research Park Sorrento Vista Dr n/o Mira Mesa Blvd Work Orders 2612504, 2612505	\$132,984	\$63,177	\$196,161
Empire Center Phase II Airway Rd e/o La Media Rd Work Orders 2670430, 2670432	\$74,863	\$79,857	\$154,720
Torrey Pines Estates Phase 1 East end of Arroyo Sorrento Rd Work Orders 2688660, 2688661	\$507	\$29,330	\$29,837

**RULE 20B
SAN DIEGO GAS & ELECTRIC
REPORT ON CONVERSION OF OVERHEAD TO UNDERGROUND
ELECTRIC DISTRIBUTION FACILITIES
YEAR 2000**

Distribution of Allocation Costs

<u>Description and Location</u>	<u>Utility</u>	<u>Other</u>	<u>Total</u>
W. Muirlands Dr, La Jolla 1320-1390 W. Muirlands Dr Work Orders 2643900, 2643901	\$149,801	\$61,019	\$210,820
Westview II Pendleton St @ Walmar Ln Work Orders 2660270, 2660271	\$10,162	\$30,681	\$40,843
	\$368,317	\$264,064	\$632,381
COUNTY OF SAN DIEGO			
Bartlett Al 2722 N. Alisos Ln, FB Work Orders 2685500, 2685501	\$6,579	\$12,403	\$18,982
Brimm Daniel 915 Orchard Ln, JU Work Orders 2671620, 2671621	\$3,788	\$39,435	\$43,223
ington Hills Otay Mesa Rd between Routes 905 & 805, SY Work Orders 2675181, 2675182	\$5,473	\$85,234	\$90,707
San Diego County Tract 4806 Reche Rd @ Green Canyon, FB Work Orders 2639762, 2639763	\$15,175	\$5,549	\$20,724
	\$31,015	\$142,621	\$173,636
CITY OF SAN JUAN CAPISTRANO			
Capistrano Ford Phase 2 3377 Camino Capistrano, SJC Work Orders 2641070, 2641071	\$23,685	\$49,246	\$72,931
San Juan Camino Capistrano Camino Capistrano n/o Stonehill Dr Work Orders 2669450, 2669451, 2669452	\$52,893	\$119,619	\$172,512
	\$76,578	\$168,865	\$245,443
TOTALS: 20B	\$844,051	\$1,105,776	\$1,949,827

**RULE 20C
SAN DIEGO GAS & ELECTRIC
REPORT ON CONVERSION OF OVERHEAD TO UNDERGROUND
ELECTRIC DISTRIBUTION FACILITIES
YEAR 2000**

Distribution of Allocation Costs

<u>Description and Location</u>	<u>Utility</u>	<u>Other</u>	<u>Total</u>
CITY OF CARLSBAD			
Gaitaud Construction Park Hill Dr n/o Adams St Work Orders 2644030, 2644031	\$3,999	\$17,140	\$21,139
May Subdivision 97-24 Park Dr @ Monroe St Work Orders 2637620, 2637621	\$12,988	\$42,719	\$55,707
	\$16,987	\$59,859	\$76,846
CITY OF EL CAJON			
Fuerte Hills Tract 4656 Fuerte Valley Dr s/o Sundale Rd Work Orders 2603780, 2603781	\$7,644	\$23,338	\$30,982
CITY OF ENCINITAS			
Shea Pump Station 1051 Zona Gale Rd Work Orders 2683060, 2683061	\$2,453	\$15,646	\$18,099
CITY OF ESCONDIDO			
Escondido Tract 803 -Claudan Rd Claudan Rd @ Vista Lago Terrace Work Orders 2667110, 2667111	\$14,387	\$26,078	\$40,465
CITY OF OCEANSIDE			
Oceanside Tract 2-97 Ivy Rd @ Laurel Rd Work Orders 2615470, 2615471	\$7,255	\$68,400	\$75,655
CITY OF SAN DIEGO			
Loma Sorrento-Carmel Valley 8A El Camino Real n/e w/o Carmel Crk Rd Work Orders 2695172, 2695173	\$6,913	\$46,856	\$53,769
London, Jack 2342 Vallecitos, LJ Work Orders 2688670, 2688671	\$3,707	\$3,143	\$6,850
San Diego Spectrum Ph1B 5001 Kearny Villa Rd, SD Work Orders 2540319, 2664007	\$22,754	\$54,865	\$77,619
	\$33,374	\$104,864	\$138,238

**RULE 20C
SAN DIEGO GAS & ELECTRIC
REPORT ON CONVERSION OF OVERHEAD TO UNDERGROUND
ELECTRIC DISTRIBUTION FACILITIES
YEAR 2000**

Distribution of Allocation Costs

<u>Description and Location</u>	<u>Utility</u>	<u>Other</u>	<u>Total</u>
COUNTY OF SAN DIEGO			
MSK Dev Group Winland Hls Dr s/o San Diegito Rd, RS Work Orders 2677760, 2677761	\$10,252	\$27,883	\$38,135
Rick Somers Const-Doan Residence 4722 La Noria, RS Work Orders 2685313, 2685314	\$195	\$7,594	\$7,789
Ruben 3 LLC 1338 Rubenstein Ave, CD Work Orders 2670900, 2670901	\$18,290	\$61,224	\$79,514
	\$28,737	\$96,701	\$125,438
CITY OF SAN MARCOS			
San Marcos TPM512 Olive St & Mulberry Dr Work Orders 2660100, 2660101	\$29,375	\$36,746	\$66,121
CITY OF VISTA			
Hoyle, Doris 936 Chumash Trail Work Orders 2690420, 2690421	\$3,441	\$3,557	\$6,998
TPM 19698 Ridge Rd & Sequoia Ln Work Orders 2666440, 2666441	\$2,022	\$8,640	\$10,662
Vista Transit Station Olive n/o Vista Village Work Orders 2642332, 2642333	\$39,260	\$248,399	\$287,659
Vista Tract 2-029 Lindy Ln @ Monte Vista Dr Work Orders 2623040, 2623041	\$2,322	\$5,005	\$7,327
Vista Tract 89-131 Sunset Dr @ Via Reata Work Orders 2638300, 2638301	\$13,593	\$33,895	\$47,488

**RULE 20C
 SAN DIEGO GAS & ELECTRIC
 REPORT ON CONVERSION OF OVERHEAD TO UNDERGROUND
 ELECTRIC DISTRIBUTION FACILITIES
 YEAR 2000**

Distribution of Allocation Costs

<u>Description and Location</u>	<u>Utility</u>	<u>Other</u>	<u>Total</u>
Vista Tract 96-107 Sunset Dr & Sierra Ct Work Orders 2638330, 2638331	\$42,935	\$50,446	\$93,381
	\$103,573	\$349,942	\$453,515
TOTALS: 20C	\$243,785	\$781,574	\$1,025,359



Regulatory Affairs
8315 Century Park Court
San Diego, CA 92123-1550

March 29, 2002

PUG 100
C.8209

Mr. Wesley M. Franklin, Executive Director
California Public Utilities Commission
505 Van Ness Avenue
San Francisco, CA 94102

Subject: 2001 Report of Rule 20A Conversions

Dear Mr. Franklin:

In accordance with Ordering Paragraph 7 of Decision 73078 in Case 8209, San Diego Gas & Electric Company is submitting herewith a full report on conversion work completed during the year 2001, including a list and description of each project. You will find the report separated into categories of Rule 20A, 20B and 20C projects.

The overall status of our Rule 20A Conversion program in our service territory as of December 31, 2001 and a list of definitions, in accordance with the format requested by the California Public Utilities Commission, is contained in the attached report.

If you have any questions regarding the 20A Conversion Report, please call Margee Moore, Regulatory Case Administrator, at 858-654-1748.

Sincerely,

A handwritten signature in cursive script that reads "C. Richard Swanson".

C. Richard Swanson
Regulatory Tariff Manager

Enclosure

cc: S.D. Davis – SDG&E
W.L. Reed – Sempra
P.J. Zellers – SDG&E
B. Schumacher – CPUC – SF
W. Gaffney – CPUC – SF
Pacific Gas & Electric Company
Southern California Edison
Pacific Bell

ALLOCATIONS FOR CONVERSIONS

1. Total allocations (1968 - 2000)		\$446,076,520
2. Report year's allocation (2001)	\$22,215,455	
3. Total allocations through report year (1968 - 2001) (1+2)		\$468,291,975

EXPENDITURES FOR CONVERSIONS

4. Total expended for completed conversions (1968-2000) (from 2000 report)	\$325,837,767	
5. Total report year expended for completed conversions (2001) *	\$9,204,643	
6. Total expended for completed conversions through report year (1968-2001) (4+5)		\$335,042,410
7. Total expended on conversions not completed by report year-end (2001)	\$24,449,001	
8. Total expended (6+7)		\$359,491,411

TOTAL UNEXPENDED FUNDS (3-8)

9. If expenditures are greater than allocations		\$0
10. If allocations are greater than expenditures (One of the above (9 or 10) will always be -0-)		\$108,800,564

FUNDS COMMITTED

11. Total funds authorized to completed partially completed jobs shown on Line 7	\$9,619,188	
12. Funds for jobs not under construction where U.G. districts have been formed under enabling legislation	\$52,849,852	
13. Total Committed (11+12)		\$62,469,040

ADDITIONAL FUNDS COMMITTED

14. Funds required for identified projects under study by active U.G. Communities as of report year ending (projected through 2002)	\$36,322,834	
---	--------------	--

MEMO INFORMATION

15. Advance for specific communities beyond current allocations		\$50,835
16. Reserve funds held for specific communities for which no specific current projects are under study as of report year-end.		\$10,008,690
17. Expenditures to Case 9365 (Transmission dollars which are included in the total cost above in Line 8)		\$12,979,401

* Adjustment to total

RULE 20A DEFINITIONS

1. Total Rule 20A funds committed by the Utility. This amount is equal to the Company's total allocation from the year of inception to prior report year.
2. This amount is the Company total for the report year Rule 20A allocation.
3. Total of Line 1 plus Line 2 which is the base for this year's report.
4. Total expended for completed conversion jobs from inception through prior report year.
5. Total expended for completed conversion jobs for the report year.
6. Total of Line 4 plus Line 5.
7. Total expended for conversion jobs not yet completed through report year.
8. Total of Line 6 plus Line 7.
9. Expenditures that are greater than allocations:
Line 8 minus Line 3 = overexpended funds.
10. Expenditures that are less than allocations:
Line 3 minus Line 8 = unexpended funds.
11. Total funds authorized to complete the conversion jobs reported in Item Line 7.
12. Funds committed for conversion jobs where the Underground District has been established under enabling legislation.
13. Total of Line 11 plus Line 12.
14. Additional funds committed for specific identified jobs under study by active U.G. communities as of report year-ending.
15. The total sum for specific aggressive communities that have expended and committed funds that exceed their report year allocation.
16. The total sum for specific communities that have not expended or committed funds equal to their report year allocation.
17. Expenditures to Case 9365 (transmission dollars which are included in Line 8 above).

**TOTAL SUMMARY
 SAN DIEGO GAS & ELECTRIC
 REPORT ON CONVERSION OF OVERHEAD TO UNDERGROUND
 ELECTRIC DISTRIBUTION FACILITIES
 YEAR 2001**

<u>Rule</u>	<u>Location</u>	<u>Distribution of Costs</u>
20A	City of Chula Vista	\$375,411
	City of Del Mar	\$227,751
	City of Oceanside	\$2,163,656
	City of Poway	\$401,595
	City of San Diego	\$3,657,426
	County of San Diego	\$2,377,035
	City of Solana Beach	\$313,357
	20A TOTALS:	\$9,516,231
	Adjustments to previously reported jobs	-\$311,588
	20A GRAND TOTALS:	\$9,204,643

**TOTAL SUMMARY
 SAN DIEGO GAS & ELECTRIC
 REPORT ON CONVERSION OF OVERHEAD TO UNDERGROUND
 ELECTRIC DISTRIBUTION FACILITIES
 YEAR 2001**

DISTRIBUTION OF COSTS

<u>Rule</u>	<u>Location</u>	<u>Total</u>	<u>Other</u>	<u>Utility</u>
20B	City of Carlsbad	\$547,287	\$243,336	\$303,951
	City of Del Mar	\$76,790	64952	11838
	City of El Cajon	\$64,925	40827	24098
	City of Encinitas	\$119,177	50451	68726
	City of Escondido	\$495,975	223491	272484
	City of Oceanside	\$111,480	50311	61169
	County of Orange	\$150,781	32107	118674
	City of San Diego	\$590,706	298540	292166
	County of San Diego	\$504,942	158580	346362
	City of San Juan Capistrano	\$278,011	92568	185443
	City of San Marcos	\$10,090	0	10090
	City of Vista	\$306,553	95821	210732
	20B TOTALS:	\$3,256,717	\$1,350,984	\$1,905,733
20C	City of Carlsbad	\$105,199	\$67,276	\$37,923
	City of Del Mar	\$112,009	\$40,511	\$71,498
	City of Encinitas	\$70,800	\$49,255	\$21,545
	City of Escondido	\$304,376	\$218,248	\$86,128
	City of La Mesa	\$2,678	\$2,070	\$608
	City of Lemon Grove	\$5,835	\$3,842	\$1,993
	County of Orange	\$99,533	\$60,713	\$38,820
	City of Poway	\$82,380	\$73,776	\$8,604
	City of San Diego	\$675,061	\$435,643	\$239,418
	County of San Diego	\$185,903	\$120,921	\$64,982
	City of San Marcos	\$31,954	\$19,459	\$12,495
	City of Solana Beach	\$23,262	\$11,616	\$11,646
	City of Vista	\$15,047	\$12,511	\$2,536
	20C TOTALS:	\$1,714,037	\$1,115,841	\$598,196

2,503,929

**RULE 20A
 SAN DIEGO GAS & ELECTRIC
 REPORT ON CONVERSION OF OVERHEAD TO UNDERGROUND
 ELECTRIC DISTRIBUTION FACILITIES
 YEAR 2001**

DISTRIBUTION OF ALLOCATION COSTS

<u>Description and Location</u>	<u>City/County</u>	<u>Total Costs</u>
CITY OF CHULA VISTA		
Orange Avenue #830435 (Orange Av btwn Palomar St & 4th Av) Work Orders 2624040, 2624041, 2624042, 2624043, 2624044 Trench Footage: 2,300' Service Trench Footage: 585' No. of Services: 10 Poles Removed: 16	\$375,411	\$375,411
CITY OF DEL MAR		
Coast Blvd #836107 (Coast Bl btwn 17th St and railroad tracks) Work Orders 2701710, 2701711, 2701712, 2701713, 2701714 Trench Footage: 1,790' Service Trench Footage: 430' No. of Services: 5 Poles Removed: 9	\$227,751	\$227,751
CITY OF OCEANSIDE		
Mission Avenue #606043 (Mission Av btwn I-5 and Canyon) Work Orders 2568391, 2568392, 2568393, 2568394, 2568395 Trench footage: 8,207' Service Trench Footage: 530' No. of Services: 7 Poles removed: 35	\$2,163,656	\$2,163,656
CITY OF POWAY		
Community Road #937870 (Community Rd btwn Poway Rd & Little Dawn) Work Orders 2675080, 2675081, 2675082, 2675083 Trench footage: 1,800' Service Trench Footage: 180 No. of Services: 4 Poles removed: 10	\$401,595	\$401,595
CITY OF SAN DIEGO		
CCDC Area 1 Ph1 Job1 (69KV ONLY) #709602 (Market St to K St, 6th to 12) Work Orders 2554910, 2554911, 2554912	\$752,600	

RULE 20A
SAN DIEGO GAS & ELECTRIC
REPORT ON CONVERSION OF OVERHEAD TO UNDERGROUND
ELECTRIC DISTRIBUTION FACILITIES
YEAR 2001

DISTRIBUTION OF ALLOCATION COSTS

Description and Location

City/County

Total Costs

COUNTY OF SAN DIEGO

Via De Santa Fe #400867

(Via de Sta Fe, Via de la Valle to El Apajo)

Work Orders 2485030, 2485031, 2485032, 2485034, 2485035, 2485037,
2690640, 2690641, 2554200, 5981609

\$2,377,035

\$2,377,035

Trench footage: 6,792'

Service Trench Footage: 50'

No. of Services: 3

Poles removed: 45

CITY OF SOLANA BEACH

Stevens Avenue #405738

(Stevens Av and Nardo Av)

Work Orders 2631810, 2631811, 2631812, 2631813, 2631814, 2713421

\$313,357

\$313,357

Trench footage: 1,520'

Service Trench Footage: 305'

No. of Services: 6

Poles removed: 15

20A TOTAL:

\$9,516,231

36,892' TRENCH

220 POLES REMOVED

**RULE 20B
SAN DIEGO GAS & ELECTRIC
REPORT ON CONVERSION OF OVERHEAD TO UNDERGROUND
ELECTRIC DISTRIBUTION FACILITIES
YEAR 2001**

Distribution of Allocation Costs

<u>Description and Location</u>	<u>Total</u>	<u>Other</u>	<u>Utility</u>
CITY OF CARLSBAD			
CB Tract 98-20 James Canyon Estates James Dr & Highland Dr Work Orders 2691053, 2691052	\$43,792	\$32,543	\$11,249
Mariano Tract 97-14 Phase 2 Aviara Pkwy n/o Plum Tree Work Orders 2683191, 2647860, 2683190	\$254,882	\$79,907	\$174,975
Poinsettia Cove Area 7 e/o Carlsbad Bl n/o Poinsettia Ln Work Orders 2682971, 2682970	\$97,487	\$51,230	\$46,257
Shea Pacific Shores South Ph 1 PCH s/o Poinsettia Ln Work Orders 2664582, 2664583	\$151,126 \$547,287	\$79,656 \$243,336	\$71,470 \$303,951
CITY OF DEL MAR			
Ocean Front Conversion 136 Ocean Front Work Orders 2646201, 2646200	\$76,790	\$64,952	\$11,838
CITY OF EL CAJON			
Sycuan Casino Expansion Dehesa Rd & Sycuan Rd Work Orders 2686730, 2643267	\$64,925	\$40,827	\$24,098
CITY OF ENCINITAS			
Lewis Craig TPM97-215 Dove Hollow Work Orders 2648500, 2648501	\$47,767	\$16,133	\$31,634
Newcrest Homes TR 98-071 Regal Rd & Park Ln Work Orders 2695621, 2695620	\$8,394	\$4,993	\$3,401
Quail Gardens Drive Extension Quail Gardens Dr n/o Encinitas Bl Work Orders 2704751, 2704750	\$63,016 \$119,177	\$29,325 \$50,451	\$33,691 \$68,726
CITY OF ESCONDIDO			
Escondido Tract 762 Mtn View Dr & Canyon Crest Dr Work Orders 2704891, 2704890	\$209,150	\$88,971	\$120,179

**RULE 20B
SAN DIEGO GAS & ELECTRIC
REPORT ON CONVERSION OF OVERHEAD TO UNDERGROUND
ELECTRIC DISTRIBUTION FACILITIES
YEAR 2001**

<u>Description and Location</u>	Distribution of Allocation Costs		
	<u>Total</u>	<u>Other</u>	<u>Utility</u>
Escondido Tract 800 Ph1 E Washington w/o E Valley Pkwy Work Orders 2667181, 2667180	\$101,817	\$57,337	\$44,480
Sunset Heights Ph1 Rees Rd n/o El Norte Pkwy Work Orders 2683350, 2683351	\$49,527	\$21,256	\$28,271
Sunset Heights Ph3 Rees Rd @ Sunset Heights Rd Work Orders 2725680, 2693530	\$35,592	\$22,238	\$13,354
Tract 4776-1 (Lots 16-28) Mary Lane s/o Green Mtn-Rd Work Orders 2675893, 2675890	\$99,889	\$33,689	\$66,200
	\$495,975	\$223,491	\$272,484
CITY OF OCEANSIDE			
Sunwest Villages Ph1 Vandergrift Blvd @ Castellano Wy Work Order 2668361, 2668360	\$111,480	\$50,311	\$61,169
COUNTY OF ORANGE			
Roanoake Dr Supersub Roanoake Dr, LR Work Orders (xref 2689671 for OH), 2694050	\$150,781	\$32,107	\$118,674
CITY OF SAN DIEGO			
Amalfi/Sierra Mar Amalfi St & Sierra Mar Dr Work Orders 2646934, 2646931	\$113,698	\$55,328	\$58,370
County Tract 5070 - Bernardo Lakes Rancho Bernardo Rd/Artesian Rd Work Orders 2641393, 2641390	\$371,159	\$175,974	\$195,185
Del Mar Highlands Estates San Dieguito Rd e/o Old El Cm Real Work Orders 2604251, 2604252	\$66,546	\$36,384	\$30,162
Windsor Dr Conversion Windsor Dr Work Orders 2699800, 2699801	\$39,303	\$30,854	\$8,449
	\$590,706	\$298,540	\$292,166

**RULE 20B
SAN DIEGO GAS & ELECTRIC
REPORT ON CONVERSION OF OVERHEAD TO UNDERGROUND
ELECTRIC DISTRIBUTION FACILITIES
YEAR 2001**

Distribution of Allocation Costs

<u>Description and Location</u>	<u>Total</u>	<u>Other</u>	<u>Utility</u>
COUNTY OF SAN DIEGO			
Co SD Tr 4821 RPL2-OH Avenida del Duque n/o Via Naranjal, RS Work Orders 2615911, 2615910	\$16,528	\$6,143	\$10,385
County of San Diego Tract #4724-1 Corner Lyons Vly Rd & Skyline TT, Jamul Work Orders 2694410, 2694411	\$13,662	\$630	\$13,032
Nicholas Residence 16337 Los Arboles, RS Work Orders 2634970, 2634971	\$36,581	\$19,395	\$17,186
Oakcreek Village 1310 H Street A, Ramona Work Orders 2690571, 2690570	\$120,733	\$32,371	\$88,362
Snow Creek Estates Snow Creek Ln @ McDonald Rd, FB Work Orders 2714151, 2714150	\$24,226	\$10,157	\$14,069
Sycamore Ranch Ph10 Conv Pala Rd & Gird Rd, FB Work Orders 2709991, 2709990	\$268,576	\$74,597	\$193,979
Wilson Residence 6884 El Cm Del Norte, RS Work Orders 2679251, 2679250	\$24,636	\$15,287	\$9,349
	\$504,942	\$158,580	\$346,362
CITY OF SAN JUAN CAPISTRANO			
Tract 15771 Lot 1-25 Rancho Viejo Rd @ Village Rd Work Orders 2689011, 2689010	\$166,689	\$41,357	\$125,332
Tract 15858 & 15998 Alipaz St s/o Del Obispo Work Orders 2712032, 2712031	\$111,322	\$51,211	\$60,111
	\$278,011	\$92,568	\$185,443
CITY OF SAN MARCOS			
Keystone Phase 2 s/o Del Roy Dr & w/o Rowena Av Work Orders 2708631, 2708630	\$10,090	\$0	\$10,090

**RULE 20B
 SAN DIEGO GAS & ELECTRIC
 REPORT ON CONVERSION OF OVERHEAD TO UNDERGROUND
 ELECTRIC DISTRIBUTION FACILITIES
 YEAR 2001**

Distribution of Allocation Costs

<u>Description and Location</u>	<u>Total</u>	<u>Other</u>	<u>Utility</u>
CITY OF VISTA			
Borda Loma Estates Edgehill Dr & Sally Ln Work Orders 2638341, 2638340	\$22,520	\$8,209	\$14,311
Gateway Housing Hilo Dr & Hilo Wy Work Orders 2699530, 2699531	\$52,201	\$40,547	\$11,654
Vista Hidden Meadows Oleander Av w/o Oleander Pl Work Orders 2682461, 2682460	\$231,832 \$306,553	\$47,065 \$95,821	\$184,767 \$210,732
TOTALS: 20B	\$3,256,717	\$1,350,984	\$1,905,733

**RULE 20C
SAN DIEGO GAS & ELECTRIC
REPORT ON CONVERSION OF OVERHEAD TO UNDERGROUND
ELECTRIC DISTRIBUTION FACILITIES
YEAR 2001**

Distribution of Allocation Costs

<u>Description and Location</u>	<u>Total</u>	<u>Other</u>	<u>Utility</u>
CITY OF CARLSBAD			
Carlsbad Beach Hilton Garden Inn Hwy 101 s/o Palomar Airport Rd Work Orders 2633261, 2633260	\$105,199	\$67,276	\$37,923
CITY OF DEL MAR			
Blodgett Residence 1626 Lugano Ln Work Orders 2690442, 2690443	\$37,813	\$23,251	\$14,562
Burke Conversion Ocean Front east and west of 27th St Work Orders 2697171, 2697170	\$19,298	\$17,260	\$2,038
Monsef Residence - JEC 1760 Seaview Av Work Orders 2660582, 2660581	\$54,898 \$112,009	\$0 \$40,511	\$54,898 \$71,498
CITY OF ENCINITAS			
Basil St Conversion TPM93-249 Basil St & Old Hwy 101 Work Orders 2666191, 2666190	\$28,425	\$16,646	\$11,779
Lewis Craig TPM 97-215 Dove Hollow Work Orders 2619391, 2719390	\$6,477	\$5,426	\$1,051
Oceanview Villas Ph2 Warwick Av, CD Work Orders 2713391, 2713390	\$35,898 \$70,800	\$27,183 \$49,255	\$8,715 \$21,545
CITY OF ESCONDIDO			
Escondido Tract 786 Peet Ln s/o Ranchito Dr Work Orders 2684691, 2684690	\$60,392	\$41,681	\$18,711
San Pasqual School 1305 Rockwood Rd Work Orders 2696380, 2696381, 2724502, 2724500	\$225,881	\$161,204	\$64,677
Tract 4775-1 (Lots 43-45) Mary Lane s/o Green Mtn Rd Work Orders 2675899, 2675897	\$18,103 \$304,376	\$15,363 \$218,248	\$2,740 \$86,128

**RULE 20C
SAN DIEGO GAS & ELECTRIC
REPORT ON CONVERSION OF OVERHEAD TO UNDERGROUND
ELECTRIC DISTRIBUTION FACILITIES
YEAR 2001**

Distribution of Allocation Costs

<u>Description and Location</u>	<u>Total</u>	<u>Other</u>	<u>Utility</u>
CITY OF LA MESA			
Mahy Robert 4919 Resmar Rd Work Orders 2702481, 2702480	\$2,678	\$2,070	\$608
CITY OF LEMON GROVE			
Barwick Roger 7537 San Miguel Av Work Orders 2680491, 2680490	\$5,835	\$3,842	\$1,993
COUNTY OF ORANGE			
Evergreen Nursery Oceanside Bl & S. El Cm Real Work Orders 2676153, 2676150	\$99,533	\$60,713	\$38,820
CITY OF POWAY			
Pacific Bell 14010 Midland Rd Work Orders 2726250, 2726251	\$61,959	\$54,684	\$7,275
Walavalkar, W.A. 13242 Pomerado Rd Work Orders 2715631, 2715630	\$20,421 \$82,380	\$19,092 \$73,776	\$1,329 \$8,604
CITY OF SAN DIEGO			
Beacham Construction 7655 Mar Av, LJ Work Orders 2671673, 2671672	\$65,520	\$29,566	\$35,954
City Heights Service Plaza 4057 University Av Work Orders 2710690, 2710691	\$40,134	\$23,927	\$16,207
Evans William L 4414 Conde Pl Work Orders 2666261, 2666260	\$7,907	\$6,950	\$957
Jiannella 20C Conv 7640 Hillside Dr, LJ Work Orders 2664021, 2664020	\$105,627	\$43,318	\$62,309
McNamara Patrick 7937 Roseland Dr, LJ Work Orders 2682500, 2682501	\$96,589	\$76,366	\$20,223

**RULE 20C
SAN DIEGO GAS & ELECTRIC
REPORT ON CONVERSION OF OVERHEAD TO UNDERGROUND
ELECTRIC DISTRIBUTION FACILITIES
YEAR 2001**

Distribution of Allocation Costs

<u>Description and Location</u>	<u>Total</u>	<u>Other</u>	<u>Utility</u>
Oceanview Hills Corp Ctr n/s Otay Mesa Rd @ Ave of Industry Work Orders 2665011, 2665012	\$254,787	\$184,396	\$70,391
Quick Ellen 1150 Barcelona Dr Work Orders 2699981, 2699980	\$62,658	\$49,662	\$12,996
Reed Phil 7971 Prospect Pl, LJ Work Orders 2671540, 2671541	\$28,689	\$14,609	\$14,080
Schenck Building Co (Ed Dennis) 1921 Hypatia Wy, LJ Work Orders 2689281, 2689280	\$13,150 \$675,061	\$6,849 \$435,643	\$6,301 \$239,418
COUNTY OF SAN DIEGO			
Brown Danny 5720 San Miguel Rd, BO Work Orders 2699440, 2699441	\$13,354	\$8,018	\$5,336
Cobrada Const- Calzada Del Bosque 5423 Calzada Del Bosque, RS Work Orders 2623750, 2623751	\$39,491	\$21,689	\$17,802
Co of SD Tract 4906 Montiel Rd w/o Via Teramo Work Orders 2681301, 2681300	\$2,599	\$2,377	\$222
Evans Royce Sumac Rd @ Sage Rd, FB Work Orders 2690391, 2690390	\$23,322	\$18,665	\$4,657
McWilliam Residence 16350 Rambla Flores, RS Work Orders 2660571, 2660570	\$29,929	\$23,998	\$5,931
Robb Residence 4702 El Mirar, RS Work Orders 2678590, 2678591	\$22,219	\$16,512	\$5,707
Sherwood Ridge TR 5039 Banbury Dr @ Toyon Trail, VC Work Orders 2730001, 2730000	\$7,463	\$6,033	\$1,430

**RULE 20C
SAN DIEGO GAS & ELECTRIC
REPORT ON CONVERSION OF OVERHEAD TO UNDERGROUND
ELECTRIC DISTRIBUTION FACILITIES
YEAR 2001**

Distribution of Allocation Costs

<u>Description and Location</u>	<u>Total</u>	<u>Other</u>	<u>Utility</u>
TPM 202396 Dan Lee W Fig St w/o Summit Av, FB Work Orders 2680670, 2680671	\$2,849	\$2,646	\$203
Van Anda Residence 5435 Calzada Bosque, RS Work Orders 2702861, 2702862	\$32,898	\$12,125	\$20,773
Ward Peter 562 El Centro Rr, ML Work Orders 2711370, 2711371	\$4,334	\$2,759	\$1,575
Wisdom Residence 14249 Rcho Santa Fe Farms, RS Work Orders 2691610, 2691611	\$7,445	\$6,099	\$1,346
	\$185,903	\$120,921	\$64,982
CITY OF SAN MARCOS			
La Moree St Improvements Barham Dr so to Coronado Hills Dr 3885' Work Orders 2640972, 2640973	\$31,954	\$19,459	\$12,495
CITY OF SOLANA BEACH			
Macleod Sean SET 21 520 Canyon Dr Work Orders 2712410, 2712411	\$6,398	\$5,615	\$783
Steve Parks 160 Via De La Valle Work Orders 2723281, 2723280	\$16,864	\$6,001	\$10,863
	\$23,262	\$11,616	\$11,646
CITY OF VISTA			
SD County Tract 4938 (Mimosa Estates) Mimosa n/o of Oleander Av Work Orders 2682001, 2682010	\$15,047	\$12,511	\$2,536
TOTALS: 20C	\$1,714,037	\$1,115,841	\$598,196



Regulatory Affairs
8330 Century Park Court
San Diego, CA 92123-1530

PUG 100
C.8209

March 31, 2003

Mr. William Ahern, Executive Director
California Public Utilities Commission
505 Van Ness Avenue
San Francisco, CA 94102

Subject: SDG&E's 2002 REPORT OF RULE 20A CONVERSIONS

Dear Mr. Ahern:

In accordance with Ordering Paragraph 7 of Decision 73078 in Case 8209, San Diego Gas & Electric Company is submitting herewith a full report on conversion work completed during the year 2002, including a list and description of each project. You will find the report broken into categories of Rule 20A, 20B, and 20C.

The overall status of our Rule 20A conversion program in our service territory as of December 31, 2002, and a list of definitions, in accordance with the format requested by the California Public Utilities Commission, is contained in the attached report.

If you have any questions regarding the 20A Conversion Report, please call Margee Moore, Regulatory Case Administrator, at (858) 654-1748.

Sincerely,

Joy C. Yamagata
Regulatory Case Manager

cc: S. D. Davis – Sempra Energy Utilities
W. L. Reed – Sempra Energy Utilities
R. Rawlings, Sempra Energy Utilities
P. J. Zellers – SDG&E
R. Feraru – CPUC - SF
Pacific Gas & Electric
Southern California Edison
Pacific Bell

ALLOCATIONS FOR CONVERSIONS

1. Total allocations (1968 - 2001)		\$468,291,975
2. Report year's allocation (2002)	\$22,281,118	
3. Total allocations through report year (1968 - 2002) (1+2)		\$490,573,093

EXPENDITURES FOR CONVERSIONS

4. Total expended for completed conversions (1968-2001) (from 2001 report)	\$335,042,410	
5. Total report year expended for completed conversions (2002) *	\$16,081,814	
6. Total expended for completed conversions through report year (1968-2001) (4+5)		\$351,124,224
7. Total expended on conversions not completed by report year-end (2001)	\$42,157,972	
8. Total expended (6+7)		\$393,282,196

TOTAL UNEXPENDED FUNDS (3-8)

9. If expenditures are greater than allocations		\$0
10. If allocations are greater than expenditures (One of the above (9 or 10) will always be -0-)		\$97,290,897

FUNDS COMMITTED

11. Total funds authorized to completed partially completed jobs shown on Line 7	\$15,112,142	
12. Funds for jobs not under construction where U.G. districts have been formed under enabling legislation	\$41,857,583	
13. Total Committed (11+12)		\$56,969,725

ADDITIONAL FUNDS COMMITTED

14. Funds required for identified projects under study by active U.G. Communities as of report year ending (projected through 2002)	\$24,755,884	
---	--------------	--

MEMO INFORMATION

15. Advance for specific communities beyond current allocations		\$5,116
16. Reserve funds held for specific communities for which no specific current projects are under study as of report year-end.		\$15,565,288
17. Expenditures to Case 9365 (Transmission dollars which are included in the total cost above in Line 8)		\$12,969,401

* Adjustment to total

RULE 20A DEFINITIONS

1. Total Rule 20A funds committed by the Utility. This amount is equal to the Company's total allocation from the year of inception to prior report year.
2. This amount is the Company total for the report year Rule 20A allocation.
3. Total of Line 1 plus Line 2 which is the base for this year's report.
4. Total expended for completed conversion jobs from inception through prior report year.
5. Total expended for completed conversion jobs for the report year.
6. Total of Line 4 plus Line 5.
7. Total expended for conversion jobs not yet completed through report year.
8. Total of Line 6 plus Line 7.
9. Expenditures that are greater than allocations:
Line 8 minus Line 3 = overexpended funds.
10. Expenditures that are less than allocations:
Line 3 minus Line 8 = unexpended funds.
11. Total funds authorized to complete the conversion jobs reported in Item Line 7.
12. Funds committed for conversion jobs where the Underground District has been established under enabling legislation.
13. Total of Line 11 plus Line 12.
14. Additional funds committed for specific identified jobs under study by active U.G. communities as of report year-ending.
15. The total sum for specific aggressive communities that have expended and committed funds that exceed their report year allocation.
16. The total sum for specific communities that have not expended or committed funds equal to their report year allocation.
17. Expenditures to Case 9365 (transmission dollars which are included in Line 8 above).

**TOTAL SUMMARY
 SAN DIEGO GAS & ELECTRIC
 REPORT ON CONVERSION OF OVERHEAD TO UNDERGROUND
 ELECTRIC DISTRIBUTION FACILITIES
 YEAR 2002**

<u>Rule</u>	<u>Location</u>	<u>Distribution of Costs</u>
20A	City of Chula Vista	\$1,721,330
	City of Dana Point	\$959,171
	City of El Cajon	\$588,879
	City of Imperial Beach	\$1,933,493
	County of Orange	\$165,000
	City of San Diego	\$10,259,736
	20A TOTALS:	\$15,627,609
	Adjustments to previously reported jobs	\$454,205
	20A GRAND TOTALS:	\$16,081,814

**TOTAL SUMMARY
SAN DIEGO GAS & ELECTRIC
REPORT ON CONVERSION OF OVERHEAD TO UNDERGROUND
ELECTRIC DISTRIBUTION FACILITIES
YEAR 2002**

DISTRIBUTION OF COSTS

<u>Rule</u>	<u>Location</u>	<u>Total</u>	<u>Other</u>	<u>Utility</u>
20B	City of Carlsbad	\$139,573	\$14,344	\$125,229
	City of Encinitas	\$27,905	\$11,865	\$16,040
	City of Escondido	\$1,089,053	\$229,963	\$859,090
	City of Oceanside	\$236,427	\$105,936	\$130,491
	County of Orange	\$276,179	\$245,336	\$30,843
	City of Poway	\$16,685	\$1,439	\$15,246
	City of San Clemente	\$1,287,547	\$251,031	\$1,036,516
	City of San Diego	\$69,963	\$29,471	\$40,492
	County of San Diego	\$275,576	\$98,361	\$177,215
	City of San Marcos	\$64,856	\$21,042	\$43,814
	City of Vista	\$210,720	\$112,994	\$97,726
20B TOTALS:		\$3,694,484	\$1,121,782	\$2,572,702

20C	City of Carlsbad	\$71,299	\$50,050	\$21,249
	City of Coronado	\$19,811	\$6,026	\$13,785
	City of Del Mar	\$60,548	\$33,434	\$27,114
	City of El Cajon	\$26,628	\$21,629	\$4,999
	City of Encinitas	\$283,608	\$206,367	\$77,241
	City of Escondido	\$240,461	\$148,387	\$92,074
	City of La Mesa	\$22,247	\$20,899	\$1,348
	City of Oceanside	\$161,113	\$126,583	\$34,530
	County of Orange	\$31,531	\$16,869	\$14,662
	City of Poway	\$56,119	\$34,460	\$21,659
	City of San Diego	\$70,306	\$72,771	-\$2,465
	County of San Diego	\$114,826	\$107,543	\$7,283
	City of San Marcos	\$99,224	\$66,749	\$32,475
	City of Vista	\$144,114	\$98,467	\$45,647
20C TOTALS:		\$1,401,835	\$1,010,234	\$391,601

RULE 20A
SAN DIEGO GAS & ELECTRIC
REPORT ON CONVERSION OF OVERHEAD TO UNDERGROUND
ELECTRIC DISTRIBUTION FACILITIES
YEAR 2002

DISTRIBUTION OF ALLOCATION COSTS

<u>Description and Location</u>	<u>City/County</u>	<u>Total Costs</u>
CITY OF CHULA VISTA Broadway #606577 (Between C St and E St) Work Orders 2563110, 2563111, 2563112, 2563113 Trench Footage: 2,680 No. of Services: 22 Poles Removed: 24	\$1,721,330	\$1,721,330
CITY OF DANA POINT Green Lantern #709930 (joint project w/Orange County) (Pacific Coast Hwy to Dana Pt Harbor Dr) Work Orders 2614690, 2687680, 2687681, 2687683, 2729341 Trench Footage: 2,000' No. of Services: 1 Poles Removed: 14	\$959,171	\$959,171
CITY OF EL CAJON Main @ Magnolia (SW) #839811 Alley s/o Main @ Magnolia SW Work Orders 2641290, 2641291, 2641292, 2641293 Trench Footage: 1,621 No. of Services: 10 Poles Removed: 17	\$588,879	\$588,879
CITY OF IMPERIAL BEACH 13th Street #706063 (From Hwy 75 to Iris Av) Work Orders 2606410, 2690590, 2690591, 2690592, 2690593, 2690594, 2725940 Trench footage: 10,324' No. of Services: 73 Poles removed: 68	\$1,933,493	\$1,933,493
COUNTY OF ORANGE Green Lantern #709930 (joint project w/Dana Point) (Pacific Coast Hwy to Dana Pt Harbor Dr) See City of Dana Point for project details	\$165,000	\$165,000
CITY OF SAN DIEGO Camino Del Oro #943197 (Between El Paso Grande & Cale Frescota) Work Orders 2682040, 2682041, 2682042, 2682043, 2682044 Trench footage: 2,529' No. of Services: 12 Poles removed: 15	\$529,061	

RULE 20A
SAN DIEGO GAS & ELECTRIC
REPORT ON CONVERSION OF OVERHEAD TO UNDERGROUND
ELECTRIC DISTRIBUTION FACILITIES
YEAR 2002

DISTRIBUTION OF ALLOCATION COSTS

<u>Description and Location</u>	<u>City/County</u>	<u>Total Costs</u>
CCDC Area 2 Ph1 #838229 (10th - 17th and Ash to "F") Work Orders 2638810, 2638812, 2638813, 2638814, 2693830, 2732020, 2732021, 2732022 Trench footage: 10,837' No. of Services: 5 Poles removed: 83	\$1,788,882	
CCDC Area 2 Ph2 #838544 and #947181 (Market to K and 12th to 17th Streets) Work Orders 2639190, 2639191, 2639192, 2639193, 2639194, 2688400, 2742030, 2742031, 2742032, 2766650 Trench footage: 10,300' No. of Services: 19 Poles removed: 72	\$2,219,205	
Lamont Street #402779 (Between Fortuna & Grand) Work Orders 2526721, 2526722, 2526723, 2526724, 2526725, 2758260 Trench footage: 4,328' No. of Services: 24 Poles removed: 34	\$1,018,865	
Oceanview Blvd #409959 (From 29th St to I-15) Work Orders 2526510, 2526511, 2526512, 2526513, 2526514, 2752980, 2752981 Trench footage: 5,513' No. of Services: 16 Poles removed: 21	\$1,000,407	
Pacific Beach Drive #402782 (Between Mission Bl & Ebers) Work Orders 2526380, 2526381, 2526382, 2526383, 2526384 Trench footage: 2,905' No. of Services: 12 Poles removed: 19	\$546,822	
Skyline Drive #934257 and #035408 (Between Sychar Rd & Siena St and between Sychar & Gribble) Work Orders 2669600, 2669601, 2669602, 2669603, 2669604, 2708670, 2708671, 2708672 Trench footage: 3,640' No. of Services: 38 Poles removed: 68	\$2,018,356	

RULE 20A
SAN DIEGO GAS & ELECTRIC
REPORT ON CONVERSION OF OVERHEAD TO UNDERGROUND
ELECTRIC DISTRIBUTION FACILITIES
YEAR 2002

DISTRIBUTION OF ALLOCATION COSTS

<u>Description and Location</u>	<u>City/County</u>	<u>Total Costs</u>
Voltaire Street #934580 (Between Chatsworth & Catalina) Work Orders 2670170, 2670171, 2670172, 2670173, 2670174 Trench footage: 2,240' No. of Services: 57 Poles removed: 29	\$1,138,138	\$10,259,736
20A TOTAL:		\$15,627,609

RULE 20B
SAN DIEGO GAS & ELECTRIC
REPORT ON CONVERSION OF OVERHEAD TO UNDERGROUND
ELECTRIC DISTRIBUTION FACILITIES
YEAR 2002

Distribution of Allocation Costs

<u>Description and Location</u>	<u>Total</u>	<u>Other</u>	<u>Utility</u>
CITY OF CARLSBAD			
Sunny Creek Terraces Phase 3 Sunny Creek & Wolverine Terrace Work Orders 2691151, 2691150	\$139,573	\$14,344	\$125,229
CITY OF ENCINITAS			
Double LL Ranch Double LL Ranch w/o Lone Jack Rd Work Orders 2708432, 2730310	\$27,905	\$11,865	\$16,040
CITY OF ESCONDIDO			
Brookside Escondido N. Broadway @ Rincon Av Work Orders 2712920, 2712921	\$328,647	\$68,913	\$259,734
City of Escondido - Kit Carson Park Park Road, Kit Carson Park Work Orders 2699932, 2699931	\$760,406	\$161,050	\$599,356
	\$1,089,053	\$229,963	\$859,090
CITY OF OCEANSIDE			
Ortega Hwy/I-5 Relocation SR74 @ I-5 Work Orders 2608714, 2608715, 2608716	\$136,264	\$17,587	\$118,677
Old Grove Apartments Old Grove Road Work Orders 2708861, 2708862	\$29,652	\$49,619	-\$19,967
Pacific Village Phase 4 N. Tremont @ Sportfisher Work Orders 2736731, 2736730	\$70,511	\$38,730	\$31,781
	\$236,427	\$105,936	\$130,491
COUNTY OF ORANGE			
C988: New 12 kv Cir (Margarita Substation) Antonio Pkwy & Crown Valley Pkwy, LR Work Orders 2673344, 2673341	\$177,813	\$101,174	\$76,639
Ladera Village 2 - Windmill Ave Supersub Windmill Ave w/o Antonio Pkwy, LR Work Orders 2689671, 2689670	\$98,366	\$144,162	-\$45,796
	\$276,179	\$245,336	\$30,843
CITY OF POWAY			
Diroma Subdivision Midland s/o Outlook Work Orders 2732790, 2732791	\$16,685	\$1,439	\$15,246

RULE 20B
SAN DIEGO GAS & ELECTRIC
REPORT ON CONVERSION OF OVERHEAD TO UNDERGROUND
ELECTRIC DISTRIBUTION FACILITIES
YEAR 2002

Distribution of Allocation Costs

<u>Description and Location</u>	<u>Total</u>	<u>Other</u>	<u>Utility</u>
CITY OF SAN CLEMENTE			
Calle de Los Alamos Marinos to Valencia Work Orders 2736010, 2567871, 2567870, 2567872, 2567873	\$1,287,547	\$251,031	\$1,036,516
CITY OF SAN DIEGO			
Archimedes Project Phase 2 5660 Eastgate Drive, "F" Work Order 2724830	\$19,933	\$13,956	\$5,977
Mesa Verde Estates - Johnson Communities Vine Road n/o Shaw Ridge Road Work Orders 2670572, 2670570	\$50,030	\$15,515	\$34,515
	\$69,963	\$29,471	\$40,492
COUNTY OF SAN DIEGO			
Bromley-Holcombe 6907 El Camino Del Norte, RS Work Orders 2705880, 2705881	\$41,247	\$18,156	\$23,091
Dendy Greg Dendy Sky, VC Work Orders 2710890, 2745150	\$39,822	\$23,725	\$16,097
Kachay Homes Los Morros n/o La Bajada, RS Work Orders 2744790, 2744791	\$60,142	\$23,890	\$36,252
M J Baxter Drilling 12845 Hwy 67, LK Work Orders 2715380, 2715381	\$26,029	\$10,293	\$15,736
McKenna Heights Mactan Road @ Camino De Oro, VC Work Orders 2707770, 2707771	\$43,673	\$11,085	\$32,588
San Diego County Tract 519 Miller Road n/o Valley Road, VC Work Orders 2708112, 2708110	\$15,149	\$7,135	\$8,014
The Springs in Borrego Roadrunner Club on Digiorgio Road n/o Palm Canyon Drive, BR Work Orders 2709900, 2709901	\$49,514	\$4,077	\$45,437
	\$275,576	\$98,361	\$177,215

RULE 20B
SAN DIEGO GAS & ELECTRIC
REPORT ON CONVERSION OF OVERHEAD TO UNDERGROUND
ELECTRIC DISTRIBUTION FACILITIES
YEAR 2002

Distribution of Allocation Costs

<u>Description and Location</u>	<u>Total</u>	<u>Other</u>	<u>Utility</u>
CITY OF SAN MARCOS			
Mission Corridor Revitalization Mission Road & Marcos Street Work Orders 2714971, 2714970	\$42,806	\$15,037	\$27,769
Royal Oaks Senior Apartments Woodward St & Borden Work Orders 2741971, 2741972	\$22,050	\$6,005	\$16,045
	\$64,856	\$21,042	\$43,814
CITY OF VISTA			
Delta Consultants, Inc. Foothill & San Clemente Work Orders 2693650, 2693651	\$91,345	\$50,643	\$40,702
Stephen Property Subdivision Escondido Ave & Crescent Drive Work Orders 2732181, 2732182	\$57,539	\$35,494	\$22,045
Sycamore Vista Business Park Phase 1 Sycamore e/o Melrose Work Orders 2699455, 269944	\$61,836	\$26,857	\$34,979
	\$210,720	\$112,994	\$97,726
TOTALS: 20B	\$3,694,484	\$1,121,782	\$2,572,702

RULE 20C
SAN DIEGO GAS & ELECTRIC
REPORT ON CONVERSION OF OVERHEAD TO UNDERGROUND
ELECTRIC DISTRIBUTION FACILITIES
YEAR 2002

Distribution of Allocation Costs

<u>Description and Location</u>	<u>Total</u>	<u>Other</u>	<u>Utility</u>
CITY OF CARLSBAD			
Carnation (Ryland Homes) Blackrail s/o Poinsettia Ln Work Orders 2696011, 2696010	\$39,008	\$24,240	\$14,768
Ocean Villas 2490 Ocean Street Work Orders 2740733, 2740732	\$32,291	\$25,810	\$6,481
	\$71,299	\$50,050	\$21,249
CITY OF CORONADO			
Jackman, Harry 1108 F Ave Work Orders 2732070, 2732071	\$19,811	\$6,026	\$13,785
CITY OF DEL MAR			
Zable, Stephanie 497 Pine Needles Dr Work Orders 2727231, 2727230	\$60,548	\$33,434	\$27,114
CITY OF EL CAJON			
Bermuda Lane Homes 1298 Bermuda Lane Work Orders 2710570, 2710571	\$22,619	\$17,037	\$5,582
Brookhurst County Estates Unit 4 Valley View e/o Granite Hills Dr Work Orders 2692891, 2692890	\$4,009	\$4,592	-\$583
	\$26,628	\$21,629	\$4,999
CITY OF ENCINITAS			
Bay Laurel Vulcan Ave @ Sanford, Leucadia Work Orders 2719172, 2719170	\$29,571	\$21,398	\$8,173
Downtown Encinitas Beautification Hwy 101 to Encinitas to G Street Work Orders 2721861, 2721860	\$65,973	\$45,817	\$20,156
Gallery Phase 1 Camino El Dorado Work Orders 2714481, 2714480	\$128,662	\$100,108	\$28,554
Jacobs Townhouses 167 Jupiter Street Work Orders 2634911, 2634910	\$33,921	\$23,335	\$10,586
Ocean View Villas Oceanview Ave s/o Puebla Street Work Orders 2667691, 2667690	\$21,108	\$13,091	\$8,017

RULE 20C
SAN DIEGO GAS & ELECTRIC
REPORT ON CONVERSION OF OVERHEAD TO UNDERGROUND
ELECTRIC DISTRIBUTION FACILITIES
YEAR 2002

Distribution of Allocation Costs

<u>Description and Location</u>	<u>Total</u>	<u>Other</u>	<u>Utility</u>
Shores, Barbara 1238 Eolus Ave Work Orders 2759301, 2759300	\$4,373	\$2,618	\$1,755
	\$283,608	\$206,367	\$77,241
CITY OF ESCONDIDO			
Escondido Tract 800 Phase 3 E. Washington w/o E. Valley Pkwy Work Orders 2667401, 4667400	\$12,815	\$14,425	-\$1,610
Goodman, Randy and Sharon 2506 Peet Lane Work Orders 2713672, 2713671	\$18,397	\$13,084	\$5,313
Home Depot 1475 E. Valley Pkwy Work Orders 2718173, 2718172	\$197,651	\$113,914	\$83,737
Wier, Brian 583 Ranchita Dr Work Orders 2735181, 2735180	\$11,598	\$6,964	\$4,634
	\$240,461	\$148,387	\$92,074
CITY OF LA MESA			
Hafer Company, Inc. 9555 Grossmont Summit Dr Work Orders 2687171, 2687170	\$22,247	\$20,899	\$1,348
CITY OF OCEANSIDE			
Buena Vista Highlands Ivy Road @ Vista Way & Cassidy Work Orders 2680201, 2680200	\$19,482	\$20,681	-\$1,199
Inn of Oceanside 917 N. Coast Hwy Work Orders 2723091, 2723090	\$21,713	\$13,922	\$7,791
Jessup Residence 1802 Laurel Road Work Orders 2709191, 2709190	\$9,017	\$10,665	-\$1,648
Neptune Way Condos Neptune Way @ Myers Street Work Orders 2731391, 2731390	\$22,771	\$17,574	\$5,197
Oceanside School Dist - Nichols Elementary Pala Road e/o Douglas Dr Work Orders 2708501, 2708500	\$54,806	\$26,138	\$28,668

RULE 20C
SAN DIEGO GAS & ELECTRIC
REPORT ON CONVERSION OF OVERHEAD TO UNDERGROUND
ELECTRIC DISTRIBUTION FACILITIES
YEAR 2002

Distribution of Allocation Costs

<u>Description and Location</u>	<u>Total</u>	<u>Other</u>	<u>Utility</u>
Pacific Coast Plaza/Ivy Street Conversion Ivy Street w/o Jefferson Street Work Orders 2617775, 2617774	\$22,073	\$23,469	-\$1,396
Santorini Villas I and II Tremont Street @ Neptune Ave Work Orders 2700311, 2700310	\$4,852	\$5,413	-\$561
Summit Energy 1202 S. Coast Hwy Work Orders 2692310, 2692311	\$6,399	\$8,721	-\$2,322
	\$161,113	\$126,583	\$34,530
COUNTY OF ORANGE			
Seacliff Drive 31712 Seacliff Dr, SL Work Orders 2710640, 2710641	\$31,531	\$16,869	\$14,662
CITY OF POWAY			
Liguori Ranch 15555 Stage Coach Road Work Orders 2736430, 2736431	\$56,119	\$34,460	\$21,659
CITY OF SAN DIEGO			
Dunham Summit Dunham Way s/o Lansdale Dr Work Orders 2704900, 2704901	\$8,346	\$10,279	-\$1,933
Irving Craig 727 Stafford Pl Work Orders 27323661, 2732660	\$16,211	\$12,789	\$3,422
Kroc Community Center University Ave btwn Aragon Dr & 69th St Work Orders 2703201, 2703200	\$45,749	\$49,703	-\$3,954
	\$70,306	\$72,771	-\$2,465
COUNTY OF SAN DIEGO			
Auto Zone 1884 Main Street, RA Work Orders 2633161, 2633160	\$13,776	\$18,647	-\$4,871
Pompa, Elaine 4001 Bardaquera Pl, BO Work Orders 2729671, 2729670	\$5,719	\$2,053	\$3,666
Rancho Santa Fe Inn Linea Del Cielo and La Gracia, RS Work Orders 2736100, 2736101	\$42,922	\$24,101	\$18,821

RULE 20C
SAN DIEGO GAS & ELECTRIC
REPORT ON CONVERSION OF OVERHEAD TO UNDERGROUND
ELECTRIC DISTRIBUTION FACILITIES
YEAR 2002

Distribution of Allocation Costs

<u>Description and Location</u>	<u>Total</u>	<u>Other</u>	<u>Utility</u>
Shera Residence 5411 Linea del Cielo, RS Work Orders 2673830, 2673831	\$9,882	\$10,504	-\$622
TM 5151 Wilkes Rd and Atchison Way, VC Work Orders 2698691, 2698690	\$10,082	\$9,455	\$627
Union Residence 16643 El Zorro VIS, RS Work Orders 2679140, 2679141	\$4,393	\$3,176	\$1,217
Valencia Heights Circo Diegueno s/o Valencia, RS Work Orders 2731400, 2731401	\$8,644	\$10,049	-\$1,405
Vaughan, Bill Sutherland Dam Rd n/o Hwy 78, RA Work Orders 2704401, 2704400	\$19,408	\$29,558	-\$10,150
	\$114,826	\$107,543	\$7,283
CITY OF SAN MARCOS			
BAP Nursery 1961 Mulberry Dr Work Orders 2699961, 2699960	\$7,191	\$13,777	-\$6,586
Miller, Richard 834 Phoenix Way Work Orders 2714701, 2714700	\$5,232	\$5,372	-\$140
Willow Creek TSM340 Twin Oaks Valley Road Work Orders 2720131, 2720130	\$86,801	\$47,600	\$39,201
	\$99,224	\$66,749	\$32,475
CITY OF VISTA			
Buena Creek Sewage Station 2080 S. Melrose Drive Work Orders 2681570, 2681571	\$27,589	\$26,012	\$1,577
Sunrise Terrace 817 Taylor Street Work Orders 2727771, 2727770	\$79,438	\$45,268	\$34,170
Vista Tract 89-49 Brookings Lane & Bonita Drive Work Orders 2634411, 2634410	\$26,726	\$17,562	\$9,164

RULE 20C
SAN DIEGO GAS & ELECTRIC
REPORT ON CONVERSION OF OVERHEAD TO UNDERGROUND
ELECTRIC DISTRIBUTION FACILITIES
YEAR 2002

Distribution of Allocation Costs

<u>Description and Location</u>	<u>Total</u>	<u>Other</u>	<u>Utility</u>
Walgreen's Pharmacy 802 S. Santa Fe Ave Work Orders 2699501, 2699500	\$10,361	\$9,625	\$736
	\$144,114	\$98,467	\$45,647
TOTALS: 20C	\$1,401,835	\$1,010,234	\$391,601

March 31, 2004

PUG 100
C.8209

Mr. William Ahern, Executive Director
California Public Utilities Commission
505 Van Ness Avenue
San Francisco, CA 94102

Subject: SDG&E's 2003 REPORT OF RULE 20A CONVERSIONS

Dear Mr. Ahern:

In accordance with Ordering Paragraph 7 of Decision 73078 in Case 8209, San Diego Gas & Electric Company is submitting herewith a full report on conversion work completed during the year 2003, including a list and description of each project. You will find the report broken into categories of Rule 20A, 20B, and 20C.

The overall status of our Rule 20A conversion program in our service territory as of December 31, 2003, and a list of definitions, in accordance with the format requested by the California Public Utilities Commission, is contained in the attached report.

If you have any questions regarding the 20A Conversion Report, please call Margee Moore, Regulatory Case Administrator, at (858) 654-1748.

Sincerely,

Joy C. Yamagata
Regulatory Case Manager

cc: S.D. Davis, SDG&E
L. Schavrien, SDG&E
R. Rawlings, SDG&E
S.P. Furgerson, SDG&E
N.G. Kohls, SDG&E
B. Schumacher, CPUC – SF
E. Green, CPUC – SF
Pacific Gas & Electric
Southern California Edison
SBC

2003 Conversion Report Distribution List

Brian Cherry
Director of Regulatory Relations
Pacific Gas & Electric Company
P.O. Box 770000
San Francisco, CA 94177-0001

Martin Collette
Manager of Pricing & Tariffs
Southern California Edison Company
P.O. Box 800
2244 Walnut Grove Ave.
Rosemead, CA 91770

Dennis Evans
SBC
140 New Montgomery
San Francisco, CA 94105

ALLOCATIONS FOR CONVERSIONS

1. Total allocations (1968 - 2002)**		\$480,585,191
2. Report year's allocation (2003)	\$22,295,096	
3. Total allocations through report year (1968 - 2003) (1+2)		\$502,880,287

EXPENDITURES FOR CONVERSIONS

4. Total expended for completed conversions (1968-2002) (from 2002 report)	\$351,124,224	
5. Total report year expended for completed conversions (2003) *	\$21,743,719	
6. Total expended for completed conversions through report year (1968-2003) (4+5)		\$372,867,943
7. Total expended on conversions not completed by report year-end (2003)	\$45,381,732	
8. Total expended (6+7)		\$418,249,675

TOTAL UNEXPENDED FUNDS (3-8)

9. If expenditures are greater than allocations		\$0
10. If allocations are greater than expenditures (One of the above (9 or 10) will always be -0-)		\$84,630,612

FUNDS COMMITTED

11. Total funds authorized to complete partially completed jobs shown on Line 7	\$8,932,214	
12. Funds for jobs not under construction where U.G. districts have been formed under enabling legislation	\$43,694,305	
13. Total Committed (11+12)		\$52,626,519

ADDITIONAL FUNDS COMMITTED

14. Funds required for identified projects under study by active U.G. Communities as of report year ending (projected through 2003)	\$5,742,032	
---	-------------	--

MEMO INFORMATION

15. Advance for specific communities beyond current allocations		\$0
16. Reserve funds held for specific communities for which no specific current projects are under study as of report year-end.		\$26,262,061
17. Expenditures to Case 9365 (Transmission dollars which are included in the total cost above in Line 8)		\$16,765,315

* Adjustment to total

** Adjusted for addition error in current allocation amount on 2002 report and
to reflect franchise agreements with City of San Diego.

RULE 20A DEFINITIONS

1. Total Rule 20A funds committed by the Utility. This amount is equal to the Company's total allocation from the year of inception to prior report year.
2. This amount is the Company total for the report year Rule 20A allocation.
3. Total of Line 1 plus Line 2 which is the base for this year's report.
4. Total expended for completed conversion jobs from inception through prior report year.
5. Total expended for completed conversion jobs for the report year.
6. Total of Line 4 plus Line 5.
7. Total expended for conversion jobs not yet completed through report year.
8. Total of Line 6 plus Line 7.
9. Expenditures that are greater than allocations:
Line 8 minus Line 3 = overexpended funds.
10. Expenditures that are less than allocations:
Line 3 minus Line 8 = unexpended funds.
11. Total funds authorized to complete the conversion jobs reported in Item Line 7.
12. Funds committed for conversion jobs where the Underground District has been established under enabling legislation.
13. Total of Line 11 plus Line 12.
14. Additional funds committed for specific identified jobs under study by active U.G. communities as of report year-ending.
15. The total sum for specific aggressive communities that have expended and committed funds that exceed their report year allocation.
16. The total sum for specific communities that have not expended or committed funds equal to their report year allocation.
17. Expenditures to Case 9365 (transmission dollars which are included in Line 8 above).

**TOTAL SUMMARY
 SAN DIEGO GAS & ELECTRIC
 REPORT ON CONVERSION OF OVERHEAD TO UNDERGROUND
 ELECTRIC DISTRIBUTION FACILITIES
 YEAR 2003**

<u>Rule</u>	<u>Location</u>	<u>Distribution of Costs</u>
20A	City of Coronado	\$1,282,329
	City of Chula Vista	\$4,661,800
	City of Dana Point	\$966,872
	City of Encinitas	\$1,410,217
	City of Escondido	\$1,726,850
	City of Lemon Grove	\$657,765
	City of San Diego	\$10,450,024
	County of San Diego	\$15,089
	City of Solana Beach	\$293,798
	20A TOTALS:	\$21,464,744
	Adjustments to previously reported jobs	\$278,975
	20A GRAND TOTALS:	\$21,743,719

**TOTAL SUMMARY
SAN DIEGO GAS & ELECTRIC
REPORT ON CONVERSION OF OVERHEAD TO UNDERGROUND
ELECTRIC DISTRIBUTION FACILITIES
YEAR 2003**

DISTRIBUTION OF COSTS

<u>Rule</u>	<u>Location</u>	<u>Total</u>	<u>Other</u>	<u>Utility</u>
20B	City of Carlsbad	\$322,214	\$192,957	\$129,257
	City of Coronado	\$448,906	\$251,279	\$197,627
	City of Chula Vista	\$245,013	\$71,831	\$173,182
	City of Encinitas	\$196,390	\$30,577	\$165,813
	City of Escondido	\$282,385	\$130,733	\$151,652
	City of Mission Viejo	\$105,082	\$73,007	\$32,075
	City of Oceanside	\$16,363	\$8,120	\$8,243
	City of Poway	\$405,717	\$173,942	\$231,775
	City of San Diego	\$435,764	\$324,253	\$111,511
	County of San Diego	\$160,513	\$42,651	\$117,862
	City of San Juan Capistrano	\$47,212	\$14,891	\$32,321
	City of San Marcos	\$595,578	\$196,499	\$399,079
20B TOTALS:		\$3,261,137	\$1,510,740	\$1,750,397
20C	City of Carlsbad	\$20,385	\$24,785	-\$4,400
	City of Encinitas	\$49,011	\$30,721	\$18,290
	City of Escondido	\$195,931	\$154,490	\$41,441
	City of Lemon Grove	\$17,744	\$17,035	\$709
	City of Oceanside	\$210,015	\$171,485	\$38,530
	City of Poway	\$7,733	\$5,476	\$2,257
	City of Solana Beach	\$38,075	\$27,603	\$10,472
	City of San Diego	\$273,256	\$115,976	\$157,280
	County of San Diego	\$273,902	\$207,568	\$66,334
	City of San Marcos	\$28,219	\$21,308	\$6,911
20C TOTALS:		\$1,114,271	\$776,447	\$337,824

RULE 20A
SAN DIEGO GAS & ELECTRIC
REPORT ON CONVERSION OF OVERHEAD TO UNDERGROUND
ELECTRIC DISTRIBUTION FACILITIES
YEAR 2003

DISTRIBUTION OF ALLOCATION COSTS

Description and Location

City/County **Total Costs**

CITY OF CORONADO

Silver Strand Phase 3 #606577
(Silver Strand BI btwn Tulagi Rd & Navy Yacht Club)
Work Orders 2565195, 2565196, 2565198, 2746850, 2719670
Trench Footage: 8,150
No. of Services: 0
Poles Removed: 36

\$1,282,329 **\$1,282,329**

CITY OF CHULA VISTA

4th Ave #832982
(4th Ave from H St to L St)
Work Orders 2679370, 2679371, 2679372, 2679373, 2679374
Trench Footage: 5,300
No. of Services: 90
Poles Removed: 28

\$3,716,979

Palomar St #606576
(Palomar St btwn I-5 and Industrial BI)
Work Orders 2563100, 2563101, 2563102, 2563103, 2563104, 2789352
Trench Footage: 850
No. of Services: 4
Poles Removed: 8

\$615,808

Quintard St #240453
(btwn 3rd & Orange Av)
Work Orders 2761460, 2761461, 2761462, 2761463, 2761464
Trench Footage: 1,100
No. of Services: 14
Poles Removed: 6

\$329,013 **\$4,661,800**

CITY OF DANA POINT

Doheny Village St Improvements #834436
(Las Vegas Av, Domingo Av, Victoria BI)
Work Orders 2631851, 2631852, 2631853, 2702160
Trench Footage: 2,600
No. of Services: 21
Poles Removed: 30

\$966,872 **\$966,872**

CITY OF ENCINTAS

Vulcan Ave #933195
(Vulcan Av btwn Encinitas BI & Leucadia BI)
Work Orders 2687660, 2687662, 2687663, 2687664, 2687665
Trench Footage: 3,400
No. of Services: 30
Poles Removed: 36

\$1,410,217 **\$1,410,217**

RULE 20A
SAN DIEGO GAS & ELECTRIC
REPORT ON CONVERSION OF OVERHEAD TO UNDERGROUND
ELECTRIC DISTRIBUTION FACILITIES
YEAR 2003

DISTRIBUTION OF ALLOCATION COSTS

Description and Location

City/County

Total Costs

CITY OF ESCONDIDO

EI Norte Pkwy #837515

\$1,726,850

\$1,726,850

(Noreen to Midway)

Work Orders 2645991, 2645992, 2645990, 2697670, 2697671

Trench Footage: 7,600

No. of Services: 25

Poles Removed: 52

CITY OF LEMON GROVE

City of LG - Olive St #043453

\$657,765

\$657,765

(Olive Street, Broadway to Central)

Work Orders 2748933, 2748934, 2748931, 2748932, 2748935, 2785060

Trench Footage: 2,415

No. of Services: 11

Poles Removed: 11

CITY OF SAN DIEGO

Lamont St #844979

\$1,804,817

(Btwn Garnet Av & Loring)

Work Orders 2661360, 2661361, 2661362, 2661363, 2661364

Trench Footage: 3,725

No. of Services: 33

Poles Removed: 39

La Jolla Mesa Dr #933773

\$684,019

(LJ Mesa btwn LJ Scenic Dr & Dunhill)

Work Orders 2671270, 2671271, 2671272, 2671273, 2671274, 2797900

Trench Footage: 1,680

No. of Services: 24

Poles Removed: 16

Meadowbrook Dr S #944625

\$1,193,901

(Meadowbrook Dr, Skyline Dr to Paradise Vly Rd)

Work Orders 2684340, 2684341, 2684342, 2684343, 2684344

Trench footage: 4,665

No. of Services: 24

Poles removed: 26

Morena BI #709998

\$3,967,309

(Btwn Napier St & Ariane Dr)

Work Orders 2614834, 2553500, 2553501, 2553502, 2553503

Trench footage: 5,100 distribution, 10,000 transmission

No. of Services: 19

Poles removed: 69 (distribution & transmission)

**RULE 20A
SAN DIEGO GAS & ELECTRIC
REPORT ON CONVERSION OF OVERHEAD TO UNDERGROUND
ELECTRIC DISTRIBUTION FACILITIES
YEAR 2003**

DISTRIBUTION OF ALLOCATION COSTS

<u>Description and Location</u>	<u>City/County</u>	<u>Total Costs</u>
Orange Ave #931794 (Orange Av betwn 33rd & 40th Streets) Work Orders 2677440, 2677441, 2677442, 2677443, 2677445, 2677447, 2677448, 2770550, 2770551, 2770552 Trench Footage: 7,160 No. of Services: 5 Poles Removed: 49	\$1,473,629	
Zion Ave #942790 (Zion Av btwn Msn Gorge & Waring) Work Orders 2681550, 2681551, 2681552, 2681553, 2681554, 2681555, 2681556 Trench Footage: 7,614 No. of Services: 24 Poles Removed: 33	\$1,326,349	\$10,450,024
COUNTY OF SAN DIEGO		
Mtn Meadow Rd Conv Addendum #243291 (27375 Mtn Meadow Rd, Escondido) Work Orders 2765520, 2765521, 2765522 Trench Footage: 15 No. of Services: 1 Poles Removed: 2	\$15,089	\$15,089
CITY OF SOLANA BEACH		
Stevens Av #134288 (Nardo to Genevieve) Work Orders 2723351, 2723352, 2723353, 2723350 Trench Footage: 1,000 No. of Services: 4 Poles Removed: 9	\$293,798	\$293,798
20A TOTAL:		\$21,464,744

RULE 20B
SAN DIEGO GAS & ELECTRIC
REPORT ON CONVERSION OF OVERHEAD TO UNDERGROUND
ELECTRIC DISTRIBUTION FACILITIES
YEAR 2003

Distribution of Allocation Costs

<u>Description and Location</u>	<u>Total</u>	<u>Other</u>	<u>Utility</u>
CITY OF CARLSBAD			
Terraces at Sunny Creek Apartments Sunny Creek n/o El Camino Real Work Orders 2745460, 2745461	\$23,567	\$7,308	\$16,259
Carlsbad Corporate Center El Cm Real and Faraday Av Work Orders 2680932, 2680933	\$298,647	\$185,649	\$112,998
	\$322,214	\$192,957	\$129,257
CITY OF CORONADO			
City of Coronado 20B Btwn 1st & 2nd; B & C Av Work Orders 2768313, 2768314	\$448,906	\$251,279	\$197,627
CITY OF CHULA VISTA			
Otay Lakes Rd - Widening Hunte Pky to Wueste Rd Work Orders 2738920, 2738922	\$245,013	\$71,831	\$173,182
CITY OF ENCINITAS			
Tract 98-306 (Maravu) Sparta Dr & Caudor St Work Orders 2717710, 2717711	\$34,353	\$3,792	\$30,561
Fox Ivan APN 264-091 Lone Jack Rd Work Orders 2661020, 2661021	\$162,037	\$26,785	\$135,252
	\$196,390	\$30,577	\$165,813
CITY OF ESCONDIDO			
Brookside Escondido Ph3A North Broadway @ Rincon Av Work Orders 2712740, 2736130	\$163,474	\$71,735	\$91,739
Escondido TR 745 Sheridan St Work Orders 2722790, 2722793	\$9,497	-\$315	\$9,812
Escondido TR 821 2850 E. Washington Av Work Orders 2751590, 2751591	\$76,098	\$48,700	\$27,398
Escondido TR 811 Johnston Rd w/o Citracado Pky Work Orders 2756910, 2756911	\$33,316	\$10,613	\$22,703
	\$282,385	\$130,733	\$151,652

RULE 20B
SAN DIEGO GAS & ELECTRIC
REPORT ON CONVERSION OF OVERHEAD TO UNDERGROUND
ELECTRIC DISTRIBUTION FACILITIES
YEAR 2003

Distribution of Allocation Costs

<u>Description and Location</u>	<u>Total</u>	<u>Other</u>	<u>Utility</u>
CITY OF MISSION VIEJO			
Mission Viejo Self Storage n/o Avery Pky Work Orders 2752540, 2752541	\$105,082	\$73,007	\$32,075
CITY OF OCEANSIDE			
Home Depot Store Mission Av & Melrose Av Work Orders 2688320, 2688321	\$16,363	\$8,120	\$8,243
CITY OF POWAY			
Heritage Ph II Poway Tract 98-02 Old Coach Rd & Old Coach Way Work Orders 2720180, 2720181, 2735090	\$303,360	\$126,350	\$177,010
Oak Knoll Subdivision Oak Knoll w/o Carriage Rd Work Orders 2746982, 2746983	\$102,357	\$47,592	\$54,765
	\$405,717	\$173,942	\$231,775
CITY OF SAN DIEGO			
Del Mar Estates e/o Carmel Country Rd & s/o Co Vista Lujo Work Orders 2613670, 2613671	\$37,720	\$17,669	\$20,051
General Atomics Building 79 10247 Flanders Ct Work Order 2771031	\$9,307	\$0	\$9,307
Hyatt Kettner @ Harbor Work Order 2636160	\$289,978	\$242,584	\$47,394
Mission City North Fenton Pky n/o Friars Rd Work Orders 2739764, 2757501	\$98,759	\$64,000	\$34,759
	\$435,764	\$324,253	\$111,511
COUNTY OF SAN DIEGO			
CO SD TR 5196RPL-Schofield Subd Via De Fortuna & La Crescenta, RS Work Orders 2737860, 2737861	\$71,560	\$14,821	\$56,739
Clark Residence Las Colinas n/o Los Barbos, RS, APN 267-080-13 Work Orders 2749690, 2749692	\$58,833	\$9,050	\$49,783

RULE 20B
SAN DIEGO GAS & ELECTRIC
REPORT ON CONVERSION OF OVERHEAD TO UNDERGROUND
ELECTRIC DISTRIBUTION FACILITIES
YEAR 2003

Distribution of Allocation Costs

<u>Description and Location</u>	<u>Total</u>	<u>Other</u>	<u>Utility</u>
San Diego County Tract 5149 Ph2 @ Miller Rd n/o Valley Center Rd, VC Work Orders 2708130, 2708131, 2708132	\$30,120	\$18,780	\$11,340
	\$160,513	\$42,651	\$117,862
CITY OF SAN JUAN CAPISTRANO			
Parks, Lucy 31761 Aguacate Rd, SJ Work Orders 2729604, 2729641	\$47,212	\$14,891	\$32,321
CITY OF SAN MARCOS			
Richland Estates Ph3 Richland Rd, Mulberry Dr & Tres Rcho Ln (adj to) Work Orders 2739970, 2739971	\$118,046	\$53,192	\$64,854
Richland Estates Ph4 Richland Rd, Mulberry Dr & Tres Rcho Ln Work Orders 2739980, 2739981	\$182,575	\$45,659	\$136,916
231202 Rose Ranch/Tract Entry Conv Mulberry Dr @ Tract Entry Work Orders 2746510, 2746511	\$75,745	\$12,881	\$62,864
Creekside Market San Marcos Bl @ Grand Av Work Orders 2779480, 2779481	\$76,282	\$44,439	\$31,843
San Elijo Hills s/e corner La Costa Mdw Dr & Rho Sta Fe Rd Work Orders 2638270, 2638272, 2690518, 2690519, 2711700	\$142,930	\$40,328	\$102,602
	\$595,578	\$196,499	\$399,079
TOTALS: 20B	\$3,261,137	\$1,510,740	\$1,750,397

RULE 20C
SAN DIEGO GAS & ELECTRIC
REPORT ON CONVERSION OF OVERHEAD TO UNDERGROUND
ELECTRIC DISTRIBUTION FACILITIES
YEAR 2003

Distribution of Allocation Costs

<u>Description and Location</u>	<u>Total</u>	<u>Other</u>	<u>Utility</u>
CITY OF CARLSBAD			
Carlsbad Village Self Storage Tyler St @ Pine St Work Orders 2760761, 2760760	\$20,385	\$24,785	-\$4,400
CITY OF ENCINITAS			
Tract 98-306 (Maravu) Sparta Dr & Caudor St Work Orders 2717710, 2717711	\$11,279	\$9,169	\$2,110
Ashby Gerald 416 La Costa Av Work Orders 2727250, 2727251	\$31,844	\$16,503	\$15,341
TPM 00-085 Melba @ Nardo Work Orders 2743903, 2743902	\$5,888	\$5,049	\$839
	\$49,011	\$30,721	\$18,290
CITY OF ESCONDIDO			
Escondido TR 748 Conway Dr & Lehner Av Work Orders 2696810, 2696811	\$28,501	\$23,011	\$5,490
Esc Tract 835 - Arbor Glen S. Escondido Bl s/o Sunset Dr Work Orders 2738631, 2771930	\$82,527	\$65,135	\$17,392
Esc Tract 825 Lehner Av Work Orders 2745130, 2745131	\$15,362	\$7,655	\$7,707
Escondido Rock Springs Rock Springs Rd Work Orders 2755390, 2755391	\$20,951	\$16,241	\$4,710
Bill Proffer Purer Rd Work Orders 2726641, 2726640	\$37,173	\$31,686	\$5,487
Rancho Verde Estates Ph3 Eucalyptus @ Gamble Ln Work Orders 2666870, 2666872	\$11,417	\$10,762	\$655
	\$195,931	\$154,490	\$41,441

RULE 20C
SAN DIEGO GAS & ELECTRIC
REPORT ON CONVERSION OF OVERHEAD TO UNDERGROUND
ELECTRIC DISTRIBUTION FACILITIES
YEAR 2003

Distribution of Allocation Costs

<u>Description and Location</u>	<u>Total</u>	<u>Other</u>	<u>Utility</u>
CITY OF LEMON GROVE			
RCP Block and Brick Phase II 8240 Broadway Work Orders 2745871, 2745870	\$17,744	\$17,035	\$709
CITY OF OCEANSIDE			
Oceanside Pier View Way Undercrossing Pier View Wy btwn Cleveland & Meyers Work Orders 2757770, 2757771	\$199,273	\$154,633	\$44,640
Ivy Rd Ivy Rd w/o Avocado Rd Work Orders 2707100, 2707101	\$10,742	\$16,852	-\$6,110
	\$210,015	\$171,485	\$38,530
CITY OF POWAY			
Crowell Residence 11502 Creek Rd Work Orders 2720361, 2720360	\$7,733	\$5,476	\$2,257
CITY OF SOLANA BEACH			
Solana Beach Corporate Center Academy Dr @ Stevens Av Work Orders 2724690, 2724691	\$38,075	\$27,603	\$10,472
CITY OF SAN DIEGO			
Chen, Chiushan 2480 Hidden Vly Rd, LJ Work Orders 2754310, 2754311	\$51,553	\$32,956	\$18,597
Cherry Adam 135 9th St, DM Work Orders 2746840, 2746841	\$24,308	\$18,840	\$5,468
College Av Baptist Church 4747 College Av, SD Work Orders 2749331, 2749330	\$155,052	\$17,184	\$137,868
Dohohue, Mike 1087 Myrtle Wy, SD Work Orders 2752991, 2752990	\$5,790	\$3,077	\$2,713
Kennedy Development 5802 Corral Wy, LJ Work Orders 2746973, 2746972	\$15,723	\$18,719	-\$2,996

RULE 20C
SAN DIEGO GAS & ELECTRIC
REPORT ON CONVERSION OF OVERHEAD TO UNDERGROUND
ELECTRIC DISTRIBUTION FACILITIES
YEAR 2003

Distribution of Allocation Costs

<u>Description and Location</u>	<u>Total</u>	<u>Other</u>	<u>Utility</u>
Mayberry Apartments Btwn 44th St & I-805 Work Orders 2690080, 2690081	\$1,439	\$1,293	\$146
Newby, Ron 12747 Via Borgia, DM Work Orders 2752400, 2752401	\$19,391	\$23,907	-\$4,516
	\$273,256	\$115,976	\$157,280
COUNTY OF SAN DIEGO			
A & W Properties s/w of Paseo Delicias, RS Work Orders 2777331, 2777330	\$14,889	\$14,681	\$208
Chrisman Residence 6330 Lago Lindo, RS Work Orders 2759181, 2759180	\$17,467	\$18,492	-\$1,025
Fallbrook View Apartments 901 Alturas Rd, FB Work Orders 2743602, 2743601	\$62,718	\$41,530	\$21,188
Lopez Subdivision Vista Ln @ Via Del Tanido, SY Work Orders 2709440, 2709441	\$24,153	\$21,044	\$3,109
Mark Kirk APN 123-263-04 N La Canada, FB Work Orders 2765081, 2765808	\$2,201	\$1,226	\$975
St Peter's Catholic Church 450 S. Stagecoach Ln, FB Work Orders 2771331, 2771330	\$41,136	\$35,337	\$5,799
Steve Bedford Construction 16497 La Gracia, RS Work Orders 2750291, 2750290	\$17,736	\$7,098	\$10,638
Stivers Ranch Tract 4927 Ph1 5605 Central Av, BO Work Orders 2757961, 2757960	\$2,229	\$1,766	\$463
Sunset Elementary School Smythe Av @ Sunset, SY Work Orders 2742710, 2742711	\$79,252	\$57,784	\$21,468

RULE 20C
SAN DIEGO GAS & ELECTRIC
REPORT ON CONVERSION OF OVERHEAD TO UNDERGROUND
ELECTRIC DISTRIBUTION FACILITIES
YEAR 2003

Distribution of Allocation Costs

<u>Description and Location</u>	<u>Total</u>	<u>Other</u>	<u>Utility</u>
Tract 4878-4 Palomar Vista @ Pauma Heights Rd, VC Work Orders 2760170, 2767310	\$12,121	\$8,610	\$3,511
	\$273,902	\$207,568	\$66,334
CITY OF SAN MARCOS			
Hilltop Tract 413 Lots 6 & 7 s/o Falcon PI Work Orders 2725200, 2725201	\$6,763	\$4,436	\$2,327
Richland Estates Ph 1 Richland Rd, Mulberry Dr, Tres Rcho Ln (adj to) Work Orders 2739950, 2739951	\$21,456	\$16,872	\$4,584
	\$28,219	\$21,308	\$6,911
TOTALS: 20C	\$1,114,271	\$776,447	\$337,824

REPORT OF RULE 20A CONVERSIONSUTILITY: **SAN DIEGO GAS & ELECTRIC**YEAR ENDING: **2004****ALLOCATIONS FOR CONVERSIONS**

1. Total allocations (1968 - 2003)		\$502,880,287
2. Report year's allocation (2004)	\$18,560,703	
3. Total allocations through report year (1968 - 2004) (1+2)		\$521,440,990

EXPENDITURES FOR CONVERSIONS

4. Total expended for completed conversions (1968-2003) (from 2003 report)	\$372,867,943	
5. Total report year expended for completed conversions (2004)	\$35,773,670	
6. Total expended for completed conversions through report year (1968-2004) (4+5)		\$408,641,613
7. Total expended on conversions not completed by report year-end (2004)	\$35,640,691	
8. Total expended (6+7)		\$444,282,304

TOTAL UNEXPENDED FUNDS (3-8)

9. If expenditures are greater than allocations		\$0
10. If allocations are greater than expenditures (One of the above (9 or 10) will always be -0-)		\$77,158,686

FUNDS COMMITTED

11. Total funds authorized to complete partially completed jobs shown on Line 7	\$13,214,745	
12. Funds for jobs not under construction where U.G. districts have been formed under enabling legislation	\$61,827,134	
13. Total Committed (11+12)		\$75,041,879

ADDITIONAL FUNDS COMMITTED

14. Funds required for identified projects under study by active U.G. Communities as of report year ending (projected through 2005)	\$9,994,379	
---	-------------	--

MEMO INFORMATION

15. Advance for specific communities beyond current allocations		\$1,253,522
16. Reserve funds held for specific communities for which no specific current projects are under study as of report year-end.		-\$7,877,572
17. Expenditures to Case 9365 (Transmission dollars which are included in the total cost above in Line 8)		\$27,273,078

RULE 20A DEFINITIONS

1. Total Rule 20A funds committed by the Utility. This amount is equal to the Company's total allocation from the year of inception to prior report year.
2. This amount is the Company total for the report year Rule 20A allocation.
3. Total of Line 1 plus Line 2 which is the base for this year's report.
4. Total expended for completed conversion jobs from inception through prior report year.
5. Total expended for completed conversion jobs for the report year.
6. Total of Line 4 plus Line 5.
7. Total expended for conversion jobs not yet completed through report year.
8. Total of Line 6 plus Line 7.
9. Expenditures that are greater than allocations:
Line 8 minus Line 3 = overexpended funds.
10. Expenditures that are less than allocations:
Line 3 minus Line 8 = unexpended funds.
11. Total funds authorized to complete the conversion jobs reported in Item Line 7.
12. Funds committed for conversion jobs where the Underground District has been established under enabling legislation.
13. Total of Line 11 plus Line 12.
14. Additional funds committed for specific identified jobs under study by active U.G. communities as of report year-ending.
15. The total sum for specific aggressive communities that have expended and committed funds that exceed their report year allocation.
16. The total sum for specific communities that have not expended or committed funds equal to their report year allocation.
17. Expenditures to Case 9365 (transmission dollars which are included in Line 8 above).

**TOTAL SUMMARY
SAN DIEGO GAS & ELECTRIC
REPORT ON CONVERSION OF OVERHEAD TO UNDERGROUND
ELECTRIC DISTRIBUTION FACILITIES
YEAR 2004**

<u>Rule</u>	<u>Location</u>	<u>Distribution of Costs</u>
20A	City of Chula Vista	\$7,376,610
	City of Dana Point	\$2,436,881
	City of Encinitas	\$3,260,899
	City of Escondido	\$831,071
	City of National City	\$4,966,309
	City of San Clemente	\$150,000
	City of San Diego	\$15,467,207
	County of San Diego	\$974,317
	20A TOTALS:	\$35,463,294
	Adjustments to previously reported jobs	\$310,376
	20A GRAND TOTALS:	\$35,773,670

**TOTAL SUMMARY
SAN DIEGO GAS & ELECTRIC
REPORT ON CONVERSION OF OVERHEAD TO UNDERGROUND
ELECTRIC DISTRIBUTION FACILITIES
YEAR 2004**

DISTRIBUTION OF COSTS

<u>Rule</u>	<u>Location</u>	<u>Total</u>	<u>Other</u>	<u>Utility</u>
20B	City of Escondido	\$327,990	\$120,448	\$207,542
	City of Mission Viejo	\$167,576	\$83,835	\$83,741
	City of Oceanside	\$210,480	\$15,908	\$194,572
	City of Solana Beach	\$54,210	\$38,737	\$15,473
	City of San Diego	\$397,252	\$26,844	\$370,408
	County of San Diego	\$103,614	\$41,070	\$62,544
	City of San Juan Capistrano	\$89,671	\$61,472	\$28,199
	City of San Marcos	\$200,663	\$82,220	\$118,443
	City of Vista	\$59,093	\$23,927	\$35,166
20B TOTALS:		\$1,610,549	\$494,461	\$1,116,088

20C	City of Carlsbad	\$181,038	\$128,280	\$52,758
	City of Chula Vista	\$30,938	\$21,888	\$9,050
	City of Encinitas	\$135,858	\$155,931	-\$20,073
	City of Escondido	\$650,140	\$561,210	\$88,930
	City of La Mesa	\$6,808	\$5,417	\$1,391
	City of National City	\$13,362	\$9,589	\$3,773
	City of Oceanside	\$29,299	\$26,676	\$2,623
	City of San Diego	\$106,200	\$63,222	\$42,978
	County of San Diego	\$216,464	\$207,428	\$9,036
	City of San Marcos	\$57,783	\$58,297	-\$514
	City of Santee	\$72,825	\$0	\$72,825
	City of Vista	\$291,584	\$245,104	\$46,480
20C TOTALS:		\$1,792,299	\$1,483,042	\$309,257

RULE 20A
SAN DIEGO GAS & ELECTRIC
REPORT ON CONVERSION OF OVERHEAD TO UNDERGROUND
ELECTRIC DISTRIBUTION FACILITIES
YEAR 2004

DISTRIBUTION OF ALLOCATION COSTS

<u>Description and Location</u>	<u>City/County</u>	<u>Total Costs</u>
CITY OF CHULA VISTA		
Otay Lakes Rd #830438 (Bonita Rd to Cm Del Cerro Grande) Work Orders 2707010, 2707011, 2707012, 2707013, 2707014, 2554880, 2554881, 2554882, 2554883 Trench Footage: 17,137 No. of Services: 3 Poles Removed: 59	\$7,376,610	\$7,376,610
CITY OF DANA POINT		
Camino Capistrano #709927 (Cm Capistrano; Cm De Estrella - San Clemente) Work Orders 2614670, 2614671, 2687671, 2742450, 2820320 Trench Footage: 8,160 No. of Services: 32 Poles Removed: 34 NOTE: Shared project with City of San Clemente. San Clemente's portion is \$150K with remaining balance to Dana Point.	\$2,436,881	\$2,436,881
CITY OF ENCINITAS		
Quail Gardens Dr #035388 (Quail Gardens Dr) Work Orders 2711062, 2711064, 2711066, 2733090 Trench Footage: 2,845 No. of Services: 3 Poles Removed: 13	\$480,752	
Vulcan Av #233311 (Vulcan Av btwn Leucadia Av & La Costa Av) Work Orders 2750523, 2750524, 2750525, 2750526, 2750527 Trench Footage: 1,547 No. of Services: 26 Poles Removed: 52	\$2,780,147	\$3,260,899
CITY OF ESCONDIDO		
EI Norte 20A - 69KV #139810 (EI Norte Pkwy @ Midway) Work Orders 2800980, 2800981, 2800982, 2800983 Trench Footage: 515	\$831,071	\$831,071
CITY OF NATIONAL CITY		
8th Street Ph 1 #946245 (8th, I-5 to National City Bl, Roosevelt, 8th to Plaza) Work Orders 2686910, 2686911, 2686912, 2686914 Trench Footage: 4,156 No. of Services: 1 Poles Removed: 22	\$1,174,393	

RULE 20A
SAN DIEGO GAS & ELECTRIC
REPORT ON CONVERSION OF OVERHEAD TO UNDERGROUND
ELECTRIC DISTRIBUTION FACILITIES
YEAR 2004

DISTRIBUTION OF ALLOCATION COSTS

<u>Description and Location</u>	<u>City/County</u>	<u>Total Costs</u>
Highland Av Ph III #606250 (Highland Av btwn 19th St & 30th St) Work Orders 2686990, 2686991, 2686992, 2686993, 2686994, 2686995, 2686996, 2826550, 2826552, 2826553 Trench Footage: 6,311 No. of Services: 21 Poles Removed: 37	\$3,791,916	\$4,966,309
CITY OF SAN CLEMENTE		
Camino Capistrano #709927 (Cm Capistrano; Cm De Estrella - San Clemente) Work Orders 2614670, 2614671, 2687671, 2742450, 2820320 NOTE: Shared project with city of Dana Point. San Clemente's portion is \$150K with remaining balance to Dana Point. See Dana Point for trench footage, number of services, and poles removed.	\$150,000	\$150,000
CITY OF SAN DIEGO		
Del Cerro BI #032094 (Btwn Lyden Wy and Madra Av) Work Orders 2692350, 2692351, 2692352, 2692353, 2692354 Trench Footage: 10,047 No. of Services: 62 Poles Removed: 39	\$1,987,143	
Jamacha Rd #041741 (Btwn Meadowbrook & Cardiff) Work Orders 2768960, 2768962, 2768963, 2768964, 2768965 Trench Footage: 8,726 No. of Services: 78 Poles Removed: 26	\$1,645,495	
West Point Loma BI #403198 (Btwn Nimitz & Chapman St) Work Orders 2488990, 2488991, 2488992, 2488993, 2488994 Trench footage: 5,929 No. of Services: 5 Poles Removed: 24	\$1,751,007	
Linda Vista #842570 (Friars Rd, Napa/Morena BI) Work Orders 2645910, 2645911, 2645912, 2645913, 2645914 Trench footage: 3,955 No. of Services: 5 Poles removed: 28	\$2,202,997	

RULE 20A
SAN DIEGO GAS & ELECTRIC
REPORT ON CONVERSION OF OVERHEAD TO UNDERGROUND
ELECTRIC DISTRIBUTION FACILITIES
YEAR 2004

DISTRIBUTION OF ALLOCATION COSTS

<u>Description and Location</u>	<u>City/County</u>	<u>Total Costs</u>
<p>30th Street #944623 (University Av to Maple Ct) Work Orders 2684320, 2684321, 2684322, 2684323, 2684324, 2554530, 2554531, 2554532, 2554533, 2803400, 2780980 Trench Footage: 19,402 No. of Services: 60 Poles Removed: 111</p>	<p>\$7,853,357</p>	
<p>La Jolla Mesa Dr #945613 (Lamplight Dr to Turquoise St) Work Orders 2734014, 2734015 No. of Services: 1</p> <p>NOTE: This project was moved to the surcharge program. However, these two job levels were small portions that had to be done immediately to accommodate a customer who was rebuilding and therefore could not wait until the conversion took place. Work done while still a 20A.</p>	<p>\$27,208</p>	<p>\$15,467,207</p>
COUNTY OF SAN DIEGO		
<p>Palm Canyon Dr #932649 (Palm Cyn Dr; Christmas Cir/Di Giorgio) Work Orders 2666600, 2666601, 2666602, 2666603, 2666604 Trench Footage: 3,668 No. of Services: 4 Poles Removed: 19</p>	<p>\$974,317</p>	<p>\$974,317</p>
20A TOTAL:		\$35,463,294

RULE 20B
SAN DIEGO GAS & ELECTRIC
REPORT ON CONVERSION OF OVERHEAD TO UNDERGROUND
ELECTRIC DISTRIBUTION FACILITIES
YEAR 2004

Distribution of Allocation Costs

<u>Description and Location</u>	<u>Total</u>	<u>Other</u>	<u>Utility</u>
CITY OF ESCONDIDO			
Hidden Meadows Toomey Los Nidos Ln & Mountain View Work Orders 2736540, 2736541	\$33,213	\$11,640	\$21,573
Esc Tract 824 Sunset Dr & Encino Dr & Juniper St Work Orders 2745280, 2745281	\$152,260	\$51,532	\$100,728
Brookside II Ph 1 Conway Dr @ Cleveland Av Work Orders 2777210, 2777211	\$142,517	\$57,276	\$85,241
	\$327,990	\$120,448	\$207,542
CITY OF MISSION VIEJO			
Arroyo Trabuca Golf Course s/e Avery Pkwy Work Orders 2784433, 2739381, 2784437	\$167,576	\$83,835	\$83,741
CITY OF OCEANSIDE			
Panorama Ridge Panorama Ridge Rd e/o Palomar Vista Dr Work Orders 2765680, 2765681	\$172,470	\$16,468	\$156,002
Mission Wells (Douglas Dr Conver) e/o Douglas Dr w/o Petri Rd Work Orders 2767550, 2767551	\$32,912	-\$345	\$33,257
Ivy Road Conversion 1978 Ivy Rd Work Orders 2794600, 2794601	\$5,098	-\$215	\$5,313
	\$210,480	\$15,908	\$194,572
CITY OF SOLANA BEACH			
North Cedros Av Row Houses N. Cedros Av Work Orders 2733850, 2733851	\$54,210	\$38,737	\$15,473
CITY OF SAN DIEGO			
International Gateway of the Americas Cm Del La Playa @ Willow Work Orders 2705240, 2705242, 2705243, 27052404	\$397,252	\$26,844	\$370,408

RULE 20B
SAN DIEGO GAS & ELECTRIC
REPORT ON CONVERSION OF OVERHEAD TO UNDERGROUND
ELECTRIC DISTRIBUTION FACILITIES
YEAR 2004

Distribution of Allocation Costs

<u>Description and Location</u>	<u>Total</u>	<u>Other</u>	<u>Utility</u>
COUNTY OF SAN DIEGO			
Campo Hills East Sheridan Rd n/end, e/side Work Orders 2731521, 2731525, 2731520, 2731528	\$53,594	\$29,003	\$24,591
San Diego County Tract 5187 Pala Mesa Dr & Old Hwy 395 Work Orders 2746810, 2746811	\$33,755	\$8,812	\$24,943
PM 18338 - TPM 20235 Yucca Rd @ Hawks View Wy Work Orders 2735310, 2735311	\$16,265	\$3,255	\$13,010
	\$103,614	\$41,070	\$62,544
CITY OF SAN JUAN CAPISTRANO			
Tract 15701 (Lots 1-8) Del Obispo St @ Calle Aspero Work Orders 2716120, 2716121	\$89,671	\$61,472	\$28,199
CITY OF SAN MARCOS			
Vineyard Vineyard Rd, Borden to Woodward Work Orders 2719290, 2723270	\$36,371	\$0	\$36,371
San Marcos Tract 430 Cox Rd @ Sycamore Rd Work Orders 2761220, 2761221	\$84,963	\$37,781	\$47,182
Creekside Market San Marcos Bl @ Grand Av Work Orders 2779480, 2779481	\$79,329	\$44,439	\$34,890
	\$200,663	\$82,220	\$118,443
CITY OF VISTA			
Vista P.C. No. 2-054 Goodwin Dr & Barsby St Work Orders 2752150, 2768490	\$59,093	\$23,927	\$35,166
TOTALS: 20B	\$1,610,549	\$494,461	\$1,116,088

RULE 20C
SAN DIEGO GAS & ELECTRIC
REPORT ON CONVERSION OF OVERHEAD TO UNDERGROUND
ELECTRIC DISTRIBUTION FACILITIES
YEAR 2004

Distribution of Allocation Costs

<u>Description and Location</u>	<u>Total</u>	<u>Other</u>	<u>Utility</u>
CITY OF CARLSBAD			
Jefferson St Improvement Jefferson from Magnolia to Chinquapin Work Orders 2747230, 2747231	\$16,176	\$7,894	\$8,282
Village By The Sea Carlsbad Bl btwn Beech Av/ Christensen Wy/Washington St Work Orders 2754720, 2754721	\$119,441	\$80,487	\$38,954
Redeemer By The Sea Blackrail Rd @ Poinsettia Ln. Work Orders 2774250, 2774251	\$37,720	\$35,944	\$1,776
Worthing & Mast 1434 Forest Av Work Orders 2779340, 2779341	\$7,701	\$3,955	\$3,746
	\$181,038	\$128,280	\$52,758
CITY OF CHULA VISTA			
Park View Estates 387 Date St Work Orders 2789010, 2789011	\$2,582	\$3,048	-\$466
Cherry Adam 135 9th St Work Orders 2746840, 2746841	\$28,356	\$18,840	\$9,516
	\$30,938	\$21,888	\$9,050
CITY OF ENCINITAS			
Jung, Ray APN 259-131-54 Seeman Dr Work Orders 2752840, 2752841	\$10,610	\$8,137	\$2,473
KST Associates, Inc. 519 Liverpool Dr Work Orders 2785260, 2785261	\$4,703	\$2,545	\$2,158
Conway, Mike 1725 Mackinnon Av Work Orders 2798830, 2798831	\$6,395	\$5,956	\$439
Beach Street Requeza St & Beach St Work Orders 2793020, 2793021	\$114,150	\$139,293	-\$25,143
	\$135,858	\$155,931	-\$20,073

RULE 20C
SAN DIEGO GAS & ELECTRIC
REPORT ON CONVERSION OF OVERHEAD TO UNDERGROUND
ELECTRIC DISTRIBUTION FACILITIES
YEAR 2004

Distribution of Allocation Costs

<u>Description and Location</u>	<u>Total</u>	<u>Other</u>	<u>Utility</u>
CITY OF ESCONDIDO			
Escondido Tr 793 - Sunset Villas Sunset Dr North s/o Vermont Av Work Orders 2711010, 2724190	\$29,222	\$21,056	\$8,166
Delgado Parcels APN 227-355-23 1270 E Lincoln Wy Work Orders 2731820, 2731821	\$6,015	\$7,196	-\$1,181
Escondido Tract 835 - Arbor Glen S. Escondido Bl s/o Sunset Dr Work Orders 2771930, 2738631	\$85,068	\$105,911	-\$20,843
Fig and Farr Elementary School Fig and Farr St Work Orders 2749230, 2749231	\$262,414	\$213,702	\$48,712
Escondido Tract 650 Conway Dr @ Hubbard Av Work Orders 2757300, 2757301	\$59,578	\$27,853	\$31,725
Escondido Tract 841 S. Juniper St s/o 15th Av Work Orders 2761050, 2774610	\$38,119	\$32,975	\$5,144
Escondido Tract 845 - Aurora Hills II Amparo Dr @ S. Juniper St. Work Orders 2774171, 2774172	\$110,164	\$79,918	\$30,246
Nextel Cell Site Coyote Hill Dr Work Orders 2782380, 2782381	\$19,365	\$21,246	-\$1,881
Escondido Tract 856 Fig and Sendero Rd Work Orders 2791390, 2791391	\$6,156	\$5,854	\$302
Escondido Tract 759 Escondido Work Orders 2793230, 2793231	\$34,039	\$45,499	-\$11,460
	\$650,140	\$561,210	\$88,930
CITY OF LA MESA			
Park View - LM Tr 0201 Massachusetts @ Blackton Work Orders 2744430, 2744431	\$6,808	\$5,417	\$1,391

RULE 20C
SAN DIEGO GAS & ELECTRIC
REPORT ON CONVERSION OF OVERHEAD TO UNDERGROUND
ELECTRIC DISTRIBUTION FACILITIES
YEAR 2004

Distribution of Allocation Costs

<u>Description and Location</u>	<u>Total</u>	<u>Other</u>	<u>Utility</u>
CITY OF NATIONAL CITY			
Gulf Development 8th & N Work Orders 2768620, 2768621	\$13,362	\$9,589	\$3,773
CITY OF OCEANSIDE			
Pala Road Well Site Pala Rd e/o Douglas Dr Work Orders 2727140, 2727141	\$23,030	\$23,823	-\$793
Sonderegger, Doug 1812 Bailey Dr Work Orders 2810170, 2810171	\$6,269	\$2,853	\$3,416
	\$29,299	\$26,676	\$2,623
CITY OF SAN DIEGO			
Bodiker, Terry Oak Cyn Rd PW Work Orders 2740860, 2715320	\$38,757	\$24,827	\$13,930
Fipp, Bernie 1344 Dellcrest Ln, LJ Work Orders 2754070, 2754071	\$45,699	\$16,354	\$29,345
Skyline Terrace Leghorn s/o Skyline and w/o Woodman Work Orders 2772400, 2772401	\$21,744	\$22,041	-\$297
	\$106,200	\$63,222	\$42,978
COUNTY OF SAN DIEGO			
The Terraces Ph2 n/o Reche Rd & w/o Fallbrook St, FB Work Orders 2707870, 2707871	\$69,555	\$66,938	\$2,617
Nicholas Residence - Sharratt Cnst La Glorieta w/o Linea Del Cielo, RS Work Orders 2794220, 2794221	\$29,965	\$18,303	\$11,662
Cheryl Hanley Res 15213 El Cm Real, RS Work Orders 2787020, 2787021	\$21,830	\$17,715	\$4,115
Rancho Santa Fe Inn West of La Gracia, RS Work Orders 2773190, 2766070	\$12,747	\$24,955	-\$12,208

RULE 20C
SAN DIEGO GAS & ELECTRIC
REPORT ON CONVERSION OF OVERHEAD TO UNDERGROUND
ELECTRIC DISTRIBUTION FACILITIES
YEAR 2004

Distribution of Allocation Costs

<u>Description and Location</u>	<u>Total</u>	<u>Other</u>	<u>Utility</u>
County Tract #4978 - Blackwolf Estates			
E. Victoria @ Otto Ave, AP Work Orders 2766640, 2766641	\$45,049	\$43,816	\$1,233
Pierson Residence			
15350 El Cm Real, RS Work Orders 2792900, 2792901	\$37,318	\$35,701	\$1,617
	\$216,464	\$207,428	\$9,036
CITY OF SAN MARCOS			
Twin Oaks Center			
N. Twin Oaks Vly Rd @ Windy Wy Work Orders 2758630, 2758631	\$29,625	\$32,071	-\$2,446
San Marcos Tract 424			
Grand Av w/o Las Flores Dr Work Orders 2768470, 2768471	\$28,158	\$26,226	\$1,932
	\$57,783	\$58,297	-\$514
CITY OF SANTEE			
Sycamore GRS #9002			
8514 Mast Bl CG Work Orders 2782400, 2782402	\$72,825	\$0	\$72,825
CITY OF VISTA			
Vista Grande - 4 lot development			
Vista Grande Work Orders 2772350, 2772351	\$16,400	\$16,335	\$65
Via Marco Subdivision			
Hawley Dr Work Orders 2732280, 2732281	\$18,577	\$14,153	\$4,424
North Santa Fe Shopping Center			
N. Santa Fe & Indian Rock Rd Work Orders 2752140, 2752141, 2752142, 2752143	\$44,155	\$37,686	\$6,469
Monarch @ Shadowridge			
Thibido @ Watson Wy Work Orders 2753570, 2753571, 2782930, 2782931	\$163,051	\$129,803	\$33,248
Savon Drugs			
Escondido Av & S. Santa Fe Av Work Orders 2766990, 2766991	\$29,056	\$27,842	\$1,214

RULE 20C
SAN DIEGO GAS & ELECTRIC
REPORT ON CONVERSION OF OVERHEAD TO UNDERGROUND
ELECTRIC DISTRIBUTION FACILITIES
YEAR 2004

Distribution of Allocation Costs

<u>Description and Location</u>	<u>Total</u>	<u>Other</u>	<u>Utility</u>
Lyon Circle Tract Map 02-035 244 Lyon Cr Work Orders 2773500, 2773501	\$20,345	\$19,285	\$1,060
	\$291,584	\$245,104	\$46,480
TOTALS: 20C	\$1,792,299	\$1,483,042	\$309,257



REPORT OF RULE 20A CONVERSIONS

UTILITY: **SAN DIEGO GAS & ELECTRIC**

YEAR ENDING: **2005**

ALLOCATIONS FOR CONVERSIONS

1. Total allocations (1968 - 2004)		\$521,440,990
2. Report year's allocation (2005)	\$19,389,889	
3. Total allocations through report year (1968 - 2005) (1+2)		\$540,830,879

EXPENDITURES FOR CONVERSIONS

4. Total expended for completed conversions (1968-2003) (from 2004 report)	\$408,641,613	
5. Total report year expended for completed conversions (2005)	\$30,127,881	
6. Total expended for completed conversions through report year (1968-2005) (4+5)		\$438,769,494
7. Total expended on conversions not completed by report year-end (2005)	\$39,987,344	
8. Total expended (6+7)		\$478,756,838

TOTAL UNEXPENDED FUNDS (3-8)

9. If expenditures are greater than allocations		\$0
10. If allocations are greater than expenditures (One of the above (9 or 10) will always be -0-)		\$62,074,041

FUNDS COMMITTED

11. Total funds authorized to complete partially completed jobs shown on Line 7	\$21,267,258	
12. Funds for jobs not under construction where U.G. districts have been formed under enabling legislation	\$63,007,588	
13. Total Committed (11+12)		\$84,274,846

ADDITIONAL FUNDS COMMITTED

14. Funds required for identified projects under study by active U.G. Communities as of report year ending (projected through 2005)	\$10,678,022	
---	--------------	--

MEMO INFORMATION

15. Advance for specific communities beyond current allocations		\$4,030,891
16. Reserve funds held for specific communities for which no specific current projects are under study as of report year-end.		-\$32,878,827
17. Expenditures to Case 9365 (Transmission dollars which are included in the total cost above in Line 8)		\$28,858,145

RULE 20A DEFINITIONS

1. Total Rule 20A funds committed by the Utility. This amount is equal to the Company's total allocation from the year of inception to prior report year.
2. This amount is the Company total for the report year Rule 20A allocation.
3. Total of Line 1 plus Line 2 which is the base for this year's report.
4. Total expended for completed conversion jobs from inception through prior report year.
5. Total expended for completed conversion jobs for the report year.
6. Total of Line 4 plus Line 5.
7. Total expended for conversion jobs not yet completed through report year.
8. Total of Line 6 plus Line 7.
9. Expenditures that are greater than allocations:
Line 8 minus Line 3 = overexpended funds.
10. Expenditures that are less than allocations:
Line 3 minus Line 8 = unexpended funds.
11. Total funds authorized to complete the conversion jobs reported in Item Line 7.
12. Funds committed for conversion jobs where the Underground District has been established under enabling legislation.
13. Total of Line 11 plus Line 12.
14. Additional funds committed for specific identified jobs under study by active U.G. communities as of report year-ending.
15. The total sum for specific aggressive communities that have expended and committed funds that exceed their report year allocation.
16. The total sum for specific communities that have not expended or committed funds equal to their report year allocation.
17. Expenditures to Case 9365 (transmission dollars which are included in Line 8 above).



**TOTAL SUMMARY
 SAN DIEGO GAS & ELECTRIC
 REPORT ON CONVERSION OF OVERHEAD TO UNDERGROUND
 ELECTRIC DISTRIBUTION FACILITIES**

<u>Rule</u>	<u>Location</u>	<u>Distribution of Costs</u>
20A	City of El Cajon	\$39,950
	City of Escondido	\$2,930,815
	City of La Mesa	\$614,914
	City of Laguna Hills	\$254,173
	City of San Diego	\$19,662,187
	County of San Diego	\$3,541,097
	City of San Marcos	\$1,854,910
	City of Santee	\$308,405
	20A TOTALS:	\$29,206,451
	Adjustments to previously reported jobs	\$921,430
	20A GRAND TOTALS:	\$30,127,881



**TOTAL SUMMARY
SAN DIEGO GAS & ELECTRIC
REPORT ON CONVERSION OF OVERHEAD TO UNDERGROUND
ELECTRIC DISTRIBUTION FACILITIES
YEAR 2005**

DISTRIBUTION OF COSTS

<u>Rule</u>	<u>Location</u>	<u>Total</u>	<u>Other</u>	<u>Utility</u>
20B	City of Coronado	\$33,785	\$21,944	\$11,841
	City of Encinitas	\$221,746	\$91,992	\$129,754
	City of Escondido	\$317,441	\$73,575	\$243,866
	City of Laguna Beach	\$38,863	\$22,499	\$16,364
	City of Oceanside	\$275,562	\$115,970	\$159,592
	City of San Diego	\$646,133	\$323,379	\$322,754
	County of San Diego	\$131,398	\$73,939	\$57,459
	City of San Marcos	\$1,315,346	\$705,243	\$610,103
	City of Vista	\$41,779	\$18,784	\$22,995

20B TOTALS:	\$3,022,053	\$1,447,325	\$1,574,728
--------------------	--------------------	--------------------	--------------------

20C	City of Carlsbad	\$156,532	\$77,956	\$78,576
	City of Coronado	\$13,637	\$9,386	\$4,251
	City of Chula Vista	\$38,486	\$23,539	\$14,947
	City of El Cajon	\$19,892	\$19,297	\$595
	City of Encinitas	\$151,690	\$92,502	\$59,188
	City of Escondido	\$53,544	\$72,122	-\$18,578
	City of La Mesa	\$23,444	\$24,849	-\$1,405
	City of National City	\$128,079	\$108,490	\$19,589
	City of Oceanside	\$244,171	\$164,365	\$79,806
	City of Poway	\$8,167	\$9,265	-\$1,098
	City of Solana Beach	\$47,160	\$42,893	\$4,267
	City of San Clemente	\$178,727	\$142,843	\$35,884
	City of San Diego	\$472,863	\$271,239	\$201,624
	County of San Diego	\$339,403	\$145,720	\$193,683
	City of Santee	\$31,495	\$16,498	\$14,997
	City of Vista	\$74,645	\$54,839	\$19,806

20C TOTALS:	\$1,981,935	\$1,275,803	\$706,132
--------------------	--------------------	--------------------	------------------



RULE 20A
SAN DIEGO GAS & ELECTRIC
REPORT ON CONVERSION OF OVERHEAD TO UNDERGROUND
ELECTRIC DISTRIBUTION FACILITIES
YEAR 2005

DISTRIBUTION OF ALLOCATION COSTS

<u>Description and Location</u>	<u>City/County</u>	<u>Total Costs</u>
CITY OF EL CAJON		
Grossmont College Dr #448079 (Grossmont College Dr @ I-125) Work Orders 2834170, 2834171 Trench Footage: 0 No. of Services: 1 Poles Removed: 4	\$39,950	\$39,950
CITY OF ESCONDIDO		
Bear Valley Pkwy #045096 (Midway from Oakhill to Bear Valley Pkwy) Work Orders 2712622, 2712624, 2755520, 2755521, 2795391, 2795392, 2795394, 2840660 Trench Footage: 16,065 No. of Services: 56 Poles Removed: 45	\$2,930,815	\$2,930,815
CITY OF LA MESA		
La Mesa Blvd 20A-Dist 22 #332232 (La Mesa Blvd, University to El Cajon Blvd) Work Orders 2775850, 2775851, 2775852, 2775853, 2775854 Trench Footage: 3,912 No. of Services: 23 Poles Removed: 12	\$614,914	\$614,914
CITY OF LAGUNA HILLS		
Oso Parkway #835775 (Moulton Parkway to Nellie Gail) Work Orders 2640010, 2640011 Note: This project has been idle in its current phase since 2000, and Laguna Hills has moved it off their priority list. All funds spent to-date are valid, and the system provides service to customers along Oso Parkway. The City has no objection to the overhead line remaining, since it is not adjacent to the roadway. This project may be resumed at any time under an appropriate provision of Rule 20.	\$254,173	\$254,173
CITY OF SAN DIEGO		
B&C Streets #231586 and #932245 (Btwn 19th and 25th) Work Orders 2665943, 2756330, 2756331, 2665940, 2665941, 2665942, 2665943, 2665944 Trench Footage: 13,875 No. of Services: 99 Poles Removed: 60	\$4,063,120	



**RULE 20A
SAN DIEGO GAS & ELECTRIC
REPORT ON CONVERSION OF OVERHEAD TO UNDERGROUND
ELECTRIC DISTRIBUTION FACILITIES
YEAR 2005**

DISTRIBUTION OF ALLOCATION COSTS

<u>Description and Location</u>	<u>City/County</u>	<u>Total Costs</u>
<p>Stresemann/Soderblom #238855 (Btwn Bloch St & Governor Dr) Work Orders 2759950, 2776810, 2776811, 2776812, 2776813 Trench Footage: 11,146 No. of Services: 85 Poles Removed: 3</p>	\$2,178,530	
<p>Park Ridge Blvd #240472 (Btwn Murray Park Dr & Wandermere Dr) Work Orders 2761500, 2778250, 2778251, 2778252, 2778253 Trench Footage: 5,289 No. of Services: 37 Poles Removed: 16</p>	\$911,979	
<p>La Jolla Scenic Dr #933775 (Btwn Soledad Mtn Rd & La Jolla Mesa Rd) Work Orders 2671280, 2671281, 2671282, 2671283, 2671284, 2738142, 2738143, 2775930, 2811050, 2811051, 2811052 Trench footage: 10,886 No. of Services: 44 Poles Removed: 55</p>	\$3,645,014	
<p>Sunset Blvd #943199 (Btwn Loma Pass & Juan St) Work Orders 2682060, 2682061, 2682062, 2682063, 2682064 Trench footage: 3,183 No. of Services: 15 Poles removed: 9</p>	\$791,348	
<p>Balboa Av #944624 (Kearny Villa Rd to Ruffin Rd) Work Orders 2684330, 2684332, 2684333, 2684335, 2554320, 2554321, 2554322, 2554323, 2742860, 2801620 Trench Footage: 11,683 No. of Services: 0 Poles Removed: 46</p>	\$4,113,071	
<p>Streamview Dr #944977 (Streamview Btwn 54th & College) Work Orders 2684830, 2684831, 2684832, 2684833, 2684834 Trench footage: 18,549 No. of Services: 188 Poles removed: 102</p>	\$3,959,125	\$19,662,187



**RULE 20A
SAN DIEGO GAS & ELECTRIC
REPORT ON CONVERSION OF OVERHEAD TO UNDERGROUND
ELECTRIC DISTRIBUTION FACILITIES
YEAR 2005**

DISTRIBUTION OF ALLOCATION COSTS

<u>Description and Location</u>	<u>City/County</u>	<u>Total Costs</u>
COUNTY OF SAN DIEGO		
La Flecha #041821 (La Flecha e/o La Granada) Work Orders 2829792, 2829794, 2829796 Trench Footage: 834 No. of Services: 10 Poles Removed: 4	\$325,427	
Fallbrook St #044145 (Fallbrook St btwn Alturas & Magarian) Work Orders 2735761, 2735762, 2735763, 2735764, 2735765 Trench Footage: 2,977 No. of Services: 5 Poles Removed: 17	\$700,182	
Rancho Santa Fe North #138146 (Via Allondra to Calle Venado) Work Orders 2730854, 2730852, 2730851, 2730855 Trench Footage: 1,421 No. of Services: 4 Poles Removed: 0	\$383,975	
Central Ave/Sweetwater Park #333044 (Bonita Rd & Sweetwater Rd) Work Orders 2777490, 2777491, 2777492, 2777494 Trench Footage: 886 No. of Services: 1 Poles Removed: 8	\$661,641	
Rancho Santa Fe South #834003 (Btwn Melrose & Calle Venado) Work Orders 2701873, 2701872, 2701874, 2701875, 2742600, 2742601 Trench Footage: 3,778 No. of Services: 12 Poles Removed: 5	\$820,516	
Riverside Dr #940180 (Btwn Riverford & Channel Rd) Work Orders 2720701, 2720702, 2720703, 2720704, 2738411, 2834791, 2834792 Trench Footage: 2,885 No. of Services: 11 Poles Removed: 13	\$649,356	\$3,541,097



**RULE 20A
SAN DIEGO GAS & ELECTRIC
REPORT ON CONVERSION OF OVERHEAD TO UNDERGROUND
ELECTRIC DISTRIBUTION FACILITIES
YEAR 2005**

DISTRIBUTION OF ALLOCATION COSTS

<u>Description and Location</u>	<u>City/County</u>	<u>Total Costs</u>
CITY OF SAN MARCOS		
Las Posas #709182 (Grand to Armorlite Dr) Work Orders 2613331, 2613332, 2613333, 2613337, 2742610, 2823570 Trench Footage: 10,241 No. of Services: 12 Poles Removed: 40 NOTE: Actual cost of conversion was \$1,854,910, however City of San Marcos charges are capped at \$1,117,095 pending the outcome of Draft Resolution E-3968 filed with the CPUC.	\$1,854,910	\$1,854,910
CITY OF SANTEE		
Cuyamaca Towne Commons #246817 (Cuyamaca Street) Work Orders 2771390, 2771391 Trench Footage: 1,325 No. of Services: 8 Poles Removed: 7	\$308,405	\$308,405
20A TOTAL:		\$29,206,451



RULE 20B
SAN DIEGO GAS & ELECTRIC
REPORT ON CONVERSION OF OVERHEAD TO UNDERGROUND
ELECTRIC DISTRIBUTION FACILITIES
YEAR 2005

<u>Description and Location</u>	Distribution of Allocation Costs		
	<u>Total</u>	<u>Other</u>	<u>Utility</u>
CITY OF CORONADO			
Sunset Park 20B Neighborhood Conv Ocean Dr @ Sunset Park Work Orders 2792800, 2792801	\$33,785	\$21,944	\$11,841
CITY OF ENCINITAS			
Sparta Dr Property Sparta Drive Work Orders 2819040, 2819041	\$125,852	\$31,562	\$94,290
Encinitas Country Day School Manchester Ave @ El Cm Real Work Orders 2825440, 2825441	\$95,894	\$60,430	\$35,464
	\$221,746	\$91,992	\$129,754
CITY OF ESCONDIDO			
Oak Woodlands I Mountain Meadows Rd Work Orders 2734610, 2774750	\$51,779	\$16,032	\$35,747
Rancho Vista Monte Ph 1 Old Battlefield Rd @ Brillwood Hill Rd Work Orders 2797620, 2797621	\$131,972	\$35,801	\$96,171
Rancho Vista Monte Ph 5 Old Battlefield Rd @ Brillwood Hilll Work Orders 2817060, 2817061	\$102,403	\$21,464	\$80,939
Seven Oaks 6 Lot Sub Seven Oaks Dr n/o El Norte Pkwy Work Orders 2825521, 2825520	\$31,287	\$278	\$31,009
	\$317,441	\$73,575	\$243,866
CITY OF LAGUNA BEACH			
Camel Point Conversion South Coast Hwy n/o South Coast Hospital Work Orders 2768610, 2768611	\$21,827	\$11,900	\$9,927
Point Place Underground Proj 32037 Point Pl Work Orders 2786600, 2821900	\$17,036	\$10,599	\$6,437
	\$38,863	\$22,499	\$16,364



RULE 20B
SAN DIEGO GAS & ELECTRIC
REPORT ON CONVERSION OF OVERHEAD TO UNDERGROUND
ELECTRIC DISTRIBUTION FACILITIES
YEAR 2005

<u>Description and Location</u>	Distribution of Allocation Costs		
	<u>Total</u>	<u>Other</u>	<u>Utility</u>
CITY OF OCEANSIDE			
Mission Wells (Peyri Conv) e/o Douglas Dr w/o Peyri Work Orders 2767541, 2767540	\$180,543	\$64,167	\$116,376
Harbor View 8th St & McNeil St Work Orders 2767860, 2821040	\$95,019	\$51,803	\$43,216
	\$275,562	\$115,970	\$159,592
CITY OF SAN DIEGO			
CALTRANS			
Taylor St @ Sunset Work Orders 2718420, 2750510	\$132,173	\$66,088	\$66,085
Edison Elementary School 4077 35th St Work Orders 2735530, 2735531	\$101,372	\$56,727	\$44,645
Fairbanks Summit Unit 2 / Backbone Cm De La Luna s/o Cm De La Rosa Work Orders 2745030, 2772518	\$51,655	\$17,014	\$34,641
Gateway Housing Proj - Ph 3 Rosecrans St Work Orders 2794380, 2813782	\$242,537	\$171,185	\$71,352
Ocean View Hills Corp Center Ph2 Ave of Industry n/o Otay Mesa Rd Work Orders 2681360, 2681361	\$118,396	\$12,365	\$106,031
	\$646,133	\$323,379	\$322,754
COUNTY OF SAN DIEGO			
The Fleming Company			
APN 403-381-08 & 403-390-20 Tavern Rd & Alpine Bl, AP Work Orders 2743970, 2743972	\$57,475	\$23,168	\$34,307
Valley View Unit 3 Ph 1 Micar De Valle w/o Valley Center, VC Work Orders 2813880, 2813881	\$73,923	\$50,771	\$23,152
	\$131,398	\$73,939	\$57,459



RULE 20B
SAN DIEGO GAS & ELECTRIC
REPORT ON CONVERSION OF OVERHEAD TO UNDERGROUND
ELECTRIC DISTRIBUTION FACILITIES
YEAR 2005

<u>Description and Location</u>	Distribution of Allocation Costs		
	<u>Total</u>	<u>Other</u>	<u>Utility</u>
CITY OF SAN MARCOS			
Rancho Coronado S. Twin Oaks Conv			
So. Twin Oaks Vly Rd s/o H St			
Work Orders 2766700, 2764320	\$366,954	\$205,344	\$161,610
Mission Hills Church			
E. Mulberry Dr & S. Borden Rd			
Work Orders 2777780, 2777781	\$363,936	\$227,484	\$136,452
Las Ventanas			
Barham Dr @ La Moree Rd			
Work Orders 2794970, 2794971	\$249,783	\$96,006	\$153,777
Rancho Santa Fe Village			
Rho Santa Fe Rd & First St (s/w corner)			
Work Orders 2824981, 2824982	\$334,673	\$176,409	\$158,264
	\$1,315,346	\$705,243	\$610,103
CITY OF VISTA			
Hanalei Dr/RCM			
n/o Hilo Wy w/o Hanalei Dr			
Work Orders 2767730, 2767731	\$41,779	\$18,784	\$22,995
TOTALS: 20B	\$3,022,053	\$1,447,325	\$1,574,728



**RULE 20C
SAN DIEGO GAS & ELECTRIC
REPORT ON CONVERSION OF OVERHEAD TO UNDERGROUND
ELECTRIC DISTRIBUTION FACILITIES
YEAR 2005**

Distribution of Allocation Costs

<u>Description and Location</u>	<u>Total</u>	<u>Other</u>	<u>Utility</u>
CITY OF CARLSBAD			
La Costa - Xana Way Overhead Relocation s/o Alga Rd w/o Melrose Work Orders 2769621, 2769620	\$156,532	\$77,956	\$78,576
CITY OF CORONADO			
Flagship Properties 1020 Encino RW Work Orders 2814803, 2814801	\$13,637	\$9,386	\$4,251
CITY OF CHULA VISTA			
Ramos, Jose 475 Carvalos Dr Work Orders 2811830, 2811831	\$38,486	\$23,539	\$14,947
CITY OF EL CAJON			
Big Oak Ranch 1728 Harbison Cny Rd Work Orders 2781352, 2826990	\$19,892	\$19,297	\$595
CITY OF ENCINITAS			
Addison Homes Andrew Ave @ Sheridan (2 parcels) Work Orders 2716941, 2716940	\$28,437	\$32,072	-\$3,635
Temple Solel 552 S. El Camino Real Work Orders 2731110, 2731111	\$67,458	\$37,685	\$29,773
Mobil Service Station 1766 N. Hwy 101 Work Orders 2741932, 2741931	\$55,795	\$22,745	\$33,050
	\$151,690	\$92,502	\$59,188
CITY OF ESCONDIDO			
Escondido Tract 847 Kaile Lane Work Orders 2794823, 2794822	\$53,544	\$72,122	-\$18,578
CITY OF LA MESA			
Jackson Pendo DGCI LM LP A Delaware L Fury Ln @ Calle Verde Work Orders 2757141, 2757140	\$23,444	\$24,849	-\$1,405



RULE 20C
SAN DIEGO GAS & ELECTRIC
REPORT ON CONVERSION OF OVERHEAD TO UNDERGROUND
ELECTRIC DISTRIBUTION FACILITIES
YEAR 2005

<u>Description and Location</u>	Distribution of Allocation Costs		
	<u>Total</u>	<u>Other</u>	<u>Utility</u>
CITY OF NATIONAL CITY			
Sweetwater Bonita Condos Sweetwater Rd btwn Plaza Bonita & Calmoor St Work Orders 2780781, 2780780	\$62,445	\$63,350	-\$905
Kalesa Walk Plaza Blvd w/o I-805 Work Orders 2799671, 2799670	\$13,415	\$16,072	-\$2,657
Villa Real E 4th St & J Ave Work Orders 2839170, 2839171	\$52,219	\$29,068	\$23,151
	\$128,079	\$108,490	\$19,589
CITY OF OCEANSIDE			
Morro Hills Area C&D Vandegrift Blvd @ Douglas Dr Work Orders 2770672, 2770670	\$90,160	\$59,463	\$30,697
Hanson Aggregates - Oceanside Plant Airport Rd w/o Benet Rd Work Orders 2815980, 2815981	\$62,702	\$67,745	-\$5,043
Oceanside Garden Homes Tremont St Work Orders 2817680, 2817681	\$91,309	\$37,157	\$54,152
	\$244,171	\$164,365	\$79,806
CITY OF POWAY			
Appleby Conversion 14520 Kent HL Wy Work Orders 2794001, 2794000	\$8,167	\$9,265	-\$1,098
CITY OF SOLANA BEACH			
Craig Frieauf 741 Ida Av Work Orders 2788980, 2788981	\$47,160	\$42,893	\$4,267
CITY OF SAN CLEMENTE			
Sav-On Drug S.E.C. El Camino Real & West Mariposa Work Orders 2725010, 2771133, 2771130, 2771132	\$178,727	\$142,843	\$35,884



**RULE 20C
SAN DIEGO GAS & ELECTRIC
REPORT ON CONVERSION OF OVERHEAD TO UNDERGROUND
ELECTRIC DISTRIBUTION FACILITIES
YEAR 2005**

<u>Description and Location</u>	Distribution of Allocation Costs		
	<u>Total</u>	<u>Other</u>	<u>Utility</u>
CITY OF SAN DIEGO			
SDSU Student Health Ctr Aztec Walk e/o 55th St Work Orders 2826430, 2826431	\$54,897	\$32,661	\$22,236
AAA Auto Club of CA 2440 N. Hotel Circle Work Orders 2767630, 2767631	\$37,450	\$30,718	\$6,732
LJ Country Club Private road e/o Marine St Work Orders 2766250, 2784560	\$140,841	\$94,944	\$45,897
Central Police Station Garage Federal Blvd @ Home Ave Work Orders 2814020, 2814021	\$10,371	\$9,650	\$721
The Bishop's School 7607 La Jolla Blvd Work Orders 2799380, 2811633, 2799381, 2811634	\$56,430	\$43,194	\$13,236
North Park Condominiums 30th St & Ohio St Work Orders 2790661, 2790662, 2790663, 2790664	\$140,553	\$56,667	\$83,886
1st & Robinson 1st Ave & Robinson St Work Order 2828520	\$21,974	\$0	\$21,974
Fay Avenue Townhomes 7165 & 7177 Fay Ave Work Orders 2627696, 2627695	\$10,347	\$3,405	\$6,942
	\$472,863	\$271,239	\$201,624
COUNTY OF SAN DIEGO			
Ames Ranch San Miguel Rd, Bonita Work Orders 2759010, 2759011	\$313,639	\$131,722	\$181,917
Glick, Jeff 4350 Estate Dr, Fallbrook Work Orders 2833840, 2833841	\$21,813	\$12,461	\$9,352



RULE 20C
SAN DIEGO GAS & ELECTRIC
REPORT ON CONVERSION OF OVERHEAD TO UNDERGROUND
ELECTRIC DISTRIBUTION FACILITIES
YEAR 2005

<u>Description and Location</u>	Distribution of Allocation Costs		
	<u>Total</u>	<u>Other</u>	<u>Utility</u>
Ken Collom Residence 13581 Anthony Rd, Valley Center Work Orders 2842061, 2842060	\$3,951	\$1,537	\$2,414
	\$339,403	\$145,720	\$193,683
CITY OF SANTEE			
Padre Dam Customer Service Center Carlton Oaks Dr & Fanita Work Orders 2836692, 2836691	\$31,495	\$16,498	\$14,997
CITY OF VISTA			
Vista-13 e/o Vista Wy on San Clemente Ave Work Orders 2775110, 2775111	\$23,823	\$21,639	\$2,184
Kearney, Tom 124 Nettleton Rd Work Orders 2819130, 2819131	\$50,822	\$33,200	\$17,622
	\$74,645	\$54,839	\$19,806
TOTALS: 20C	\$1,981,935	\$1,275,803	\$706,132



J. Steve Rahon
Director
Tariffs & Regulatory Accounts
8330 Century Park Court
San Diego, CA 92123-1548

Tel: 858.654.1773
Fax: 858.654.1788
srahon@semprautilities.com

March 30, 2007

PUG 100
C.8209

Mr. Steve Larson, Executive Director
California Public Utilities Commission
505 Van Ness Avenue
San Francisco, CA 94102

Subject: SDG&E's 2006 REPORT OF RULE 20 CONVERSIONS

Dear Mr. Larson:

In accordance with Ordering Paragraph 7 of Decision 73078 in Case 8209, San Diego Gas & Electric Company is submitting herewith a full report on its overhead to underground conversion work completed during the year 2006, including a list and description of each project. You will find the report broken into categories of Rule 20A, 20B, and 20C.

The overall status of our Rule 20A conversion program in our service territory as of December 31, 2006, and a list of definitions, in accordance with the format requested by the California Public Utilities Commission, is contained in the attached report.

If you have any questions regarding the Rule 20 Conversion Report, please call Margee Moore, Regulatory Tariff Administrator at (858) 654-1748.

Sincerely,

A handwritten signature in cursive script that reads 'Margee Moore for' followed by a slash, indicating the signature is on behalf of J. Steve Rahon.

J. Steve Rahon
Director, Tariffs and Regulatory Accounts

cc: L. Schavrien, SDG&E N.G. Kohls, SDG&E M. Moore, SDG&E
D.K. Lee, CPUC B. Schumacher, CPUC Pacific Gas & Electric
Southern California Edison AT&T



REPORT OF RULE 20A CONVERSIONS

UTILITY: **SAN DIEGO GAS & ELECTRIC**

YEAR ENDING: **2006**

ALLOCATIONS FOR CONVERSIONS

1. Total allocations (1968 - 2005)		\$540,830,879
2. Report year's allocation (2006)	\$18,690,869	
3. Total allocations through report year (1968 - 2006) (1+2)		\$559,521,748

EXPENDITURES FOR CONVERSIONS

4. Total expended for completed conversions (1968-2005) (from 2005 report)	\$438,769,494	
5. Total report year expended for completed conversions (2006)	\$59,825,839	
6. Total expended for completed conversions through report year (1968-2005) (4+5)		\$498,595,333
7. Total expended on conversions not completed by report year-end (2005)	\$15,725,776	
8. Total expended (6+7)		\$514,321,109

TOTAL UNEXPENDED FUNDS (3-8)

9. If expenditures are greater than allocations		\$0
10. If allocations are greater than expenditures (One of the above (9 or 10) will always be -0-)		\$45,200,639

FUNDS COMMITTED

11. Total funds authorized to complete partially completed jobs shown on Line 7	\$46,024,914	
12. Funds for jobs not under construction where U.G. districts have been formed under enabling legislation	\$36,576,975	
13. Total Committed (11+12)		\$82,601,889

ADDITIONAL FUNDS COMMITTED

14. Funds required for identified projects under study by active U.G. Communities as of report year ending (projected through 2005)	\$17,735,363	
---	--------------	--

MEMO INFORMATION

15. Advance for specific communities beyond current allocations		\$11,781,346
16. Reserve funds held for specific communities for which no specific current projects are under study as of report year-end.		-\$55,136,613
17. Expenditures to Case 9365 (Transmission dollars which are included in the total cost above in Line 8)		\$32,197,485

RULE 20A DEFINITIONS

1. Total Rule 20A funds committed by the Utility. This amount is equal to the Company's total allocation from the year of inception to prior report year.
2. This amount is the Company total for the report year Rule 20A allocation.
3. Total of Line 1 plus Line 2 which is the base for this year's report.
4. Total expended for completed conversion jobs from inception through prior report year.
5. Total expended for completed conversion jobs for the report year.
6. Total of Line 4 plus Line 5.
7. Total expended for conversion jobs not yet completed through report year.
8. Total of Line 6 plus Line 7.
9. Expenditures that are greater than allocations:
Line 8 minus Line 3 = overexpended funds.
10. Expenditures that are less than allocations:
Line 3 minus Line 8 = unexpended funds.
11. Total funds authorized to complete the conversion jobs reported in Item Line 7.
12. Funds committed for conversion jobs where the Underground District has been established under enabling legislation.
13. Total of Line 11 plus Line 12.
14. Additional funds committed for specific identified jobs under study by active U.G. communities as of report year-ending.
15. The total sum for specific aggressive communities that have expended and committed funds that exceed their report year allocation.
16. The total sum for specific communities that have not expended or committed funds equal to their report year allocation.
17. Expenditures to Case 9365 (transmission dollars which are included in Line 8 above).



TOTAL SUMMARY
SAN DIEGO GAS & ELECTRIC
REPORT ON CONVERSION OF OVERHEAD TO UNDERGROUND
ELECTRIC DISTRIBUTION FACILITIES
YEAR 2006

<u>Rule</u>	<u>Location</u>	<u>Distribution of Costs</u>
20A	City of Carlsbad	\$1,848,356
	City of Coronado	\$1,945,770
	City of Encinitas	\$1,048,601
	City of Imperial Beach	\$2,500,681
	City of La Mesa	\$1,871,932
	County of National City	\$2,131,928
	City of Oceanside	\$1,792,591
	City of San Diego	\$35,969,298
	County of San Diego	\$10,551,245
	20A TOTALS:	\$59,660,402
	Adjustments to previously reported jobs	\$165,437
	20A GRAND TOTALS:	\$59,825,839



**TOTAL SUMMARY
SAN DIEGO GAS & ELECTRIC
REPORT ON CONVERSION OF OVERHEAD TO UNDERGROUND
ELECTRIC DISTRIBUTION FACILITIES
YEAR 2006**

DISTRIBUTION OF COSTS

<u>Rule</u>	<u>Location</u>	<u>Total</u>	<u>Other</u>	<u>Utility</u>
20B	City of Carlsbad	\$278,032	\$172,888	\$105,144
	City of Coronado	\$249,221	\$71,588	\$177,633
	City of El Cajon	\$325,586	\$106,735	\$218,851
	City of Encinitas	\$2,742	-\$238	\$2,980
	City of Escondido	\$89,613	\$31,691	\$57,922
	City of Oceanside	\$206,768	\$87,388	\$119,380
	City of Poway	\$153,369	\$73,141	\$80,228
	City of San Diego	\$480,653	\$172,846	\$307,807
	County of San Diego	\$92,733	\$41,570	\$51,163
	City of San Juan Capistrano	\$118,874	\$66,125	\$52,749
	City of San Marcos	\$480,312	\$257,200	\$223,112
	City of Santee	\$54,935	-\$8,089	\$63,024
	City of Vista	\$379,566	\$133,506	\$246,060
	20B TOTALS:		\$2,912,404	\$1,206,351
20C	City of Carlsbad	\$53,890	\$37,245	\$16,645
	City of Coronado	\$6,787	\$4,977	\$1,810
	City of Del Mar	\$43,076	\$29,493	\$13,583
	City of Dana Point	\$13,233	\$27,645	-\$14,412
	City of El Cajon	\$26,078	\$28,474	-\$2,396
	City of Encinitas	\$192,244	\$154,748	\$37,496
	City of Escondido	\$710,995	\$429,965	\$281,030
	City of Lemon Grove	\$5,631	\$2,731	\$2,900
	City of La Mesa	\$318,953	\$158,214	\$160,739
	City of National City	\$82,142	\$52,097	\$30,045
	City of Oceanside	\$204,888	\$197,637	\$7,251
	City of Solana Beach	\$5,747	\$2,386	\$3,361
	City of San Diego	\$624,903	\$337,724	\$287,179
	County of San Diego	\$111,300	\$65,176	\$46,124
City of San Juan Capistrano	\$142,114	\$88,364	\$53,750	
City of San Marcos	\$133,727	\$115,971	\$17,756	
City of Santee	\$88,894	\$66,020	\$22,874	
20C TOTALS:		\$2,764,602	\$1,798,867	\$965,735



RULE 20A
SAN DIEGO GAS & ELECTRIC
REPORT ON CONVERSION OF OVERHEAD TO UNDERGROUND
ELECTRIC DISTRIBUTION FACILITIES
YEAR 2006

DISTRIBUTION OF ALLOCATION COSTS

<u>Description and Location</u>	<u>City/County</u>	<u>Total Costs</u>
CITY OF CARLSBAD		
Roosevelt St #238656 (Roosevelt St btwn Carlsbad Vlg Dr to Palm Av) Work Orders 2758870, 2758871, 2758872, 2758874, 2850660, 2850662 Trench Footage: 7,674 No. of Services: 53 Poles Removed: 30	\$1,848,356	\$1,848,356
CITY OF CORONADO		
Star Park Circle #830581 (Star Park Cir) Work Orders 2679820, 2679821, 2679822, 2679823, 2679824, 27871400, 27871401, 2850940 Trench Footage: 7,456 No. of Services: 44 Poles Removed: 44	\$1,945,770	\$1,945,770
CITY OF ENCINITAS		
Santa Fe Drive #333384 (Sta Fe Dr btwn San Elijo Av & Rubenstein Av) Work Orders 2778040, 2778041, 2778042, 2778043, 2778044 Trench Footage: 2,860 No. of Services: 4 Poles Removed: 16	\$1,048,601	\$1,048,601
CITY OF IMPERIAL BEACH		
9th Street #441142 (9th St - IB Bl to Calla; Elm Av, 9th to 7th) Work Orders 2825670, 2825671, 2825672, 2825673, 2825674, 2825675, 2825676 Trench Footage: 11,467 No. of Services: 72 Poles Removed: 43	\$2,500,681	\$2,500,681
CITY OF LA MESA		
Jackson Dr #332284 (Jackson Dr, Hwy 8 to Lemon) Work Orders 2775950, 2775951, 2775952, 2775953, 2775954 Trench Footage: 5,229 No. of Services: 17 Poles Removed: 31	\$1,871,932	\$1,871,932



RULE 20A
SAN DIEGO GAS & ELECTRIC
REPORT ON CONVERSION OF OVERHEAD TO UNDERGROUND
ELECTRIC DISTRIBUTION FACILITIES
YEAR 2006

DISTRIBUTION OF ALLOCATION COSTS

<u>Description and Location</u>	<u>City/County</u>	<u>Total Costs</u>
CITY OF NATIONAL CITY		
Highland Av #606607 (Highland Av, 24th St to 30th St) Work Orders 2563230, 2687040, 2687041, 2687042, 2687043, 2687044, 2687045 Trench Footage: 7,427 No. of Services: 28 Poles Removed: 41	\$2,131,928	\$2,131,928
CITY OF OCEANSIDE		
Peyri Dr #239273 (From Mission to Via Los Padres) Work Orders 2759613, 2776490, 2776492, 2776493, 2776491 Trench Footage: 4,439 No. of Services: 9 Poles Removed: 41	\$1,792,591	\$1,792,591
CITY OF SAN DIEGO		
Linda Vista Rd #238857 (Btwn Morena Bl and Mildred St) Work Orders 2759930, 2819900, 2819901, 2819902, 2819903 Trench Footage: 5,383 No. of Services: 24 Poles Removed: 19	\$2,104,208	
Luna Av #238860 (Btwn Clmt Mesa Bl & Monongahela) Work Orders 2759920, 2778240, 2778241, 2778242, 2778243 Trench Footage: 10,766 No. of Services: 113 Poles Removed: 37	\$1,802,737	
Boundary Av #240061 (Btwn National Av and Oceanview Bl) Work Orders 2760770, 2776370, 2776371, 2776373, 2868351 Trench Footage: 3,233 No. of Services: 9 Poles Removed: 19	\$801,165	



RULE 20A
SAN DIEGO GAS & ELECTRIC
REPORT ON CONVERSION OF OVERHEAD TO UNDERGROUND
ELECTRIC DISTRIBUTION FACILITIES
YEAR 2006

DISTRIBUTION OF ALLOCATION COSTS

<u>Description and Location</u>	<u>City/County</u>	<u>Total Costs</u>
<p>Euclid Av #240064 (Btwn Manzanares & Trinidad) Work Orders 2760780, 2778231, 2778232, 2778233 Trench footage: 1,502 No. of Services: 31 Poles Removed: 9</p>	<p>\$198,580</p>	
<p>Tennyson #240147 (Btwn Chatsworth & Willow) Work Orders 2820880, 2820881, 2820882, 2820883, 2820884, 2820885 Trench footage: 8,505 No. of Services: 96 Poles removed: 20</p>	<p>\$3,466,597</p>	
<p>Voltaire St #240419 (Btwn Catalina & Sunset Cliffs Bl) Work Orders 2761320, 2778190, 2778191, 2778192, 2778193 Trench Footage: 10,262 No. of Services: 98 Poles Removed: 43</p>	<p>\$2,906,836</p>	
<p>Pacifica Dr #240427 (Btwn Bluffside & Amity St) Work Orders 2761360, 2778200, 2778201, 2778202, 2778203 Trench footage: 13,283 No. of Services: 109 Poles removed: 47</p>	<p>\$3,307,875</p>	
<p>30th St #240467 (Btwn Maple Ct and A St) Work Orders 2761480, 2776360, 2776361, 2776362, 2776363 Trench footage: 20,179 No. of Services: 134 Poles removed: 46</p>	<p>\$5,217,333</p>	
<p>Lake Shore Dr #240489 (Btwn Jackson Dr & City Limits) Work Orders 2761560, 2778220, 2778221, 2778222, 2778223 Trench footage: 6,194 No. of Services: 55 Poles removed: 13</p>	<p>\$1,436,054</p>	



RULE 20A
SAN DIEGO GAS & ELECTRIC
REPORT ON CONVERSION OF OVERHEAD TO UNDERGROUND
ELECTRIC DISTRIBUTION FACILITIES
YEAR 2006

DISTRIBUTION OF ALLOCATION COSTS

<u>Description and Location</u>	<u>City/County</u>	<u>Total Costs</u>
Ruffin Rd #241693 (Btwn Balboa & Clairemont Mesa Bl) Work Orders 2763270, 2776820, 2776821, 2776822, 2776823, 2868381 Trench footage: 3,880 No. of Services: 1 Poles removed: 23	\$2,024,953	
Princess View #242352 (Btwn Waring Rd & Fontaine St) Work Orders 2764060, 2822580, 2822581, 28225803, 2822582 Trench footage: 7,280 No. of Services: 50 Poles removed: 16	\$1,926,317	
252 Corridor Pk #247198 (37th St n/o Beta) Work Orders 2772002, 2772003, 2772004, 2772006, 2850450 Trench footage: 3,211 No. of Services: 24 Poles removed: 13	\$326,292	
CCDC Area 3 Ph1 Job 1 #838224 (12th to 17th and K to National) Work Orders 2638800, 2638801, 2638802, 2638803, 2638804, 2791950 Trench footage: 11,136 No. of Services: 18 Poles removed: 57	\$4,867,448	
CCDC Area 3, Ph1 Job 2 #942111 (Logan to Main, Sigsbee to Crosby) Work Orders 2680680, 2680681, 2680682, 2680683, 2680684, 2554890, 2554891, 2554892 Trench footage: 13,394 No. of Services: 43 Poles removed: 86	\$4,890,048	
La Jolla Shores #943196 (Btwn N. Torrey Pines & Azul Wy) Work Orders 2682030, 2682031, 2682032, 2682033, 2682034, 2862130 Trench footage: 3,715 No. of Services: 9 Poles removed: 13	\$692,855	\$35,969,298



RULE 20A
SAN DIEGO GAS & ELECTRIC
REPORT ON CONVERSION OF OVERHEAD TO UNDERGROUND
ELECTRIC DISTRIBUTION FACILITIES
YEAR 2006

DISTRIBUTION OF ALLOCATION COSTS

<u>Description and Location</u>	<u>City/County</u>	<u>Total Costs</u>
COUNTY OF SAN DIEGO		
Mission Rd #038629 (Btwn Ammunition & Peppertree, FB) Work Orders 2740260, 2740261, 2740262, 2740263, 2740264, 2870380, 2870381, 2870382 Trench Footage: 7,080 No. of Services: 8 Poles Removed: 20	\$2,165,585	
S. Santa Fe Av #042936 (County Grant) (Bostick Bl to Rho Santa Fe, SM) Work Orders 2775250, 2775251, 2775252, 2775253, 2812702, 2812703 Trench Footage: 4,603 No. of Services: 4 Poles Removed: 22	\$724,067	
Los Coches Rd #047841 (Btwn Julian Av & Woodside Av, LK) Work Orders 2727150, 2727151, 2727152, 2727153, 2731050, 2811660, 2811662, 2811663, 2811664, 2811666, 2811667, 2811668, 2811669, 2813110, 2813111, 2813112, 2813113, 2813119, 2807110 Trench Footage: 4,028 No. of Services: 16 Poles Removed: 28	\$3,443,458	
Rho Santa Fe II #137150 (County Grant) (Fm Broken Rock to Lodgepole Rd, SM) Work Orders 2729810, 2729811, 2729812, 2729813, 2729814 Trench Footage: 3,538 No. of Services: 20 Poles Removed: 12	\$1,297,203	
Hannalei Elementary School #138815 (Hannalei Dr, VS) Work Orders 2732260, 2732261 Trench Footage: 1,983 No. of Services: 0 Poles Removed: 5	\$1,072,229	



RULE 20A
SAN DIEGO GAS & ELECTRIC
REPORT ON CONVERSION OF OVERHEAD TO UNDERGROUND
ELECTRIC DISTRIBUTION FACILITIES
YEAR 2006

DISTRIBUTION OF ALLOCATION COSTS

Description and Location

City/County

Total Costs

Bonita Rd #340641

\$1,848,703

\$10,551,245

(Bonita Rd e/o Oray Lakes Rd, BO)

Work Orders 2789330, 2789331, 2789332, 2789334, 2804920, 2804921,
2804922, 2804923

Trench Footage: 2,642

No. of Services: 0

Poles Removed: 20

20A TOTAL:

\$59,660,402



RULE 20B
SAN DIEGO GAS & ELECTRIC
REPORT ON CONVERSION OF OVERHEAD TO UNDERGROUND
ELECTRIC DISTRIBUTION FACILITIES
YEAR 2006

Distribution of Allocation Costs

<u>Description and Location</u>	<u>Total</u>	<u>Other</u>	<u>Utility</u>
CITY OF CARLSBAD			
Palomar Airport Conversion			
Aircraft Road			
Work Orders 2780730, 2780731	\$62,419	\$23,692	\$38,727
Rho Sta Fe - Ph2 20B Conv & Reloc			
RSF fm Melrose Dr to s/o new bridge			
Work Orders 2787790, 2787791	\$215,613	\$149,196	\$66,417
	\$278,032	\$172,888	\$105,144
CITY OF CORONADO			
Regatta Bay			
130 C Av			
Work Orders 27744160, 2744161	\$249,221	\$71,588	\$177,633
CITY OF EL CAJON			
Bacinett, Stan and Erika			
1473 Merritt Dr			
Work Orders 2815472, 2815470	\$79,978	\$17,828	\$62,150
Sycuan - Dehesa Rd Widening			
Dehesa @ Sycuan Rd			
Work Orders 2831242, 2831241	\$214,036	\$92,359	\$121,677
Grossmont College Dr 20A/20B			
Grossmont College Dr @ I-125			
Work Orders 2834172, 2834173	\$31,572	-\$3,452	\$35,024
	\$325,586	\$106,735	\$218,851
CITY OF ENCINITAS			
Wildflower Parcel C			
Wildflower @ Lilac Summit			
Work Order 2701300	\$2,742	-\$238	\$2,980
CITY OF ESCONDIDO			
Eureka Rch - Washington Av Conv			
Washington Av w/o El Valley Pkwy			
Work Orders 2842961, 2842960	\$89,613	\$31,691	\$57,922



RULE 20B
SAN DIEGO GAS & ELECTRIC
REPORT ON CONVERSION OF OVERHEAD TO UNDERGROUND
ELECTRIC DISTRIBUTION FACILITIES
YEAR 2006

Distribution of Allocation Costs

<u>Description and Location</u>	<u>Total</u>	<u>Other</u>	<u>Utility</u>
CITY OF OCEANSIDE			
Vandergrift Blvd Conversion			
Vandergrift Blvd Work Orders 2822010, 2822011	\$149,228	\$70,509	\$78,719
De Pesa, Ken			
Indian View Dr & Wilshire Rd Work Orders 2825680, 2825681	\$57,540	\$16,879	\$40,661
	\$206,768	\$87,388	\$119,380
CITY OF POWAY			
Rancho Encantada			
Creek Rd s/o Pomerado Rd Work Orders 2776300, 2776301	\$153,369	\$73,141	\$80,228
CITY OF SAN DIEGO			
Montecito Stonebridge Pkwy			
Montecito Stonebridge Pkwy Work Orders 2769920, 2769721	\$75,096	\$43,967	\$31,129
Goat Canyon Enhancement Project			
Monument Rd w/o Hollister St Work Orders 2781990, 2781991	\$76,579	\$18,794	\$57,785
Opus West Corp			
Airway Rd @ Britannia Blvd Work Orders 2813551, 2813552	\$328,978	\$110,085	\$218,893
	\$480,653	\$172,846	\$307,807
COUNTY OF SAN DIEGO			
Pala Mesa Resort			
2001 Old Hwy 395, FB Work Orders 2736581, 2736580	\$92,733	\$41,570	\$51,163
CITY OF SAN JUAN CAPISTRANO			
Tract 16221 Ph 3, Lots 25-67, 106-112			
Ortega Hwy Work Order 2819761	\$8,057	\$0	\$8,057
Tract 15909 Suncal Companies			
Valle Rd w/o La Novina n/o Cm Las Ramblas Work Orders 2792350, 2792351	\$110,817	\$66,125	\$44,692
	\$118,874	\$66,125	\$52,749



RULE 20B
SAN DIEGO GAS & ELECTRIC
REPORT ON CONVERSION OF OVERHEAD TO UNDERGROUND
ELECTRIC DISTRIBUTION FACILITIES
YEAR 2006

Distribution of Allocation Costs

<u>Description and Location</u>	<u>Total</u>	<u>Other</u>	<u>Utility</u>
CITY OF SAN MARCOS			
Rancho Santa Fe Village			
Rho Santa Fe Rd & First St (s/w corner)			
Work Orders 2824981, 2824982	\$336,118	\$176,409	\$159,709
Altman Questhaven Bring-Up			
Atterbury Dr n/o Questhaven			
Work Orders 2819610, 2819611	\$109,984	\$67,879	\$42,105
Vallecitos Water			
3896 El Paso Alto			
Work Orders 2838040, 2838041	\$34,210	\$12,912	\$21,298
	\$480,312	\$257,200	\$223,112
CITY OF SANTEE			
Cuyamaca Towne Commons			
Cuyamaca Street			
Work Order 2771390	\$54,935	-\$8,089	\$63,024
CITY OF VISTA			
Santa Fe Walk			
Redlands @ W. Connecticut Ave			
Work Orders 2847120, 2847121	\$176,328	\$35,938	\$140,390
Poinsettia Industrial Center			
Poinsettia Ave			
Work Orders 2851350, 3851351	\$203,238	\$97,568	\$105,670
	\$379,566	\$133,506	\$246,060
20B TOTALS:	\$2,912,404	\$1,206,351	\$1,706,053



RULE 20C
SAN DIEGO GAS & ELECTRIC
REPORT ON CONVERSION OF OVERHEAD TO UNDERGROUND
ELECTRIC DISTRIBUTION FACILITIES
YEAR 2006

Distribution of Allocation Costs

<u>Description and Location</u>	<u>Total</u>	<u>Other</u>	<u>Utility</u>
CITY OF CARLSBAD			
Twin 'D' Recycled Water Pump Station 6580 Black Rail Rd Work Orders 2777690, 2777691	\$53,890	\$37,245	\$16,645
CITY OF CORONADO			
Willey Lot Split 461 A Av Work Orders 2851230, 2851231	\$6,787	\$4,977	\$1,810
CITY OF DEL MAR			
Kalamath Dr Conversion Kalamath Dr Work Orders 2756970, 2756971	\$43,076	\$29,493	\$13,583
CITY OF DANA POINT			
Nickel, Bryan (conversion) 26832 Calle Hermosa Work Orders 2781330, 2781331	\$13,233	\$27,645	-\$14,412
CITY OF EL CAJON			
Sycuan RD/UG Elect Ext Sycuan Rd @ Dehesa/Sycuan @ DQ Rd Work Orders 2831250, 2831252	\$8,248	\$10,802	-\$2,554
Cameo Classics Shadow Mountain Sandra Lane, E. Madison Av Work Orders 2834912, 2834910	\$17,830	\$17,672	\$158
	\$26,078	\$28,474	-\$2,396
CITY OF ENCINITAS			
Brusseau Scott 2892 Lone Jack Rd Work Orders 2772831, 2772832	\$21,494	\$18,762	\$2,732
TPM 04-040 Evergreen Dr @ Santa Fe Dr Work Orders 2818040, 2818041	\$121,538	\$88,615	\$32,923
Sea Ranch Estates Pacific View Ln Work Orders 2839210, 2839211	\$29,747	\$30,997	-\$1,250



RULE 20C
SAN DIEGO GAS & ELECTRIC
REPORT ON CONVERSION OF OVERHEAD TO UNDERGROUND
ELECTRIC DISTRIBUTION FACILITIES
YEAR 2006

Distribution of Allocation Costs

<u>Description and Location</u>	<u>Total</u>	<u>Other</u>	<u>Utility</u>
Wildflower Estate Wildflower Valley Dr Work Order 2857470	\$19,465	\$16,374	\$3,091
	\$192,244	\$154,748	\$37,496
CITY OF ESCONDIDO			
Pell Lot Split - Parcel 2001-02 Gamble Lane & Sorina Glen Work Orders 2773030, 2773031	\$13,474	\$12,851	\$623
Escondido Tract 809 Foothill View e/o Woodland Pkwy Work Orders 2795910, 2795911	\$9,203	\$5,856	\$3,347
Escondido Tract 831 Tulip St & Upas St s/o Valley Pkwy Work Orders 2822690, 2822691	\$156,533	\$93,335	\$63,198
Escondido Tract 842 Fig St n/o Washington Work Orders 2812270, 2812271	\$92,453	\$67,914	\$24,539
Escondido Tract 853 15th & Upas Work Orders 2817940, 2817941	\$48,876	\$23,284	\$25,592
Escondido TR 858, The Paramount S/W Escondido Bl Work Orders 2822800, 2822801	\$74,652	\$40,256	\$34,396
Escondido Rowhomes E. Pennsylvania Av @ Kalmia St Work Orders 2823181, 2823130	\$6,750	\$3,610	\$3,140
Hamilton Residence Aguilera Ln Work Orders 2825530, 2825531	\$17,640	\$9,379	\$8,261
Escondido Tract 787R Dimaio Washington Av @ Dimaio Pl Work Orders 2840482, 2840481	\$42,480	\$25,576	\$16,904
Escondido Tract 876 - Seven Oaks Seven Oaks Rd @ Rock Springs Rd Work Orders 2845591, 2845592	\$248,934	\$147,904	\$101,030
	\$710,995	\$429,965	\$281,030



RULE 20C
SAN DIEGO GAS & ELECTRIC
REPORT ON CONVERSION OF OVERHEAD TO UNDERGROUND
ELECTRIC DISTRIBUTION FACILITIES
YEAR 2006

Distribution of Allocation Costs

<u>Description and Location</u>	<u>Total</u>	<u>Other</u>	<u>Utility</u>
CITY OF LEMON GROVE			
Spadea, John XSt Canton Dr Work Orders 2837770, 2837771	\$5,631	\$2,731	\$2,900
CITY OF LA MESA			
Eastridge La Mesa - High St Conversion High St btwn Waite St & Lemon Grove Av Work Orders 2817200, 2817201	\$173,456	\$74,169	\$99,287
Bougainvillea Walk 9535 Milden St Work Orders 2831900, 283901	\$127,656	\$75,445	\$52,211
TPM 05-02 4415 Dale Av Work Orders 2860541, 2860540	\$17,841	\$8,600	\$9,241
	\$318,953	\$158,214	\$160,739
CITY OF NATIONAL CITY			
Estrella Walk Plaza Bl & L Av Work Orders 2835020, 2835021	\$62,801	\$41,132	\$21,669
MSI Headquarters Building 2240 Cleveland Av Work Orders 2845180, 2845181	\$19,341	\$10,965	\$8,376
	\$82,142	\$52,097	\$30,045
CITY OF OCEANSIDE			
Seagaze Conversion Seagaze e/o Tremont Work Orders 2835411, 2835410	\$88,129	\$96,214	-\$8,085
Neptune Village II Conversion Neptune Av @ Tremont St Work Orders 2831260, 2831	\$116,759	\$101,423	\$15,336
	\$204,888	\$197,637	\$7,251
CITY OF SOLANA BEACH			
Davis, Andy 853 Vera St Work Orders 2845490, 2845491	\$5,747	\$2,386	\$3,361



RULE 20C
SAN DIEGO GAS & ELECTRIC
REPORT ON CONVERSION OF OVERHEAD TO UNDERGROUND
ELECTRIC DISTRIBUTION FACILITIES
YEAR 2006

Distribution of Allocation Costs

<u>Description and Location</u>	<u>Total</u>	<u>Other</u>	<u>Utility</u>
CITY OF SAN DIEGO			
Mission Hills Commons Washington St btwn Falcon & Eagle Work Orders 2716060, 2716061	\$49,119	\$33,018	\$16,101
University Av Redevelopment University Av & 39th St Work Orders 2783930	\$26,516	\$24,902	\$1,614
Browar, Matt 351-353 Prospect St, LJ Work Orders 2788530, 2788531	\$6,021	\$3,548	\$2,473
Harlan Place Harland Place Work Orders 2775040, 2775041	\$17,549	\$6,778	\$10,771
Tower 23 - Pacific Beach Ocean Blvd & Felspar St Work Orders 2783030, 2783031	\$95,323	\$61,738	\$33,585
Hanenburg, Beth 1535 Loring St Work Orders 2823640, 2823641	\$11,358	\$4,930	\$6,428
Muirlands Vista Way 1055 Muirlands Vista Way Work Order 2828440, 2828441	\$84,531	\$38,719	\$45,812
Breeza Bwn Pacific Hwy & California St & Beech St Work Orders 2847225, 2847224	\$49,186	\$23,337	\$25,849
Bay @ Pt Loma Ph1 Kenyon St s/o Fordham St Work Orders 2850242, 2850241	\$165,411	\$70,894	\$94,517
City Heights Square Senior Housing Polk & 43rd St alley Work Orders 2862736, 2862735	\$105,599	\$50,857	\$54,742
Handerly Hotel 950 W. Hotel Cr Work Order 2684250	\$14,290	\$19,003	-\$4,713
	\$624,903	\$337,724	\$287,179



RULE 20C
SAN DIEGO GAS & ELECTRIC
REPORT ON CONVERSION OF OVERHEAD TO UNDERGROUND
ELECTRIC DISTRIBUTION FACILITIES
YEAR 2006

Distribution of Allocation Costs

<u>Description and Location</u>	<u>Total</u>	<u>Other</u>	<u>Utility</u>
COUNTY OF SAN DIEGO			
Bacinett, James 8604 Golden Rdg Rd, LK Work Orders 2767831, 2767830	\$10,830	\$4,556	\$6,274
Jacobs Residence 7337 San Miguel Rd, BO Work Orders 2825381, 2825380	\$24,912	\$15,450	\$9,462
MDS Development Corp Lapis Ln, RA Work Orders 2826070, 2826071	\$11,614	\$1,506	\$10,108
Veltman, Elois 5595 Via Calvillo A, BS Work Orders 2851481, 2851480	\$35,883	\$23,524	\$12,359
Dan Harrington Conversion 15922 Las Planideras, RS Work Orders 2855871, 2855870	\$28,061	\$20,140	\$7,921
	\$111,300	\$65,176	\$46,124
CITY OF SAN JUAN CAPISTRANO			
Ortega Animal Hospital Ortega Hwy & Ganado Rd Work Orders 2819711, 2819712	\$96,755	\$57,554	\$39,201
Gates Professional Bldg 31601 Av Los Cerritos Work Orders 2838701, 2838702	\$45,359	\$30,810	\$14,549
	\$142,114	\$88,364	\$53,750
CITY OF SAN MARCOS			
San Elijo Rd San Elijo Rd Work Orders 2791600, 2791602	\$25,540	\$32,665	-\$7,125
County Buildings 141 & 151 Carmel Carmel St & Twin Oaks Valley Rd Work Orders 2849612, 2849611	\$108,187	\$83,306	\$24,881
	\$133,727	\$115,971	\$17,756



RULE 20C
SAN DIEGO GAS & ELECTRIC
REPORT ON CONVERSION OF OVERHEAD TO UNDERGROUND
ELECTRIC DISTRIBUTION FACILITIES
YEAR 2006

Distribution of Allocation Costs

<u>Description and Location</u>	<u>Total</u>	<u>Other</u>	<u>Utility</u>
CITY OF SANTEE			
Cottonwood Morningside Townhomes Cottonwood, Buena Vista & Lunar Av Work Orders 2810431, 2810432	\$88,894	\$66,020	\$22,874
TOTALS: 20C	\$2,764,602	\$1,798,867	\$965,735



REPORT OF RULE 20A CONVERSIONS
UTILITY: SAN DIEGO GAS & ELECTRIC

YEAR ENDING: **2007**

AMENDED 2007 REPORT SUMMARY

ALLOCATIONS FOR CONVERSIONS

Corrected 2007 allocations

1. Total allocations (1968 - 2006)		\$559,521,748
2. Report year's allocation (2007)	\$20,618,248	
3. Total allocations through report year (1968 - 2007) (1+2)		\$580,139,996

EXPENDITURES FOR CONVERSIONS

4. Total expended for completed conversions (1968-2006) (from 2006 report)	\$514,321,109	
5. Total report year expended for completed conversions (2007)	\$15,890,733	
6. Total expended for completed conversions through report year (1968-2007) (4+5)		\$530,211,842
7. Total expended on conversions not completed by report year-end (2007)	\$41,205,417	
8. Total expended (6+7)		\$571,417,259

TOTAL UNEXPENDED FUNDS (3-8)

9. If expenditures are greater than allocations		\$0
10. If allocations are greater than expenditures (One of the above (9 or 10) will always be -0-)		\$8,722,737

FUNDS COMMITTED

11. Total funds authorized to complete partially completed jobs shown on Line 7	\$11,964,932	
12. Funds for jobs not under construction where U.G. districts have been formed under enabling legislation	\$47,435,702	
13. Total Committed (11+12)		\$59,400,634

ADDITIONAL FUNDS COMMITTED

14. Funds required for identified projects under study by active U.G. Communities as of report year ending (projected through 2008)	\$18,177,224	
---	--------------	--

MEMO INFORMATION

15. Advance for specific communities beyond current allocations		\$9,790,225
16. Reserve funds held for specific communities for which no specific current projects are under study as of report year-end.		-\$68,855,121
17. Expenditures to Case 9365 (Transmission dollars which are included in the total cost above in Line 8)		\$32,246,657



REPORT OF RULE 20A CONVERSIONS

UTILITY: **SAN DIEGO GAS & ELECTRIC**

YEAR ENDING: **2007**

ALLOCATIONS FOR CONVERSIONS

1. Total allocations (1968 - 2006)		\$559,521,748
2. Report year's allocation (2007)	\$22,728,922	
3. Total allocations through report year (1968 - 2007) (1+2)		\$582,250,670

EXPENDITURES FOR CONVERSIONS

4. Total expended for completed conversions (1968-2006) (from 2006 report)	\$514,321,109	
5. Total report year expended for completed conversions (2007)	\$15,890,733	
6. Total expended for completed conversions through report year (1968-2007) (4+5)		\$530,211,842
7. Total expended on conversions not completed by report year-end (2007)	\$41,205,417	
8. Total expended (6+7)		\$571,417,259

TOTAL UNEXPENDED FUNDS (3-8)

9. If expenditures are greater than allocations		\$0
10. If allocations are greater than expenditures (One of the above (9 or 10) will always be -0-)		\$10,833,411

FUNDS COMMITTED

11. Total funds authorized to complete partially completed jobs shown on Line 7	\$11,964,932	
12. Funds for jobs not under construction where U.G. districts have been formed under enabling legislation	\$47,435,702	
13. Total Committed (11+12)		\$59,400,634

ADDITIONAL FUNDS COMMITTED

14. Funds required for identified projects under study by active U.G. Communities as of report year ending (projected through 2008)	\$18,177,224	
---	--------------	--

MEMO INFORMATION

15. Advance for specific communities beyond current allocations		\$9,790,225
16. Reserve funds held for specific communities for which no specific current projects are under study as of report year-end.		-\$66,744,447
17. Expenditures to Case 9365 (Transmission dollars which are included in the total cost above in Line 8)		\$32,246,657

RULE 20A DEFINITIONS

1. Total Rule 20A funds committed by the Utility. This amount is equal to the Company's total allocation from the year of inception to prior report year.
2. This amount is the Company total for the report year Rule 20A allocation.
3. Total of Line 1 plus Line 2 which is the base for this year's report.
4. Total expended for completed conversion jobs from inception through prior report year.
5. Total expended for completed conversion jobs for the report year.
6. Total of Line 4 plus Line 5.
7. Total expended for conversion jobs not yet completed through report year.
8. Total of Line 6 plus Line 7.
9. Expenditures that are greater than allocations:
Line 8 minus Line 3 = overexpended funds.
10. Expenditures that are less than allocations:
Line 3 minus Line 8 = unexpended funds.
11. Total funds authorized to complete the conversion jobs reported in Item Line 7.
12. Funds committed for conversion jobs where the Underground District has been established under enabling legislation.
13. Total of Line 11 plus Line 12.
14. Additional funds committed for specific identified jobs under study by active U.G. communities as of report year-ending.
15. The total sum for specific aggressive communities that have expended and committed funds that exceed their report year allocation.
16. The total sum for specific communities that have not expended or committed funds equal to their report year allocation.
17. Expenditures to Case 9365 (transmission dollars which are included in Line 8 above).



**TOTAL SUMMARY
SAN DIEGO GAS & ELECTRIC
REPORT ON CONVERSION OF OVERHEAD TO UNDERGROUND
ELECTRIC DISTRIBUTION FACILITIES
YEAR 2007**

<u>Rule</u>	<u>Location</u>	<u>Distribution of Costs</u>
20A	City of El Cajon	\$6,033,501
	City of Encinitas	\$113,509
	City of San Diego	\$8,713,725
	20A TOTALS:	\$14,860,735
	Adjustments to previously reported jobs	\$1,029,998
	20A GRAND TOTALS:	\$15,890,733



**TOTAL SUMMARY
SAN DIEGO GAS & ELECTRIC
REPORT ON CONVERSION OF OVERHEAD TO UNDERGROUND
ELECTRIC DISTRIBUTION FACILITIES
YEAR 2007**

DISTRIBUTION OF COSTS

<u>Rule</u>	<u>Location</u>	<u>Total</u>	<u>Other</u>	<u>Utility</u>
20B	City of Carlsbad	\$316,346	\$106,008	\$210,338
	City of Chula Vista	\$82,522	\$6,330	\$76,192
	City of Dana Point	\$376,551	\$199,489	\$177,062
	City of El Cajon	\$40,902	\$8,957	\$31,945
	City of Escondido	\$911,813	\$410,295	\$501,518
	City of Laguna Beach	\$110,479	\$49,822	\$60,657
	City of Oceanside	\$395,192	\$152,043	\$243,149
	City of Poway	\$138,103	\$73,235	\$64,868
	City of San Clemente	\$49,060	\$8,000	\$41,060
	City of San Diego	\$424,855	\$161,026	\$263,829
	County of San Diego	\$528,481	\$245,454	\$283,027
	City of San Juan Capistrano	\$516,476	\$305,232	\$211,244
	City of San Marcos	\$45,642	\$11,284	\$34,358
	City of Vista	\$877,545	\$361,585	\$515,960
20B TOTALS:		\$4,813,967	\$2,098,760	\$2,715,207
20C	City of Carlsbad	\$243,398	\$168,271	\$75,127
	City of Chula Vista	\$354,811	\$72,130	\$282,681
	City of El Cajon	\$53,535	\$29,666	\$23,869
	City of Encinitas	\$71,818	\$46,662	\$25,156
	City of Escondido	\$83,519	\$51,362	\$32,157
	City of La Mesa	\$29,724	\$16,927	\$12,797
	City of National City	\$160,764	\$90,554	\$70,210
	City of Oceanside	\$393,294	\$235,416	\$157,878
	City of Poway	\$16,565	\$2,163	\$14,402
	City of Solana Beach	\$13,351	\$8,124	\$5,227
	City of San Diego	\$801,341	\$419,445	\$381,896
	County of San Diego	\$120,151	\$50,002	\$70,149
	City of San Marcos	\$45,960	\$23,552	\$22,408
	City of Santee	\$153,026	\$126,794	\$26,232
City of Vista	\$190,667	\$113,268	\$77,399	
20C TOTALS:		\$2,731,924	\$1,454,336	\$1,277,588



**RULE 20A
SAN DIEGO GAS & ELECTRIC
REPORT ON CONVERSION OF OVERHEAD TO UNDERGROUND
ELECTRIC DISTRIBUTION FACILITIES
YEAR 2007**

DISTRIBUTION OF ALLOCATION COSTS

<u>Description and Location</u>	<u>City/County</u>	<u>Total Costs</u>
CITY OF EL CAJON		
Jamacha Road 20A #133505 (Main St to s/o Shadow Vista) Work Orders 2761390, 2761391, 2761392, 2761393, 2761394, 2838430 Trench Footage: 13,849 No. of Services: 22 Poles Removed: 53	\$6,033,501	\$6,033,501
CITY OF ENCINITAS		
Cornish Dr 20A #348103 (Encinitas Community Library, 640 Cornish Dr) Work Orders 2798800, 2814200, 2814201 Trench Footage: 870 No. of Services: 0 Poles Removed: 4	\$113,509	\$113,509
CITY OF SAN DIEGO		
Gaines St 20A #238856 (Riley, Gaines, Lauretta, Napa, Azusa) Work Orders 2759940, 2850510, 2850511, 2850512, 2850513, 2850514, 2850515 Trench Footage: 5,785 No. of Services: 45 Poles Removed: 34	\$3,104,081	
61st St 20A #240417 (Btwn Division and Imperial Av) Work Orders 2761310, 2850470, 2850471, 2850472, 2850473 Trench Footage: 3,736 No. of Services: 38 Poles Removed: 9	\$2,201,333	
Hill St 20A #240423 (Catalina & Sunset Cliffs Blvd) Work Orders 2761340, 2850530, 2850531, 2850532, 2850533 Trench Footage: 9,920 No. of Services: 78 Poles Removed: 28	\$1,987,683	



RULE 20A
SAN DIEGO GAS & ELECTRIC
REPORT ON CONVERSION OF OVERHEAD TO UNDERGROUND
ELECTRIC DISTRIBUTION FACILITIES
YEAR 2007

DISTRIBUTION OF ALLOCATION COSTS

Description and Location

City/County

Total Costs

Chatsworth BI 20A #534095

\$1,420,628

\$8,713,725

(Tennyson St and Dumas St)

Work Orders 2840950, 2840951, 2840952, 2840953, 2840954

Trench Footage: 6,028

No. of Services: 39

Poles Removed: 23

20A TOTAL:

\$14,860,735



RULE 20B
SAN DIEGO GAS & ELECTRIC
REPORT ON CONVERSION OF OVERHEAD TO UNDERGROUND
ELECTRIC DISTRIBUTION FACILITIES
YEAR 2007

Distribution of Allocation Costs

<u>Description and Location</u>	<u>Total</u>	<u>Other</u>	<u>Utility</u>
CITY OF CARLSBAD			
N/W Quad PK-20B Conv 3025 Harding St, CB Work Orders 2828642, 2828643	\$316,346	\$106,008	\$210,338
CITY OF CHULA VISTA			
La Media Rd & Sta Luna Rd EXT La Media Rd s/o Birch Rd, CV Work Orders 2841272, 2841276	\$53,622	\$6,330	\$47,292
Otay III - Convanta 1600 Maxwell Rd CG, CV Work Orders 2844781, 2844782	\$28,900	\$0	\$28,900
	\$82,522	\$6,330	\$76,192
CITY OF DANA POINT			
Headlands Dana Strand & Selva/Scenic Dr, DP Work Orders 2821452, 2821453, 2821457, 2821458	\$376,551	\$199,489	\$177,062
CITY OF EL CAJON			
Corsi, Rita 896 Singing Hts Dr, EC Work Orders 2843210, 2843211	\$40,902	\$8,957	\$31,945
CITY OF ESCONDIDO			
Meadowbrook Village N. Broadway @ Vlg Rd & N. Iris Ln, ES Work Orders 2820417, 2820418	\$61,384	\$24,796	\$36,588
Washington Hills Ph 2 Citrus w/o Springlake, ES Work Orders 2829450, 2829451	\$40,164	\$18,250	\$21,914
Eureka Rch-E Vly Conv E Vly Pkwy n/o Washington, ES Work Orders 2839550, 2839551	\$242,134	\$130,487	\$111,647
Esc TR 901 - Center Stage Sub Purdum Lane and Idaho, ES Work Orders 2841100, 2841101	\$133,767	\$55,207	\$78,560



RULE 20B
SAN DIEGO GAS & ELECTRIC
REPORT ON CONVERSION OF OVERHEAD TO UNDERGROUND
ELECTRIC DISTRIBUTION FACILITIES
YEAR 2007

Distribution of Allocation Costs

<u>Description and Location</u>	<u>Total</u>	<u>Other</u>	<u>Utility</u>
Welcome View			
Welcome View Dr/Giant Rock Ln, ES Work Orders 2848111, 2848112	\$52,649	\$19,521	\$33,128
Eureka Ranch K St Backbone			
K St (Bevens Rd) @ E. Vly Pky, ES Work Orders 2851910, 2851912	\$57,977	\$14,899	\$43,078
Eureka Ranch Unit 5			
E. Vly Pkwy @ Washington Ave, ES Work Orders 2852490, 2852491	\$28,425	\$16,838	\$11,587
Lowes Escondido			
W. Mission Av & Quince St, ES Work Orders 2864490, 2864491	\$295,313	\$130,297	\$165,016
	\$911,813	\$410,295	\$501,518
CITY OF LAGUNA BEACH			
Vista Del Sol OH to UG Conv			
Vs Del Sol w/o Coast, SL Work Orders 2772300, 2823870	\$110,479	\$49,822	\$60,657
CITY OF OCEANSIDE			
Cesar Chavez M.S.			
Oleander Dr @ Frazee Rd, OC Work Orders 2821190, 2821191	\$91,376	\$66,767	\$24,609
Darwin Glen			
Darwin @ Sagewood, OC Work Orders 2816480, 2816481	\$135,754	\$47,137	\$88,617
Pelican 81 Relocation			
Douglas e/o Salmon Ln, OC Work Order 2827660	\$19,644	-\$35,519	\$55,163
River Park			
Oleander Dr @ Gardenia St, OC Work Orders 2833500, 2833501	\$148,418	\$73,658	\$74,760
	\$395,192	\$152,043	\$243,149
CITY OF POWAY			
Somerset Subdivision			
Somerset Rd, Midland Rd, OC Work Orders 2870980, 2870981	\$138,103	\$73,235	\$64,868



RULE 20B
SAN DIEGO GAS & ELECTRIC
REPORT ON CONVERSION OF OVERHEAD TO UNDERGROUND
ELECTRIC DISTRIBUTION FACILITIES
YEAR 2007

<u>Description and Location</u>	Distribution of Allocation Costs		
	<u>Total</u>	<u>Other</u>	<u>Utility</u>
CITY OF SAN CLEMENTE			
Cotton Hill			
La Esperanza & El Levante, OC Work Orders 2813260, 2813262	\$49,060	\$8,000	\$41,060
CITY OF SAN DIEGO			
Lincoln High School			
48th St & Franklin Av, SD Work Orders 2811713, 2811714	\$77,681	\$33,624	\$44,057
Mary Lanyon Fay Elementary School			
52nd St & Otillie Pl, SD Work Orders 2832460, 2832461	\$177,523	\$69,332	\$108,191
Sycamore EST - Beeler Cyn Conv			
Beeler Canyon, SD Work Orders 2862330, 2862333	\$169,651	\$58,070	\$111,581
	\$424,855	\$161,026	\$263,829
COUNTY OF SAN DIEGO			
Hill Ranch-Bonsall			
Olive Hill Rd e/o and n/o Puerta De Lomas, BS Work Orders 2745560, 2745561	\$457,078	\$205,802	\$251,276
River Run Business Park East			
Riverside Dr e/o Palm Row Dr, LK Work Orders 2853551, 2853552	\$71,403	\$39,652	\$31,751
	\$528,481	\$245,454	\$283,027
CITY OF SAN JUAN CAPISTRANO			
Tract 16221			
Rancho Viejo Rd n/e of Ortega Hwy, SJ Work Orders 2789840, 2789841	\$315,464	\$226,078	\$89,386
Junipero Serra High School			
Cm Capistrano & Junipero Serra, SJ Work Orders 2828470, 2828471	\$201,012	\$79,154	\$121,858
	\$516,476	\$305,232	\$211,244
CITY OF SAN MARCOS			
Hollandia Park			
Mission Hills Ct @ Mission Rd, SM Work Orders 2853090, 2853091	\$45,642	\$11,284	\$34,358



RULE 20B
SAN DIEGO GAS & ELECTRIC
REPORT ON CONVERSION OF OVERHEAD TO UNDERGROUND
ELECTRIC DISTRIBUTION FACILITIES
YEAR 2007

<u>Description and Location</u>	Distribution of Allocation Costs		
	<u>Total</u>	<u>Other</u>	<u>Utility</u>
CITY OF VISTA			
Aloha Motors 1611 W Vista Wy, VS Work Orders 2788880, 2788881	\$245,003	\$107,458	\$137,545
BHA Inc. Lobelia Dr & Sycamore Av, VS Work Orders 2818430, 2818431	\$98,506	\$69,886	\$28,620
Vista Kidney Dialysis Center 950 Hacienda Dr, VS Work Orders 2846870, 2846871	\$207,516	\$121,835	\$85,681
Santa Fe Walk Redlands @ W. Connecticut Av, VS Work Orders 2847120, 2847121	\$225,038	\$35,938	\$189,100
Copper Dr Project Copper Dr @ Delta Ln, VS Work Orders 2847530, 2847531	\$101,482	\$26,468	\$75,014
	\$877,545	\$361,585	\$515,960
20B TOTALS:	\$4,813,967	\$2,098,760	\$2,715,207



RULE 20C
SAN DIEGO GAS & ELECTRIC
REPORT ON CONVERSION OF OVERHEAD TO UNDERGROUND
ELECTRIC DISTRIBUTION FACILITIES
YEAR 2007

<u>Description and Location</u>	Distribution of Allocation Costs		
	<u>Total</u>	<u>Other</u>	<u>Utility</u>
CITY OF CARLSBAD			
The Bluffs			
Chinquapin Av & Harrison St, CB Work Orders 2837560, 2837561	\$243,398	\$168,271	\$75,127
CITY OF CHULA VISTA			
Otay III - Convanta			
1700 Maxwell Rd, CV Work Order 2844780	\$354,811	\$72,130	\$282,681
CITY OF EL CAJON			
Silverthorn, Steve			
Washington Av & Sunshine Av, EC Work Orders 2782300, 2782301	\$53,535	\$29,666	\$23,869
CITY OF ENCINITAS			
Encinitas TR 03-018			
Bracero Dr, EN Work Orders 2860360, 2860361	\$71,818	\$46,662	\$25,156
CITY OF ESCONDIDO			
Washington Hills Ph 3			
Citrus w/o Springlake, ES Work Orders 2829460, 2829461	\$27,656	\$24,134	\$3,522
Conway Estates			
2046 Conway Dr, ES Work Orders 2841041, 2841042	\$20,216	\$10,385	\$9,831
Thomsen, Al			
1062 Robertson Dr, ES Work Orders 2840890, 2840891	\$19,050	\$9,075	\$9,975
El Norte Park			
El Norte Pkwy & Midway Dr, ES Work Orders 2850460, 2850461	\$7,163	\$3,413	\$3,750
Escondido Tract 861			
Felicita Rd @ Brotherton Rd, ES Work Orders 2854390, 2854391	\$9,434	\$4,355	\$5,079
	\$83,519	\$51,362	\$32,157



RULE 20C
SAN DIEGO GAS & ELECTRIC
REPORT ON CONVERSION OF OVERHEAD TO UNDERGROUND
ELECTRIC DISTRIBUTION FACILITIES
YEAR 2007

<u>Description and Location</u>	Distribution of Allocation Costs		
	<u>Total</u>	<u>Other</u>	<u>Utility</u>
CITY OF LA MESA			
Talmadge East Townhomes 5090 Guava Av, LM Work Orders 2744990, 2744991	\$14,115	\$4,352	\$9,763
Lime and Corona TPM 03-02 N/W corner of Lime & Corona St, LM Work Orders 2810970, 2810971	\$15,609	\$12,575	\$3,034
	\$29,724	\$16,927	\$12,797
CITY OF NATIONAL CITY			
Euclid and Division N/E corner of Euclid Av & Division St, NC Work Orders 2839831, 2839832	\$23,766	\$12,488	\$11,278
T Avenue S/O 4th St @ T Av, NC Work Orders 2844970, 2844971	\$62,196	\$34,636	\$27,560
Paradise Walk Job 8th & Arcadia, NC Work Orders 2849551, 2849552	\$61,564	\$35,539	\$26,025
Canyon Ridge Rachel Av @ Blueridge St, NC Work Orders 2855210, 2855211	\$13,238	\$7,891	\$5,347
	\$160,764	\$90,554	\$70,210
CITY OF OCEANSIDE			
OCEAN VILLAGE 401 N Coast Hwy, OC Work Orders 2737960, 2737961	\$34,712	\$17,855	\$16,857
Oksnee Residence 525 Sleeping Indian Rd, OC Work Orders 2848040, 2848041	\$26,184	\$18,105	\$8,079
Oceanlofts Condos 550 Seagaze Dr, OC Work Orders 2828652, 2828653	\$59,540	\$35,730	\$23,810
Nevada Manor Condos Nevada St s/o Civic Center Dr, OC Work Orders 2829151, 2829152	\$51,964	\$31,920	\$20,044



RULE 20C
SAN DIEGO GAS & ELECTRIC
REPORT ON CONVERSION OF OVERHEAD TO UNDERGROUND
ELECTRIC DISTRIBUTION FACILITIES
YEAR 2007

Distribution of Allocation Costs

<u>Description and Location</u>	<u>Total</u>	<u>Other</u>	<u>Utility</u>
Young Lot Split 802 N Cleveland St, OC Work Orders 2833522, 2833523	\$40,916	\$23,850	\$17,066
Renaissance Terrace Ph 1 North Coast Hwy, OC Work Orders 2851801, 2851802	\$31,808	\$17,329	\$14,479
Claire Villas Freeman St @ Neptune, OC Work Orders 2864610, 2864611	\$148,170	\$90,627	\$57,543
	\$393,294	\$235,416	\$157,878
CITY OF POWAY			
SKG 20C Conversion Sudan Rd, PW Work Orders 2867820, 2867821	\$16,565	\$2,163	\$14,402
CITY OF SOLANA BEACH			
Robert Mueller Residence 208 S Rios Av, SB Work Orders 2864550, 2864551	\$13,351	\$8,124	\$5,227
CITY OF SAN DIEGO			
Lincoln High School 48th St & Franklin Av, SD Work Orders 2811711, 2811712	\$86,514	\$57,905	\$28,609
Renaissance at North Park 30th St n/o El Cajon Bl & e/o Kansas St, SD Work Orders 2799000, 2799001	\$45,397	\$41,053	\$4,344
SD Museum of Contemporary Art 700 Prospect St, LJ Work Order 2818341	\$23,243	\$16,946	\$6,297
Martinez Ranch Business Park W/O Britannia Rd and s/o Siempre Viva Rd, SD Work Orders 2849381, 2849382	\$149,687	\$50,921	\$98,766
Vista Bella at Del Mar Old El Cm Real, SD Work Orders 2856640, 2856641	\$24,248	\$11,925	\$12,323



RULE 20C
SAN DIEGO GAS & ELECTRIC
REPORT ON CONVERSION OF OVERHEAD TO UNDERGROUND
ELECTRIC DISTRIBUTION FACILITIES
YEAR 2007

Distribution of Allocation Costs

<u>Description and Location</u>	<u>Total</u>	<u>Other</u>	<u>Utility</u>
Logan Heights Family Center 1809 National Av, SD Work Orders 2859340, 2859341	\$171,711	\$69,625	\$102,086
Sunset Cove (formerly Madera) Iroquois Av & Cowley Wy, SD Work Orders 2858520, 2858522	\$125,800	\$69,342	\$56,458
Esperanza Townhomes 62nd St & Akins Av, SD Work Orders 2859311, 2859312	\$90,163	\$56,360	\$33,803
Melcher Conv 7507 Miramar Av, LJ Work Orders 2754391, 2754392	\$84,578	\$45,368	\$39,210
	\$801,341	\$419,445	\$381,896
COUNTY OF SAN DIEGO			
Albaisa, Alfonso 3922 Allen School Rd, BO Work Orders 2836840, 2836841	\$5,115	\$3,403	\$1,712
Rhee, Luke APN 121-312-27 & 28 Entrada Al Sol, BS Work Orders 2870690, 2870691	\$36,333	\$10,486	\$25,847
Gagnard Residence 16221 Via Del Alba, RS Work Orders 2875550, 2875551, 2875553, 2875554	\$78,703	\$36,113	\$42,590
	\$120,151	\$50,002	\$70,149
CITY OF SAN MARCOS			
Borden Rd 20C W/Improvements Borden Rd @ Briant, Tierra Dura & Amber Dr, SM Work Order 2777590	\$2,610	\$0	\$2,610
Twin Oaks Valley Rd Extension Twin Oaks Vly Rd s/o to San Elijo Rd, SM Work Orders 2839040, 2839041	\$35,184	\$20,795	\$14,389
Sierra Madre Academy Las Flores Dr & Grand Av, SM Work Orders 2858722, 2858723	\$8,166	\$2,757	\$5,409
	\$45,960	\$23,552	\$22,408



RULE 20C
SAN DIEGO GAS & ELECTRIC
REPORT ON CONVERSION OF OVERHEAD TO UNDERGROUND
ELECTRIC DISTRIBUTION FACILITIES
YEAR 2007

<u>Description and Location</u>	Distribution of Allocation Costs		
	<u>Total</u>	<u>Other</u>	<u>Utility</u>
CITY OF SANTEE			
Prospect Glen Project			
Fanita Dr - 48 SFR Units Work Orders 2748880, 2748881	\$130,748	\$117,448	\$13,300
Race Subdivision			
Northview Ln & Prospect Av, ST Work Orders 2841890, 2841891	\$22,278	\$9,346	\$12,932
	\$153,026	\$126,794	\$26,232
CITY OF VISTA			
Sprint PCS - SD34XC862A			
SD34XC862A - Brengle Park, VS Work Orders 2840670, 2840671	\$27,655	\$19,052	\$8,603
Harden 13 Project			
Monte Mar Rd, VS Work Orders 2847520, 2847521	\$163,012	\$94,216	\$68,796
	\$190,667	\$113,268	\$77,399
TOTALS: 20C	\$2,731,924	\$1,454,336	\$1,277,588



Ron van der Leeden
Director
Rates, Revenues & Tariffs
8330 Century Park Court
San Diego, CA 92123-1548

Tel: 213.244.2009
Fax: 213.244.3201
rvanderleeden@semprautilities.com

March 30, 2009

PUG 100
C.8209

Mr. Paul Clanon, Executive Director
California Public Utilities Commission
505 Van Ness Avenue
San Francisco, CA 94102

SUBJECT: SDG&E's 2008 REPORT OF RULE 20 CONVERSIONS

Dear Mr. Clanon:

In accordance with Ordering Paragraph 7 of Decision 73078 in Case 8209, San Diego Gas & Electric Company is submitting herewith a full report on its overhead to underground conversion work completed during the year 2008, including a list and description of each project. You will find the report broken into categories of Rule 20A, 20B, and 20C.

The overall status of our 20A conversion program in our service territory as of December 31, 2008, and a list of definitions, in accordance with the format requested by the California Public Utilities Commission, is contained in the attached report.

In addition, SDG&E is also providing an amended summary page to last year's report, which corrects the Report year's allocation (line 2). The balance of the 2007 Report remains unchanged.

If you have any questions regarding this report, please contact Todd Cahill at (858) 654-1745

Sincerely,

RON VAN DER LEEDEN
Director – Rates, Revenues & Tariffs

cc: D. Lee, CPUC
B.Schumacher, CPUC
N. Kohls, SDG&E
Pacific Gas & Electric
Southern California Edison
AT&T



REPORT OF RULE 20A CONVERSIONS

UTILITY: **SAN DIEGO GAS & ELECTRIC**

YEAR ENDING: **2008**

ALLOCATIONS FOR CONVERSIONS

1. Total allocations (1968 - 2007)		\$580,139,996
2. Report year's allocation (2008)	\$22,728,922	
3. Total allocations through report year (1968 - 2008) (1+2)		\$602,868,918

EXPENDITURES FOR CONVERSIONS

4. Total expended for completed conversions (1968-2007) (from 2007 report)	\$530,211,842	
5. Total report year expended for completed conversions (2008)	\$26,269,648	
6. Total expended for completed conversions through report year (1968-2008) (4+5)		\$556,481,490
7. Total expended on conversions not completed by report year-end (2008)	\$41,463,147	
8. Total expended (6+7)		\$597,944,637

TOTAL UNEXPENDED FUNDS (3-8)

9. If expenditures are greater than allocations		\$0
10. If allocations are greater than expenditures (One of the above (9 or 10) will always be -0-)		\$4,924,281

FUNDS COMMITTED

11. Total funds authorized to complete partially completed jobs shown on Line 7	\$161,783	
12. Funds for jobs not under construction where U.G. districts have been formed under enabling legislation	\$59,195,806	
13. Total Committed (11+12)		\$59,357,589

ADDITIONAL FUNDS COMMITTED

14. Funds required for identified projects under study by active U.G. Communities as of report year. *	* No longer used as of 12/31/2008	
--	--------------------------------------	--

MEMO INFORMATION

15. Advance for specific communities beyond current allocations		\$7,885,623
16. Reserve funds held for specific communities for which no specific current projects are under study as of report year-end.		-\$54,433,308
17. Expenditures to Case 9365 (Transmission dollars which are included in the total cost above in Line 8) *	* No longer used as of 12/31/2008	

RULE 20A DEFINITIONS

1. Total Rule 20A funds committed by the Utility. This amount is equal to the Company's total allocation from the year of inception to prior report year.
2. This amount is the Company total for the report year Rule 20A allocation.
3. Total of Line 1 plus Line 2 which is the base for this year's report.
4. Total expended for completed conversion jobs from inception through prior report year.
5. Total expended for completed conversion jobs for the report year.
6. Total of Line 4 plus Line 5.
7. Total expended for conversion jobs not yet completed through report year.
8. Total of Line 6 plus Line 7.
9. Expenditures that are greater than allocations:
Line 8 minus Line 3 = overexpended funds.
10. Expenditures that are less than allocations:
Line 3 minus Line 8 = unexpended funds.
11. Total funds authorized to complete the conversion jobs reported in Item Line 7.
12. Funds committed for conversion jobs where the Underground District has been established under enabling legislation.
13. Total of Line 11 plus Line 12.
14. Additional funds committed for specific identified jobs under study by active U.G. communities as of report year-ending.*
15. The total sum for specific aggressive communities that have expended and committed funds that exceed their report year allocation.
16. The total sum for specific communities that have not expended or committed funds equal to their report year allocation.
17. Expenditures to Case 9365 (transmission dollars which are included in Line 8 above).*

* Items 14 and 17 no longer used as of 12/31/2008.



**TOTAL SUMMARY
 SAN DIEGO GAS & ELECTRIC
 REPORT ON CONVERSION OF OVERHEAD TO UNDERGROUND
 ELECTRIC DISTRIBUTION FACILITIES
 YEAR 2008**

<u>Rule</u>	<u>Location</u>	<u>Distribution of Costs</u>
20A	City of Chula Vista	\$20,044,526
	City of Escondido	\$807,702
	City of Poway	\$681,196
	County of San Diego	\$4,398,793
	20A TOTALS:	\$25,932,217
	Adjustments to previously reported jobs	\$337,431
20A GRAND TOTALS:		\$26,269,648



**TOTAL SUMMARY
SAN DIEGO GAS & ELECTRIC
REPORT ON CONVERSION OF OVERHEAD TO UNDERGROUND
ELECTRIC DISTRIBUTION FACILITIES
YEAR 2008**

DISTRIBUTION OF COSTS

<u>Rule</u>	<u>Location</u>	<u>Total</u>	<u>Other</u>	<u>Utility</u>
20B	City of Carlsbad	\$2,378,779	\$773,019	\$1,605,760
	City of Del Mar	\$89,957	\$48,917	\$41,040
	City of Dana Point	\$77,943	\$41,632	\$36,311
	City of El Cajon	\$96,665	\$40,847	\$55,818
	City of Encinitas	\$85,703	\$49,361	\$36,342
	City of Escondido	\$436,207	\$226,605	\$209,602
	City of Laguna Beach	\$47,223	\$35,506	\$11,717
	City of Solana Beach	\$1,796,922	\$1,924,171	-\$127,249
	City of San Diego	\$448,617	\$170,581	\$278,036
	County of San Diego	\$111,534	\$36,125	\$75,409
	City of San Juan Capistrano	\$384,286	\$264,038	\$120,248
	City of San Marcos	\$49,234	\$11,688	\$37,546
	City of Santee	\$183,609	\$22,168	\$161,441
20B TOTALS:		\$6,186,679	\$3,644,658	\$2,542,021
20C	City of Carlsbad	\$359,976	\$126,539	\$233,437
	City of Coronado	\$99,234	\$56,956	\$42,278
	City of Del Mar	\$50,456	\$34,267	\$16,189
	City of Dana Point	\$35,254	\$44,496	-\$9,242
	City of El Cajon	\$16,197	\$11,625	\$4,572
	City of Encinitas	\$169,099	\$122,577	\$46,522
	City of Escondido	\$179,173	\$110,652	\$68,521
	City of Lemon Grove	\$121,862	\$78,112	\$43,750
	City of Oceanside	\$162,608	\$106,586	\$56,022
	City of Poway	\$34,494	\$23,147	\$11,347
	City of Solana Beach	\$26,909	\$10,849	\$16,060
	City of San Diego	\$357,326	\$241,099	\$116,227
	County of San Diego	\$224,341	\$164,862	\$59,479
	City of San Juan Capistrano	\$54,080	\$24,752	\$29,328
	City of San Marcos	\$72,985	\$59,565	\$13,420
	City of Santee	\$16,225	\$31,163	-\$14,938
City of Vista	\$363,801	\$265,123	\$98,678	
20C TOTALS:		\$2,344,020	\$1,512,370	\$831,650



**RULE 20A
SAN DIEGO GAS & ELECTRIC
REPORT ON CONVERSION OF OVERHEAD TO UNDERGROUND
ELECTRIC DISTRIBUTION FACILITIES
YEAR 2008**

DISTRIBUTION OF ALLOCATION COSTS

<u>Description and Location</u>	<u>City/County</u>	<u>Total Costs</u>
CITY OF CHULA VISTA		
Underground TL13815 - Chula Vista Franchise Proj, #638694 (San Ysidro to Sweetwater, Bay Blvd fm Sweetwater River to L St) Work Orders 2807791, 2807792, 2807793, 2807794, 2807795, 2807796 Trench Footage: 13,200	\$20,044,526	\$20,044,526
CITY OF ESCONDIDO		
Washington Hills 20A #442501 (El Norte Pkwy fm La Honda to Citrus) Work Orders 2833480, 2833482, 2833483, 2833484 Trench Footage: 2,170 No. of Services: 1 Poles Removed: 17	\$807,702	\$807,702
CITY OF POWAY		
Midland Rd 20A #439744 (Midland Rd, Edgemoor St to Aubrey St) Work Orders 2823610, 2823611, 2823612, 28236113, 2823615, 2823616, 2823617 Trench Footage: 2,250 No. of Services: 5 Poles Removed: 5	\$681,196	\$681,196
COUNTY OF SAN DIEGO		
E. Mission Rd 20A #436323 (Mission Rd btwn Hill Av and Main Av, Fallbrook) Work Orders 2740260, 2740261, 2740262, 2740263, 2740264, 2870380, 2870381, 2870382, 2870383 Trench Footage: 1,131 No. of Services: 5 Poles Removed: 3	\$251,423	
Linea Del Cielo 20A #444946 (Linea Del Cielo btwn La Granada and El Fuego, Rancho Santa Fe) Work Orders 2830070, 2830071, 2830072, 2830074, 2830075, 2914160 Trench Footage: 3,610 No. of Services: 4 Poles Removed: 5	\$1,916,792	



**RULE 20A
SAN DIEGO GAS & ELECTRIC
REPORT ON CONVERSION OF OVERHEAD TO UNDERGROUND
ELECTRIC DISTRIBUTION FACILITIES
YEAR 2008**

DISTRIBUTION OF ALLOCATION COSTS

Description and Location

City/County

Total Costs

Central Ave 20A #637724

\$2,230,578

\$4,398,793

(Central Av btwn Corral Canyon & Frisbe Street, Bonita)

Work Orders 2867411, 2867412, 2867413, 2867414, 2867415, 2867416,
2867417

Trench Footage: 6,114

No. of Services: 42

Poles Removed: 32

20A TOTAL:

\$25,932,217



**RULE 20B
SAN DIEGO GAS & ELECTRIC
REPORT ON CONVERSION OF OVERHEAD TO UNDERGROUND
ELECTRIC DISTRIBUTION FACILITIES
YEAR 2008**

Distribution of Allocation Costs

<u>Description and Location</u>	<u>Total</u>	<u>Other</u>	<u>Utility</u>
CITY OF CARLSBAD			
Carlsbad Municipal Golf Course - Ph2 Off Palomar Airport Rd, CB Work Orders 2842541, 2842542	\$2,378,779	\$773,019	\$1,605,760
CITY OF DEL MAR			
Larcher Conv 20B Ocean Front btwn 18th & 19th, DM Work Orders 2712100, 2712101	\$89,957	\$48,917	\$41,040
CITY OF DANA POINT			
Headlands Ph 4 e/w Corridor Selva Rd to Pacific Coast Hwy, DP Work Orders 2849344, 2849345	\$43,748	\$26,610	\$17,138
Headlands - Dana Strand Conv Dana Strand n/o Scenic Dr, DP Work Orders 2887520, 2887521	\$34,195	\$15,022	\$19,173
	\$77,943	\$41,632	\$36,311
CITY OF EL CAJON			
Rockhaven Ranch 2010 E. Madison Av, EC Work Orders 2843150, 2843151	\$96,665	\$40,847	\$55,818
CITY OF ENCINITAS			
Hahn George 205 Liszt Ave, EN Work Orders 2863280, 2863281	\$75,110	\$34,056	\$41,054
Wildflower Ranch e/o Lone Jack Rd, w/o Wildflower Dr, s/o Violet Ridge, EN Work Orders 2684200, 2684201	\$10,593	\$15,305	-\$4,712
	\$85,703	\$49,361	\$36,342
CITY OF ESCONDIDO			
Mounier Barbara 15316 Sky High Rd, ES Work Orders 2845331, 2845332	\$61,533	\$23,534	\$37,999
Washington Hills/Backbone El Norte Pkwy, ES Work Orders 2837440, 2837441	\$33,649	\$13,679	\$19,970



**RULE 20B
SAN DIEGO GAS & ELECTRIC
REPORT ON CONVERSION OF OVERHEAD TO UNDERGROUND
ELECTRIC DISTRIBUTION FACILITIES
YEAR 2008**

Distribution of Allocation Costs

<u>Description and Location</u>	<u>Total</u>	<u>Other</u>	<u>Utility</u>
North Ash Street Improvements			
N. Ash from Ball to El Norte Pkwy, ES Work Orders 2875600, 2875601, 2875602	\$341,025	\$189,392	\$151,633
	\$436,207	\$226,605	\$209,602
CITY OF LAGUNA BEACH			
Laguna Beach Assessment Dist: Bluff Dr Bluff Dr; PCH to Tablerock, South Laguna (LB) Work Orders 2695040, 2695041, 2695042	\$47,223	\$35,506	\$11,717
CITY OF SOLANA BEACH			
Solana Hts 20B Assessment District Barbara Av & Granados Av n/o E. Cliff St, SB Work Orders 2772560, 2772561	\$1,173,082	\$1,322,266	-\$149,184
Pacific Av 20B Assessment District Pacific Av, Ocean St, Circle Dr, SB Work Orders 2817670, 2817671	\$623,840	\$601,905	\$21,935
	\$1,796,922	\$1,924,171	-\$127,249
CITY OF SAN DIEGO			
Britannia Business Park Siembra Viva Dr e/o Britannia, SD Work Orders 2862450, 2862451	\$213,784	\$41,135	\$172,649
Mesa College East Entry n/o Mesa College Dr, w/o Armstrong St, SD Work Orders 2865030, 2865031	\$234,833	\$129,446	\$105,387
	\$448,617	\$170,581	\$278,036
COUNTY OF SAN DIEGO			
Alsadek, Sophia 4551 La Orilla, RS Work Orders 2881380, 2881381	\$83,503	\$22,863	\$60,640
Dijkstra AJ & Sandra Conv 4105 Eagle Peak Rd, JU Work Orders 2907060, 2907061	\$28,031	\$13,262	\$14,769
	\$111,534	\$36,125	\$75,409



**RULE 20B
SAN DIEGO GAS & ELECTRIC
REPORT ON CONVERSION OF OVERHEAD TO UNDERGROUND
ELECTRIC DISTRIBUTION FACILITIES
YEAR 2008**

<u>Description and Location</u>	Distribution of Allocation Costs		
	<u>Total</u>	<u>Other</u>	<u>Utility</u>
CITY OF SAN JUAN CAPISTRANO			
Whispering Hills La Pata s/o Ortega Hwy, SJ Work Orders 2833452, 2833453	\$384,286	\$264,038	\$120,248
CITY OF SAN MARCOS			
Hollandia Park Mission Hills Ct @ Mission Rd, SM Work Orders 2853090, 2853091	\$49,234	\$11,688	\$37,546
CITY OF SANTEE			
Sky Ranch SF Ph 4 e/o Graves s/o Woodside, n/o Broadway, ST Work Orders 2854322, 2854323	\$183,609	\$22,168	\$161,441
20B TOTALS:	\$6,186,679	\$3,644,658	\$2,542,021



RULE 20C
SAN DIEGO GAS & ELECTRIC
REPORT ON CONVERSION OF OVERHEAD TO UNDERGROUND
ELECTRIC DISTRIBUTION FACILITIES
YEAR 2008

<u>Description and Location</u>	Distribution of Allocation Costs		
	<u>Total</u>	<u>Other</u>	<u>Utility</u>
CITY OF CARLSBAD			
Robertson Ranch East Village Conv El Camino Real @ Cannon Rd, CB Work Orders 2873350, 2873351	\$348,677	\$117,913	\$230,764
Johnson, Rusty 5345 Los Robles Dr, CB Work Orders 2891890, 2891891	\$11,299	\$8,626	\$2,673
	\$359,976	\$126,539	\$233,437
CITY OF CORONADO			
Senior Housing / Palm Academy Orange Ave @ 6th St, CO Work Order 2862580, 2862581	\$88,375	\$50,642	\$37,733
Lorton Mitchell 20C Conv 621, 623, 625 & 629 A Av, Adella Ln btwn 6th & 7th, CO Work Order 2887270, 2887271	\$10,859	\$6,314	\$4,545
	\$99,234	\$56,956	\$42,278
CITY OF DEL MAR			
Vigil Residence 141 4th St, DM Work Orders 2854050, 2854051	\$50,456	\$34,267	\$16,189
CITY OF DANA POINT			
Headlands Ph 4 e/w Corridor Selva Rd to Pacific Coast Hwy, DP Work Orders 2849346, 2849347	\$35,254	\$44,496	-\$9,242
CITY OF EL CAJON			
Pickens, Jim APN 492-410-21 & 22 1116 Anita Lee Ln, EC Work Orders 2837740, 2837741	\$16,197	\$11,625	\$4,572
CITY OF ENCINITAS			
Penwarden Conv 1441 Hygeia Av, EN Work Orders 2850920, 2850921	\$16,242	\$6,980	\$9,262
Rainbow Ridge/Seascape Estates Rainbow Ridge Ln, EN Work Orders 2867160, 2867161	\$22,075	\$14,159	\$7,916



RULE 20C
SAN DIEGO GAS & ELECTRIC
REPORT ON CONVERSION OF OVERHEAD TO UNDERGROUND
ELECTRIC DISTRIBUTION FACILITIES
YEAR 2008

Distribution of Allocation Costs

<u>Description and Location</u>	<u>Total</u>	<u>Other</u>	<u>Utility</u>
Belmont Village Senior Living Manchester Av & El Camino Real, EN Work Orders 2872370, 2872371	\$130,782	\$101,438	\$29,344
	\$169,099	\$122,577	\$46,522
CITY OF ESCONDIDO			
Paydar, Reza Seven Oaks n/o El Norte Pkwy, ES Work Orders 2842090, 2842091	\$11,578	\$3,404	\$8,174
Escondido Tract 879 Alexander Dr @ Feeny Pl, ES Work Orders 2845700, 2845701	\$58,357	\$37,826	\$20,531
Escondido Tract 914 / Comunale Washington & E. Valley Pkwy, ES Work Orders 2866030, 2866033, 2866034, 2866035	\$101,816	\$65,891	\$35,925
Martin Development - 4 units 1725 S. Maple St, ES Work Orders 2890940, 2890941	\$7,422	\$3,531	\$3,891
	\$179,173	\$110,652	\$68,521
CITY OF LEMON GROVE			
Honda of Lemon Grove Costa Bella Dr & Lemon Grove Wy, LG Work Orders 2881541, 2881542	\$121,862	\$78,112	\$43,750
CITY OF OCEANSIDE			
Morse/Myers Condo Morse St @ Myers St, OC Work Orders 2838890, 2838891	\$17,746	\$9,961	\$7,785
Barnwell St Project Barnwell St n/o Oceanside Bl, OC Work Orders 2847210, 2847211	\$64,985	\$48,050	\$16,935
Borden Property Avocado Rd, OC Work Orders 2865050, 2865051	\$79,877	\$48,575	\$31,302
	\$162,608	\$106,586	\$56,022



RULE 20C
SAN DIEGO GAS & ELECTRIC
REPORT ON CONVERSION OF OVERHEAD TO UNDERGROUND
ELECTRIC DISTRIBUTION FACILITIES
YEAR 2008

<u>Description and Location</u>	Distribution of Allocation Costs		
	<u>Total</u>	<u>Other</u>	<u>Utility</u>
CITY OF POWAY			
Marriott, Eric 13644 Janette Ln, PW Work Orders 2883970, 2883971	\$34,494	\$23,147	\$11,347
CITY OF SOLANA BEACH			
N Rios 20C Conv 701 N. Rios Av, SB Work Orders 2871830, 2871831	\$26,909	\$10,849	\$16,060
CITY OF SAN DIEGO			
Thomas W. Sudberry 8052 Cl Del Cielo, LJ Work Orders 2789150, 2789152	\$28,614	\$20,069	\$8,545
Laura Rodriguez Elementary School 31st St & Logan Av, SD Work Orders 2832280, 2832281	\$18,484	\$10,315	\$8,169
Hoa Tran 4444 El Cajon Bl, SD Work Orders 2836502, 2836503	\$80,087	\$40,957	\$39,130
Hillcrest - Red Cross 5th Av & Pennsylvania St, SD Work Orders 2847401, 2847402	\$230,141	\$169,758	\$60,383
	\$357,326	\$241,099	\$116,227
COUNTY OF SAN DIEGO			
Albertsons - Alpine s/e corner S. Grade Rd & Alpine Bl, AP Work Orders 2832790, 2832792	\$118,742	\$103,576	\$15,166
La Sencilla 20C Conv 5555 La Sencilla, RS Work Orders 2834190, 2834191	\$24,032	\$15,441	\$8,591
Feldman, Ronald 17133 El Mirador, RS Work Orders 2880490, 2880491	\$26,613	\$15,323	\$11,290
Fitzpatrick Residence 16010 Via Del Alba, RS Work Orders 2888300, 2888301	\$7,874	\$3,905	\$3,969



RULE 20C
SAN DIEGO GAS & ELECTRIC
REPORT ON CONVERSION OF OVERHEAD TO UNDERGROUND
ELECTRIC DISTRIBUTION FACILITIES
YEAR 2008

Distribution of Allocation Costs

<u>Description and Location</u>	<u>Total</u>	<u>Other</u>	<u>Utility</u>
Mueller Homes			
5907 Via De Cumbre, RS			
Work Orders 2886630, 2886631	\$47,080	\$26,617	\$20,463
	\$224,341	\$164,862	\$59,479
CITY OF SAN JUAN CAPISTRANO			
Ortega Highway Gas			
27101 Ortega Hwy, SJ			
Work Orders 2855810, 2855812	\$54,080	\$24,752	\$29,328
CITY OF SAN MARCOS			
San Marcos TR 445- R Arbor Rch			
Linda Vs Dr @ Virginia Pl, SM			
Work Orders 2842901, 2842903	\$72,985	\$59,565	\$13,420
CITY OF SANTEE			
Express Performance Center			
8711 Magnolia Av, ST			
Work Orders 2889340, 2889341	\$16,225	\$31,163	-\$14,938
CITY OF VISTA			
Plymouth Village Condos			
338 Plymouth Dr, VS			
Work Orders 2827780, 2827781	\$58,515	\$40,023	\$18,492
Mark Cuffel			
1890 Cathan Ln, VS			
Work Orders 2847280, 2847281	\$13,361	\$6,508	\$6,853
Wilborn Car Wash			
Vista Wy & Huff St, VS			
Work Orders 2880070, 2880071	\$195,286	\$128,347	\$66,939
North Avenue Business Park			
North Av & Maryland Dr, VS			
Work Orders 2882160, 2882161	\$96,639	\$90,245	\$6,394
	\$363,801	\$265,123	\$98,678
TOTALS: 20C	\$2,344,020	\$1,512,370	\$831,650



Ron van der Leeden
Director – Rates, Revenues, & Tariffs
8330 Century Park Court
San Diego, CA 92123-1548

Tel: 213.244.2009
Fax: 213.244.3201
RvanderLeeden@semprautilities.com

March 31, 2010

PUG 100
C.8209

Mr. Paul Clanon, Executive Director
California Public Utilities Commission
505 Van Ness Avenue
San Francisco, CA 94102

SUBJECT: SDG&E's 2009 REPORT OF RULE 20 CONVERSIONS

Dear Mr. Clanon:

In accordance with Ordering Paragraph 7 of Decision 73078 in Case 8209, San Diego Gas & Electric Company is submitting a full report on its overhead to underground conversion work completed during the year 2009, including a list and description of each project. You will find the report broken into categories of Rule 20A, 20B, and 20C.

The overall status of our 20A conversion program in our service territory as of December 31, 2009, and a list of definitions, in accordance with the format requested by the California Public Utilities Commission is contained in the attached report.

If you have any questions regarding this report, please contact Megan Caulson at (858) 654-1748.

Sincerely,

Ron van der Leeden
Director — Rates, Revenues, & Tariffs

cc: D. Lee, CPUC
B.Schumacher, CPUC
N. Kohls, SDG&E
Pacific Gas & Electric
Southern California Edison
AT&T



REPORT OF RULE 20A CONVERSIONS

UTILITY: **SAN DIEGO GAS & ELECTRIC**

YEAR ENDING: **2009**

ALLOCATIONS FOR CONVERSIONS

1. Total allocations (1968 - 2008)		\$602,868,918
2. Report year's allocation (2009)	\$22,029,072	
3. Total allocations through report year (1968 - 2009) (1+2)		\$624,897,990

EXPENDITURES FOR CONVERSIONS

4. Total expended for completed conversions (1968-2008) (from 2008 report)	\$556,481,490	
5. Total report year expended for completed conversions (2009)	\$21,301,459	
6. Total expended for completed conversions through report year (1968-2009) (4+5)		\$577,782,949
7. Total expended on conversions not completed by report year-end (2009)	\$43,142,899	
8. Total expended (6+7)		\$620,925,848

TOTAL UNEXPENDED FUNDS (3-8)

9. If expenditures are greater than allocations		\$0
10. If allocations are greater than expenditures (One of the above (9 or 10) will always be -0-)		\$3,972,142

FUNDS COMMITTED

11. Total funds authorized to complete partially completed jobs shown on Line 7	\$7,235,160	
12. Funds for jobs not under construction where U.G. districts have been formed under enabling legislation	\$84,516,418	
13. Total Committed (11+12)		\$91,751,578

ADDITIONAL FUNDS COMMITTED

14. Funds required for identified projects under study by active U.G. Communities as of report year. *	* No longer used as of 12/31/2008	
--	--------------------------------------	--

MEMO INFORMATION

15. Advance for specific communities beyond current allocations		-\$6,014,806
16. Reserve funds held for specific communities for which no specific current projects are under study as of report year-end.		-\$87,779,436
17. Expenditures to Case 9365 (Transmission dollars which are included in the total cost above in Line 8) *	* No longer used as of 12/31/2008	

RULE 20A DEFINITIONS

1. Total Rule 20A funds committed by the Utility. This amount is equal to the Company's total allocation from the year of inception to prior report year.
2. This amount is the Company total for the report year Rule 20A allocation.
3. Total of Line 1 plus Line 2 which is the base for this year's report.
4. Total expended for completed conversion jobs from inception through prior report year.
5. Total expended for completed conversion jobs for the report year.
6. Total of Line 4 plus Line 5.
7. Total expended for conversion jobs not yet completed through report year.
8. Total of Line 6 plus Line 7.
9. Expenditures that are greater than allocations:
Line 8 minus Line 3 = overexpended funds.
10. Expenditures that are less than allocations:
Line 3 minus Line 8 = unexpended funds.
11. Total funds authorized to complete the conversion jobs reported in Item Line 7.
12. Funds committed for conversion jobs where the Underground District has been established under enabling legislation.
13. Total of Line 11 plus Line 12.
14. Additional funds committed for specific identified jobs under study by active U.G. communities as of report year-ending.*
15. The total sum for specific aggressive communities that have expended and committed funds that exceed their report year allocation.
16. The total sum for specific communities that have not expended or committed funds equal to their report year allocation.
17. Expenditures to Case 9365 (transmission dollars which are included in Line 8 above).*

* Items 14 and 17 no longer used as of 12/31/2008.



**TOTAL SUMMARY
 SAN DIEGO GAS & ELECTRIC
 REPORT ON CONVERSION OF OVERHEAD TO UNDERGROUND
 ELECTRIC DISTRIBUTION FACILITIES
 YEAR 2009**

<u>Rule</u>	<u>Location</u>	<u>Distribution of Costs</u>
20A	City of Del Mar	\$888,809
	City of Encinitas	\$1,683,567
	City of San Diego	\$6,950,905
	County of San Diego	\$4,692,325
	City of San Juan Capistrano	\$1,059,236
	City of Santee	\$5,227,829
	20A TOTALS:	\$20,502,671
	Adjustments to previously reported jobs	\$798,788
20A GRAND TOTALS:		\$21,301,459



**TOTAL SUMMARY
SAN DIEGO GAS & ELECTRIC
REPORT ON CONVERSION OF OVERHEAD TO UNDERGROUND
ELECTRIC DISTRIBUTION FACILITIES
YEAR 2009**

DISTRIBUTION OF COSTS

<u>Rule</u>	<u>Location</u>	<u>Total</u>	<u>Other</u>	<u>Utility</u>
20B	City of Carlsbad	\$274,184	\$119,827	\$154,357
	City of Del Mar	\$454,030	\$182,535	\$271,495
	City of Encinitas	\$347,427	\$156,464	\$190,963
	City of Escondido	\$103,256	\$12,643	\$90,613
	City of Poway	\$63,442	\$4,188	\$59,254
	City of Solana Beach	\$1,456,881	\$780,010	\$676,871
	City of San Marcos	\$2,498,071	\$1,461,813	\$1,036,258
20B TOTALS:		\$5,197,291	\$2,717,480	\$2,479,811
20C	City of Carlsbad	\$44,623	\$28,833	\$15,790
	City of Coronado	\$29,818	\$21,531	\$8,287
	City of Del Mar	\$156,444	\$94,919	\$61,525
	City of El Cajon	\$13,337	\$14,163	-\$826
	City of Encinitas	\$118,173	\$98,439	\$19,734
	City of Escondido	\$395,428	\$333,954	\$61,474
	City of La Mesa	\$17,964	\$10,168	\$7,796
	City of Oceanside	\$157,619	\$83,138	\$74,481
	City of San Diego	\$653,035	\$398,641	\$254,394
	County of San Diego	\$484,854	\$325,698	\$159,156
	City of Santee	\$125,554	\$63,161	\$62,393
	City of Vista	\$149,854	\$101,999	\$47,855
20C TOTALS:		\$2,346,703	\$1,574,644	\$772,059



RULE 20A
SAN DIEGO GAS & ELECTRIC
REPORT ON CONVERSION OF OVERHEAD TO UNDERGROUND
ELECTRIC DISTRIBUTION FACILITIES
YEAR 2009

DISTRIBUTION OF ALLOCATION COSTS

<u>Description and Location</u>	<u>City/County</u>	<u>Total Costs</u>
CITY OF DEL MAR		
Coast Blvd 20A #445516 (Coast Blvd btwn 17th & 19th St) Work Orders 2830870, 2830872, 2830874, 2830876, 2906881, 2906882 Trench Footage: 2,800 No. of Services: 25 Poles Removed: 9	\$888,809	\$888,809
CITY OF ENCINITAS		
San Elijo Ave 20A #542173 (Santa Fe Dr to Montgomery) Work Orders 2850220, 2850221, 2850222, 2850223, 2850224, 2927400 Trench Footage: 9,075 No. of Services: 18 Poles Removed: 20	\$1,683,567	\$1,683,567
CITY OF SAN DIEGO		
Calle Primera 20A #330890 (Via Tecero & Willow Rd) Work Orders 2773390, 2850540, 2850541, 2850542, 2850543, 2913740, 2913741 Trench Footage: 4,682 No. of Services: 20 Poles Removed: 40	\$1,282,091	
Greenbrier Ave 20A #633308 (Waring Rd to north end of Greenbrier) Work Orders 2862110, 2862111, 2862112, 2862113, 2862114, 2914870 Trench Footage: 1,480 No. of Services: 10 Poles Removed: 5	\$485,394	
La Jolla Mesa Dr 20A #633334 (La Jolla Scenic Dr S. to Muirlands Dr, LJ) Work Orders 2862150, 2862151, 2862152, 2862153, 2862154 Trench Footage: 4,397 No. of Services: 25 Poles Removed: 22	\$1,900,704	
Soledad Mountain Rd 20A #743646 (Palm Canyon & Palomino Circle, LJ) Work Orders 2894000, 2894001, 2894002, 2894003, 2894004, 2894005 Trench Footage: 12,045 No. of Services: 128 Poles Removed: 57	\$3,282,716	\$6,950,905



RULE 20A
SAN DIEGO GAS & ELECTRIC
REPORT ON CONVERSION OF OVERHEAD TO UNDERGROUND
ELECTRIC DISTRIBUTION FACILITIES
YEAR 2009

DISTRIBUTION OF ALLOCATION COSTS

<u>Description and Location</u>	<u>City/County</u>	<u>Total Costs</u>
COUNTY OF SAN DIEGO		
Parkside 20A #047550 (Btwn Channel Rd & River St, LK) Work Orders 2834880, 2834881, 2834882, 2834883, 2834884 Trench Footage: 2,673 No. of Services: 15 Poles Removed: 18	\$396,850	
Julian 20A #447105 (Main St btwn A and C St, JU) Work Orders 2882610, 2882611, 2882612, 2882614, 2903790 Trench Footage: 7,423 No. of Services: 52 Poles Removed: 32	\$4,295,475	\$4,692,325
CITY OF SAN JUAN CAPISTRANO		
SJ Del Obispo 20A #644164 (Del Obispo, 230' s/o CL Aspero to 400' n/o CL Aspero) Work Orders 2875770, 2875771, 2875772, 2875775, 2927510 Trench Footage: 920 No. of Services: 0 Poles Removed: 5	\$1,059,236	\$1,059,236
CITY OF SANTEE		
Mast Blvd 20A #438483 (Btwn Carlton Hills Blvd & Cuyamaca St) Work Orders 2821750, 2821751, 2821752, 2821755 Trench Footage: 10,709 No. of Services: 61 Poles Removed: 55	\$5,227,829	\$5,227,829
20A TOTAL:		\$20,502,671



RULE 20B
SAN DIEGO GAS & ELECTRIC
REPORT ON CONVERSION OF OVERHEAD TO UNDERGROUND
ELECTRIC DISTRIBUTION FACILITIES
YEAR 2009

Distribution of Allocation Costs

<u>Description and Location</u>	<u>Total</u>	<u>Other</u>	<u>Utility</u>
CITY OF CARLSBAD			
Palomar Airport Terminal Area Palomar Airport Rd, CB Work Orders 2885250, 2885251	\$274,184	\$119,827	\$154,357
CITY OF DEL MAR			
Ocean View/Pines 20B Assessment Dist. Cordero Rd to Torrey Pines Terrace, DM Work Orders 2917490, 2797410, 2797411	\$454,030	\$182,535	\$271,495
CITY OF ENCINITAS			
The Lofts @ Moonlight Conversion 1st St btwn 2nd St & Hwy 101, EN Work Orders 2879540, 2879541	\$347,427	\$156,464	\$190,963
CITY OF ESCONDIDO			
Vista Lucia Idaho Av, ES Work Orders 2850710, 2850711	\$103,256	\$12,643	\$90,613
CITY OF POWAY			
The Meadows Metate Lane, PW Work Orders 2893950, 2893951	\$63,442	\$4,188	\$59,254
CITY OF SAN DIEGO			
Ocean View Hills Pkwy Phz 5 Ocean View Hills Py & Otay Mesa Rd, SD Work Orders 2754730, 2754731, 2862600	\$234,734	\$78,600	\$156,134
La Jolla Mesa Vista 20B Conv Candlelight Dr, Lamplight, Moonlight Ln, LJ Work Orders 2820980, 2820981, 2820982	\$1,222,147	\$701,410	\$520,737
	\$1,456,881	\$780,010	\$676,871



RULE 20B
 SAN DIEGO GAS & ELECTRIC
 REPORT ON CONVERSION OF OVERHEAD TO UNDERGROUND
 ELECTRIC DISTRIBUTION FACILITIES
 YEAR 2009

<u>Description and Location</u>	<u>Distribution of Allocation Costs</u>		
	<u>Total</u>	<u>Other</u>	<u>Utility</u>
CITY OF SAN MARCOS			
Barham Dr 20B Barham Dr, Woodland to Opper, SM Work Orders 2908050, 2908051, 2859450, 2859452	\$2,327,336	\$1,436,946	\$890,390
Mission Point Cvs Ctr Mission Rd @ Las Posas Rd, SM Work Orders 2918230, 2918231	\$170,735	\$24,867	\$145,868
	\$2,498,071	\$1,461,813	\$1,036,258
20B TOTALS:	\$5,197,291	\$2,717,480	\$2,479,811



RULE 20C
SAN DIEGO GAS & ELECTRIC
REPORT ON CONVERSION OF OVERHEAD TO UNDERGROUND
ELECTRIC DISTRIBUTION FACILITIES
YEAR 2009

Distribution of Allocation Costs

<u>Description and Location</u>	<u>Total</u>	<u>Other</u>	<u>Utility</u>
CITY OF CARLSBAD			
Crescent Del Sol Estates 234 Date Ave, CB Work Orders 2857270, 2857272	\$44,623	\$28,833	\$15,790
CITY OF CORONADO			
Pinsonneault 20C Conv 1st St btwn F & G Avenues, CO Work Order 2892110, 2892111	\$16,450	\$9,580	\$6,870
Lorton Mitchell Bay Front 715 1st Street, CO Work Order 2917170, 2917171	\$13,368	\$11,951	\$1,417
	\$29,818	\$21,531	\$8,287
CITY OF DEL MAR			
Wilkinson, Philip 131 25th St, DM Work Orders 2887870, 2887871	\$17,304	\$9,005	\$8,299
Richardson, William 2410 Ocean Front, DM Work Orders 2912470, 2912471	\$139,140	\$85,914	\$53,226
	\$156,444	\$94,919	\$61,525
CITY OF EL CAJON			
Extra Space Storage - El Cajon 1539 E. Main St, EC Work Orders 2918460, 2918461	\$13,337	\$14,163	-\$826
CITY OF ENCINITAS			
Rainbow Ridge/Seascape Estates Rainbow Ridge Ln, EN Work Orders 2867160, 2867161	\$22,075	\$14,159	\$7,916
Petersen, Harry 1060 Urania Av, EN Work Orders 2884980, 2916240	\$8,911	\$3,270	\$5,641
Gardena Road Conversion Gardena Rd n/o Santa Fe & s/o Melba, EN Work Orders 2899190, 2899191	\$28,112	\$46,369	-\$18,257



RULE 20C
SAN DIEGO GAS & ELECTRIC
REPORT ON CONVERSION OF OVERHEAD TO UNDERGROUND
ELECTRIC DISTRIBUTION FACILITIES
YEAR 2009

Distribution of Allocation Costs

<u>Description and Location</u>	<u>Total</u>	<u>Other</u>	<u>Utility</u>
Lozito, Johnny 763 N. Vulcan Av, EN Work Orders 2914310, 2914311	\$15,395	\$3,429	\$11,966
Stickney, Jennifer 1825 Montgomery Av, CD Work Orders 2915750, 2915751	\$43,680	\$31,212	\$12,468
	\$118,173	\$98,439	\$19,734
CITY OF ESCONDIDO			
Escondido City Square 1285 Centre City Pkwy & 3rd St, ES Work Orders 2852700, 2852701	\$346,580	\$300,968	\$45,612
Escondido Fire Station #1 310 N. Quince St, ES Work Orders 2882560, 2882561	\$48,848	\$32,986	\$15,862
	\$395,428	\$333,954	\$61,474
CITY OF LA MESA			
French, Scott 4839 La Perla Wy, LM Work Orders 2885320, 2885321	\$17,964	\$10,168	\$7,796
CITY OF OCEANSIDE			
Holiday Inn & Suites - Oceanside 1401 Carmelo Dr, OC Work Orders 2863420, 2863421	\$114,192	\$53,190	\$61,002
Mission Douglas Center Mission Ave & Douglas Dr, OC Work Orders 2881370, 2881371	\$43,427	\$29,948	\$13,479
	\$157,619	\$83,138	\$74,481
CITY OF SAN DIEGO			
Hoa Tran 4444 El Cajon Bl, SD Work Orders 2836502, 2836503	\$79,472	\$40,957	\$38,515
Strada Randolph 1361 Rhoda Dr, LJ Work Orders 2844560, 2844561	\$13,605	\$5,493	\$8,112



RULE 20C
SAN DIEGO GAS & ELECTRIC
REPORT ON CONVERSION OF OVERHEAD TO UNDERGROUND
ELECTRIC DISTRIBUTION FACILITIES
YEAR 2009

Distribution of Allocation Costs

<u>Description and Location</u>	<u>Total</u>	<u>Other</u>	<u>Utility</u>
Scripps Mercy Parking Structure			
4100 5th Av, SD Work Orders 2870660, 2870661	\$304,531	\$190,106	\$114,425
Parkview Apartments			
3540 Aero Ct, SD Work Orders 2884920, 2884922	\$69,512	\$41,283	\$28,229
Los Vientos Apts (07)			
1668 National Av. SD Work Orders 2908891, 2908892	\$77,260	\$50,311	\$26,949
Dawson Seniors			
Dawson & 52nd St, s/o El Cajon Bl, SD Work Orders 2913070, 2913071	\$108,655	\$70,491	\$38,164
	\$653,035	\$398,641	\$254,394
COUNTY OF SAN DIEGO			
Sticklen Prop Conv			
6923 La Vie Plateada, RS Work Orders 2738610, 2738611	\$85,825	\$57,151	\$28,674
McReynolds, Mike			
Winterwarm Dr, FB Work Orders 2822260, 2822261	\$51,864	\$38,070	\$13,794
Grust Residence			
16810 El Cm Real, RS Work Orders 2883360, 2883361	\$28,028	\$20,777	\$7,251
Fitzpatrick Residence			
16010 Via Del Alba, RS Work Orders 2888300, 2888301	\$7,874	\$3,905	\$3,969
Slaughter, Rick			
23388 Bell Blf, AP Work Orders 2898380, 2898381	\$67,254	\$49,983	\$17,271
Oldfield Residence			
16640 El Cm Real, RS Work Orders 2897490, 2897491	\$46,373	\$31,014	\$15,359



RULE 20C
SAN DIEGO GAS & ELECTRIC
REPORT ON CONVERSION OF OVERHEAD TO UNDERGROUND
ELECTRIC DISTRIBUTION FACILITIES
YEAR 2009

Distribution of Allocation Costs

<u>Description and Location</u>	<u>Total</u>	<u>Other</u>	<u>Utility</u>
Olive St Self Storage			
Olive St w/o Pine St, RA Work Orders 2898750, 2898751	\$119,630	\$75,430	\$44,200
Gagnard Residence			
16221 Via Del Alba, RS Work Orders 2908600, 2908601	\$36,080	\$28,374	\$7,706
Ninteman Residence			
5851 Via De Cumbre, RS Work Orders 2913640, 2913641	\$41,926	\$20,994	\$20,932
	\$484,854	\$325,698	\$159,156
CITY OF SANTEE			
Sky Business Park			
8779 Cottonwood Av, ST Work Orders 2912610, 2912611	\$45,935	\$20,445	\$25,490
Sonic Burger			
10515 Msn Gorge Rd, ST Work Orders 2910170, 2910171	\$79,619	\$42,716	\$36,903
	\$125,554	\$63,161	\$62,393
CITY OF VISTA			
24-Hour Fitness Center			
324 Sycamore Av, VS Work Orders 2884060, 2884061	\$67,521	\$45,172	\$22,349
Tri City Family Clinic			
134 Grapevine Rd, VS Work Orders 2891900, 2891901	\$82,333	\$56,827	\$25,506
	\$149,854	\$101,999	\$47,855
TOTALS: 20C	\$2,346,703	\$1,574,644	\$772,059



Clay Faber
Director – Regulatory Affairs
8330 Century Park Court
San Diego, CA 92123-1548

Tel: 858-654-3563
Fax: 858.654.1788
cfaber@SemptraUtilities.com

March 31, 2011

PUG 100
C.8209

Mr. Paul Clanon, Executive Director
California Public Utilities Commission
505 Van Ness Avenue
San Francisco, CA 94102

SUBJECT: SDG&E's 2010 REPORT OF RULE 20 CONVERSIONS

Dear Mr. Clanon:

In accordance with Ordering Paragraph (OP) 7 of Decision 73078 in Case 8209, and OP 4 of Decision 01-12-009, San Diego Gas & Electric Company is submitting a full report on its overhead to underground conversion work completed during the year 2010, including a list and description of each project. You will find the report broken into categories of Rule 20A, 20B, and 20C.

The overall status of our 20A conversion program in our service territory as of December 31, 2010, and a list of definitions, in accordance with the format requested by the California Public Utilities Commission is contained in the attached report.

If you have any questions regarding this report, please contact Megan Caulson at (858) 654-1748.

Sincerely,

Clay Faber
Director — Regulatory Affairs

cc: D. Lee, CPUC
N. Kohls, SDG&E
Pacific Gas & Electric
Southern California Edison
AT&T
SDG&E Central Files



REPORT OF RULE 20A CONVERSIONS

UTILITY: **SAN DIEGO GAS & ELECTRIC**

YEAR ENDING: **2010**

ALLOCATIONS FOR CONVERSIONS

1. Total allocations (1968 - 2009)		\$624,897,990
2. Report year's allocation (2010)	\$24,037,302	
3. Total allocations through report year (1968 - 2010) (1+2)		\$648,935,292

EXPENDITURES FOR CONVERSIONS

4. Total expended for completed conversions (1968-2009) (from 2009 report)	\$577,782,949	
5. Total report year expended for completed conversions (2010)	\$34,948,220	
6. Total expended for completed conversions through report year (1968-2009) (4+5)		\$612,731,169
7. Total expended on conversions not completed by report year-end (2010)	\$29,586,478	
8. Total expended (6+7)		\$642,317,647

TOTAL UNEXPENDED FUNDS (3-8)

9. If expenditures are greater than allocations		\$0
10. If allocations are greater than expenditures (One of the above (9 or 10) will always be -0-)		\$6,617,645

FUNDS COMMITTED

11. Total funds authorized to complete partially completed jobs shown on Line 7	\$12,439,330	
12. Funds for jobs not under construction where U.G. districts have been formed under enabling legislation	\$92,911,294	
13. Total Committed (11+12)		\$105,350,624

ADDITIONAL FUNDS COMMITTED

14. Funds required for identified projects under study by active U.G. Communities as of report year. *	* No longer used as of 12/31/2008	
--	--------------------------------------	--

MEMO INFORMATION

15. Advance for specific communities beyond current allocations		-\$5,579,576
16. Reserve funds held for specific communities for which no specific current projects are under study as of report year-end.		-\$98,732,979
17. Expenditures to Case 9365 (Transmission dollars which are included in the total cost above in Line 8) *	* No longer used as of 12/31/2008	

RULE 20A DEFINITIONS

1. Total Rule 20A funds committed by the Utility. This amount is equal to the Company's total allocation from the year of inception to prior report year.
2. This amount is the Company total for the report year Rule 20A allocation.
3. Total of Line 1 plus Line 2 which is the base for this year's report.
4. Total expended for completed conversion jobs from inception through prior report year.
5. Total expended for completed conversion jobs for the report year.
6. Total of Line 4 plus Line 5.
7. Total expended for conversion jobs not yet completed through report year.
8. Total of Line 6 plus Line 7.
9. Expenditures that are greater than allocations:
Line 8 minus Line 3 = overexpended funds.
10. Expenditures that are less than allocations:
Line 3 minus Line 8 = unexpended funds.
11. Total funds authorized to complete the conversion jobs reported in Item Line 7.
12. Funds committed for conversion jobs where the Underground District has been established under enabling legislation.
13. Total of Line 11 plus Line 12.
14. Additional funds committed for specific identified jobs under study by active U.G. communities as of report year-ending.*
15. The total sum for specific aggressive communities that have expended and committed funds that exceed their report year allocation.
16. The total sum for specific communities that have not expended or committed funds equal to their report year allocation.
17. Expenditures to Case 9365 (transmission dollars which are included in Line 8 above).*

* Items 14 and 17 no longer used as of 12/31/2008.



**TOTAL SUMMARY
 SAN DIEGO GAS & ELECTRIC
 REPORT ON CONVERSION OF OVERHEAD TO UNDERGROUND
 ELECTRIC DISTRIBUTION FACILITIES
 YEAR 2010**

<u>Rule</u>	<u>Location</u>	<u>Distribution of Costs</u>
20A	City of Chula Vista	\$9,330,483
	City of El Cajon	\$5,164,010
	City of La Mesa	\$4,172,276
	City of San Clemente	\$2,489,909
	City of San Diego	\$1,565,048
	County of San Diego	\$601,260
	City of San Juan Capistrano	\$407,723
	City of Vista	\$11,357,638
	20A TOTALS:	\$35,088,347
	Adjustments to previously reported jobs	(\$140,127)
	20A GRAND TOTALS:	\$34,948,220



**TOTAL SUMMARY
SAN DIEGO GAS & ELECTRIC
REPORT ON CONVERSION OF OVERHEAD TO UNDERGROUND
ELECTRIC DISTRIBUTION FACILITIES
YEAR 2010**

DISTRIBUTION OF COSTS

<u>Rule</u>	<u>Location</u>	<u>Total</u>	<u>Other</u>	<u>Utility</u>
20B	City of Chula Vista			
	City of Encinitas	\$79,364	\$28,351	\$51,013
	City of Escondido	\$942,725	\$567,637	\$375,088
	City of National City	\$821,780	\$270,338	\$551,442
	City of Oceanside	\$419,127	\$224,551	\$194,576
	City of Solana Beach	\$664,510	\$404,576	\$259,934
	County of San Diego	\$146,210	\$76,247	\$69,963
	City of San Marcos	\$46,250	\$17,937	\$28,313
	City of Santee	\$465,170	\$210,253	\$254,917
	City of Vista	\$65,856	\$6,421	\$59,435
	20B TOTALS:	\$3,650,992	\$1,806,311	\$1,844,681
20C				
	City of Coronado	\$11,343	\$7,251	\$4,092
	City of Encinitas	\$70,999	\$52,814	\$18,185
	City of Escondido	\$221,966	\$99,658	\$122,308
	City of Lemon Grove	\$100,791	\$44,444	\$56,347
	City of Poway	\$29,896	\$21,109	\$8,787
	City of San Diego	\$384,693	\$228,674	\$156,019
	County of San Diego	\$458,493	\$260,623	\$197,870
	City of San Juan Capistrano	\$60,744	\$35,201	\$25,543
	City of Santee	\$153,794	\$85,803	\$67,991
	City of Vista	\$84,210	\$50,373	\$33,837
	20C TOTALS:	\$1,576,929	\$885,950	\$690,979



**RULE 20A
SAN DIEGO GAS & ELECTRIC
REPORT ON CONVERSION OF OVERHEAD TO UNDERGROUND
ELECTRIC DISTRIBUTION FACILITIES
YEAR 2010**

DISTRIBUTION OF ALLOCATION COSTS

<u>Description and Location</u>	<u>City/County</u>	<u>Total Costs</u>
CITY OF CHULA VISTA		
L Street 20A #832981 (Monserate to Nacion) Work Orders 2770040, 2770041, 2770042, 2770043, 2869480 Trench Footage: 10,397 No. of Services: 70 Poles Removed: 37	\$3,391,369	
4th Avenue 20A #832984 (L St to Orange Ave) Work Orders 2761540, 2761541, 2761542, 2761544, 2865750 Trench Footage: 12,966 No. of Services: 62 Poles Removed: 49	\$5,939,114	\$9,330,483
CITY OF EL CAJON		
E. Main Street 20A Ph 1 #343057 (E. Main btwn Naranja Av & Lavala Ln) Work Orders 2793000, 2793001, 2793002, 2793003, 2880420, 2943210 Trench Footage: 9,663 No. of Services: 58 Poles Removed: 41	\$5,164,010	\$5,164,010
CITY OF LA MESA		
Parkway Dr 20A Ph 1 #540987 (Btwn Jackson Dr to Amarillo) Work Orders 2848650, 2848651, 2848652, 2848653, 2848654 Trench Footage: 3,117 No. of Services: 8 Poles Removed: 10	\$1,845,632	
Parkway Dr 20A Ph 2 #736175 (Marengo to Jackson) Work Orders 2885880, 2885881, 2885882, 2885884 Trench Footage: 3,408 No. of Services: 0 Poles Removed: 11	\$1,846,243	
Orien Ave 20A #740668 (Orien Av e/o Phoenix Dr) Work Orders 2890900, 2890901, 2890902, 2890903, 2890904 Trench Footage: 2,519 No. of Services: 12 Poles Removed: 7	\$480,401	\$4,172,276



**RULE 20A
SAN DIEGO GAS & ELECTRIC
REPORT ON CONVERSION OF OVERHEAD TO UNDERGROUND
ELECTRIC DISTRIBUTION FACILITIES
YEAR 2010**

DISTRIBUTION OF ALLOCATION COSTS

<u>Description and Location</u>	<u>City/County</u>	<u>Total Costs</u>
CITY OF SAN CLEMENTE		
El Camino Real 20A #946731 (El Camino Real; Palizada to Canada) Work Orders 2688430, 2688431, 2688432, 2688433 Trench Footage: 3,133 No. of Services: 3 Poles Removed: 9	\$2,489,909	\$2,489,909
CITY OF SAN DIEGO		
Waring Road/I-8 20A #633304 (Waring Rd n/o I-8 and two smaller locations) Work Orders 2862080, 2862081, 2862082, 2862083, 2862084 Trench Footage: 3,072 No. of Services: 9 Poles Removed: 21	\$1,565,048	\$1,565,048
COUNTY OF SAN DIEGO		
Jamacha Blvd 20A #105465 (Btwn Whitestone & Srping Glen) Work Orders 2407701, 2793250, 2793251, 27932503 Trench Footage: 2,609 No. of Services: 0 Poles Removed: 8	\$601,260	\$601,260
CITY OF SAN JUAN CAPISTRANO		
San Juan Del Obispo Ph2A 20A #439855 (Paseo Adelanto; Los Rios to Del Obispo St) Work Orders 2917631, 2917632, 2917633, 2917634 Trench Footage: 475 No. of Services: 0 Poles Removed: 2	\$407,723	\$407,723
CITY OF VISTA		
E. Vista Way 20A #239261 (From Escondido to Arcadia) Work Orders 2759590, 2759591, 2759592, 2759593, 2759594, 2759590, 2759591, 2759592, 2759593, 2759594, 2759595, 2759597, 2917950 Trench Footage: 16,950 No. of Services: 31 Poles Removed: 76	\$11,357,638	\$11,357,638
20A TOTAL:		\$35,088,347



**RULE 20B
SAN DIEGO GAS & ELECTRIC
REPORT ON CONVERSION OF OVERHEAD TO UNDERGROUND
ELECTRIC DISTRIBUTION FACILITIES
YEAR 2010**

Distribution of Allocation Costs

<u>Description and Location</u>	<u>Total</u>	<u>Other</u>	<u>Utility</u>
CITY OF ENCINITAS			
Arroyo Drive Conversion 352 Arroyo Dr Work Orders 2869630, 2869631	\$79,364	\$28,351	\$51,013
CITY OF ESCONDIDO			
Bear Valley Parkway 20B Btwn Citrus to Washington Work Orders 2859580, 2859581, 2903400, 29034001	\$942,725	\$567,637	\$375,088
CITY OF NATIONAL CITY			
Bay Marina Dr Widening - 20B Btwn Harrison Ave and I-5 Work Orders 2882730, 2882731	\$821,780	\$270,338	\$551,442
CITY OF OCEANSIDE			
N River Village 20B North N. River Rd n/o College Work Orders 2880850, 2880851	\$419,127	\$224,551	\$194,576
CITY OF SOLANA BEACH			
Villa Del Mar 20B Assessment District Marsolan Ave n/o Cofair Ave to Cedros Ave Work Orders 2834330, 2834331	\$664,510	\$404,576	\$259,934
COUNTY OF SAN DIEGO			
Hidden Grove Estates Janos Hill Dr, BS Work Orders 2786340, 2786341	\$82,731	\$57,437	\$25,294
Pala Casino Sewer Plant Henderson Rd, PA Work Orders 2898070, 2898071	\$63,479	\$18,810	\$44,669
	\$146,210	\$76,247	\$69,963



**RULE 20B
SAN DIEGO GAS & ELECTRIC
REPORT ON CONVERSION OF OVERHEAD TO UNDERGROUND
ELECTRIC DISTRIBUTION FACILITIES
YEAR 2010**

<u>Description and Location</u>	Distribution of Allocation Costs		
	<u>Total</u>	<u>Other</u>	<u>Utility</u>
CITY OF SAN MARCOS			
Badger Lot Split			
W/S Sycamore n/o Cox Rd			
Work Orders 2892380, 2892381	\$46,250	\$17,937	\$28,313
CITY OF SANTEE			
Towncenter Community Park			
Mesa Ave			
Work Orders 2878080, 2878081	\$465,170	\$210,253	\$254,917
Hayden Ranch Estates			
Taylor St			
Work Orders 2885830, 2885831	\$65,856	\$6,421	\$59,435
	\$531,026	\$216,674	\$314,352
20B TOTALS:	\$3,650,992	\$1,806,311	\$1,844,681



**RULE 20C
SAN DIEGO GAS & ELECTRIC
REPORT ON CONVERSION OF OVERHEAD TO UNDERGROUND
ELECTRIC DISTRIBUTION FACILITIES
YEAR 2010**

Distribution of Allocation Costs

<u>Description and Location</u>	<u>Total</u>	<u>Other</u>	<u>Utility</u>
CITY OF CORONADO			
Plumb Subdivision			
10th Street w/o Glorietta Blvd Work Orders 2924610, 2924611	\$11,343	\$7,251	\$4,092
CITY OF ENCINITAS			
Lloyd Pole Relocation - P29394J			
1463 Summit Ave Work Orders 2913490, 2895480	\$36,677	\$27,656	\$9,021
125 Mozart TM/CDP/DR			
Mozart Drive Work Orders 2912712, 2912713	\$34,322	\$25,158	\$9,164
	\$70,999	\$52,814	\$18,185
CITY OF ESCONDIDO			
Lowes Driveway Improvement			
Lenser Way/DanWay/Mission Ave Work Orders 2921381, 2921382	\$221,966	\$99,658	\$122,308
CITY OF LEMON GROVE			
Lemon Grove Health Assoc			
8351 Broadway Work Orders 2932800, 2932801	\$100,791	\$44,444	\$56,347
CITY OF POWAY			
York Avenue			
York Ave Work Orders 2894500, 2894501	\$29,896	\$21,109	\$8,787
CITY OF SAN DIEGO			
Scripps Mercy Emergency Expansion			
4077 5th Ave Work Orders 2870030, 2870031	\$102,065	\$52,480	\$49,585
CP Kelco - Sound Attenuation Wall			
Belt St e/o Sampson St Work Orders 2882250, 2882251	\$77,209	\$58,728	\$18,481
Yacht Club			
2702 Qualtrough St Work Orders 2910880, 2910881	\$64,148	\$36,589	\$27,559



**RULE 20C
SAN DIEGO GAS & ELECTRIC
REPORT ON CONVERSION OF OVERHEAD TO UNDERGROUND
ELECTRIC DISTRIBUTION FACILITIES
YEAR 2010**

Distribution of Allocation Costs

<u>Description and Location</u>	<u>Total</u>	<u>Other</u>	<u>Utility</u>
Devoe, Dan 106 Barcelona Dr Work Orders 2924800, 2924801	\$32,703	\$29,941	\$2,762
55th & Hardy East side of 55th St n/o Lindo Paseo Work Orders 2926190, 2926191	\$108,568	\$50,936	\$57,632
	\$384,693	\$228,674	\$156,019
COUNTY OF SAN DIEGO			
Charton Residence 5890 San Elijo Av, RS Work Orders 2935950, 2935951	\$32,754	\$21,824	\$10,930
Turley, Ty 17839 Cm Del Sabio, RA Work Orders 2891790, 2906960	\$14,903	\$10,765	\$4,138
Pauma Fire Dept Pauma Reservation Rd, PV Work Orders 2894130, 2894131	\$11,320	\$9,121	\$2,199
Silver Sage Apts Woodside Av @ Marilla Dr, LK Work Orders 2924131, 2924132	\$324,576	\$165,773	\$158,803
Byrne Residence 14502 Fruitvale Rd, VC Work Orders 2924300, 2924301	\$40,929	\$27,614	\$13,315
Reily Residence 16655 Rambla Flores, RS Work Orders 2930630, 2930631	\$34,011	\$25,526	\$8,485
	\$458,493	\$260,623	\$197,870
CITY OF SAN JUAN CAPISTRANO			
King, Robert 29422 Spotted Bull Wy Work Orders 2916140, 2916141	\$60,744	\$35,201	\$25,543
CITY OF SANTEE			
Santee Affordable Apts Fanita Dr s/o De Mott Ln Work Orders 2928300, 2928302	\$153,794	\$85,803	\$67,991



**RULE 20C
 SAN DIEGO GAS & ELECTRIC
 REPORT ON CONVERSION OF OVERHEAD TO UNDERGROUND
 ELECTRIC DISTRIBUTION FACILITIES
 YEAR 2010**

<u>Description and Location</u>	Distribution of Allocation Costs		
	<u>Total</u>	<u>Other</u>	<u>Utility</u>
CITY OF VISTA			
Vista Civic Center			
200 Civic Ctr Dr			
Work Orders 2909610, 2909611	\$84,210	\$50,373	\$33,837
TOTALS: 20C	\$1,576,929	\$885,950	\$690,979



Clay Faber
Director – Regulatory Affairs
8330 Century Park Court
San Diego, CA 92123-1548

Tel: 858-654-3563
Fax: 858.654.1788
cfaber@SemptraUtilities.com

March 30, 2012

PUG 100
C.8209

Mr. Paul Clanon, Executive Director
California Public Utilities Commission
505 Van Ness Avenue
San Francisco, CA 94102

SUBJECT: SDG&E's 2011 REPORT OF RULE 20 CONVERSIONS

Dear Mr. Clanon:

In accordance with Ordering Paragraph (OP) 7 of Decision 73078 in Case 8209, and OP 4 of Decision 01-12-009, San Diego Gas & Electric Company is submitting a full report on its overhead to underground conversion work completed during the year 2011, including a list and description of each project. You will find the report broken into categories of Rule 20A, 20B, and 20C.

The overall status of our 20A conversion program in our service territory as of December 31, 2011, and a list of definitions, in accordance with the format requested by the California Public Utilities Commission is contained in the attached report.

If you have any questions regarding this report, please contact Megan Caulson at (858) 654-1748.

Sincerely,

Clay Faber
Director — Regulatory Affairs

cc: D. Lee, CPUC
A. Marcher, SDG&E
Pacific Gas & Electric
Southern California Edison
AT&T
SDG&E Central Files



REPORT OF RULE 20A CONVERSIONS
UTILITY: SAN DIEGO GAS & ELECTRIC

YEAR ENDING: **2011**

ALLOCATIONS FOR CONVERSIONS

1. Total allocations (1968 - 2010)		\$648,935,292
2. Report year's allocation (2011)	\$23,677,354	
3. Total allocations through report year (1968 - 2011) (1+2)		\$672,612,646

EXPENDITURES FOR CONVERSIONS

4. Total expended for completed conversions (1968-2010) (from 2010 report)	\$612,731,169	
5. Total report year expended for completed conversions (2011)	\$13,843,511	
6. Total expended for completed conversions through report year (1968-2011) (4+5)		\$626,574,680
7. Total expended on conversions not completed by report year-end (2011)	\$34,410,697	
8. Total expended (6+7)		\$660,985,377

TOTAL UNEXPENDED FUNDS (3-8)

9. If expenditures are greater than allocations		\$0
10. If allocations are greater than expenditures (One of the above (9 or 10) will always be -0-)		\$11,627,269

FUNDS COMMITTED

11. Total funds authorized to complete partially completed jobs shown on Line 7	\$18,134,625	
12. Funds for jobs not under construction where U.G. districts have been formed under enabling legislation	\$90,623,518	
13. Total Committed (11+12)		\$108,758,143

ADDITIONAL FUNDS COMMITTED

14. Funds required for identified projects under study by active U.G. Communities as of report year. *	* No longer used as of 12/31/2008	
--	-----------------------------------	--

MEMO INFORMATION

15. Advance for specific communities beyond current allocations		-\$11,026,789
16. Reserve funds held for specific communities for which no specific current projects are under study as of report year-end.		-\$97,130,874
17. Expenditures to Case 9365 (Transmission dollars which are included in the total cost above in Line 8) *	* No longer used as of 12/31/2008	

RULE 20A DEFINITIONS

1. Total Rule 20A funds committed by the Utility. This amount is equal to the Company's total allocation from the year of inception to prior report year.
2. This amount is the Company total for the report year Rule 20A allocation.
3. Total of Line 1 plus Line 2 which is the base for this year's report.
4. Total expended for completed conversion jobs from inception through prior report year.
5. Total expended for completed conversion jobs for the report year.
6. Total of Line 4 plus Line 5.
7. Total expended for conversion jobs not yet completed through report year.
8. Total of Line 6 plus Line 7.
9. Expenditures that are greater than allocations:
Line 8 minus Line 3 = overexpended funds.
10. Expenditures that are less than allocations:
Line 3 minus Line 8 = unexpended funds.
11. Total funds authorized to complete the conversion jobs reported in Item Line 7.
12. Funds committed for conversion jobs where the Underground District has been established under enabling legislation.
13. Total of Line 11 plus Line 12.
14. Additional funds committed for specific identified jobs under study by active U.G. communities as of report year-ending.*
15. The total sum for specific aggressive communities that have expended and committed funds that exceed their report year allocation.
16. The total sum for specific communities that have not expended or committed funds equal to their report year allocation.
17. Expenditures to Case 9365 (transmission dollars which are included in Line 8 above).*

* Items 14 and 17 no longer used as of 12/31/2008.



**TOTAL SUMMARY
 SAN DIEGO GAS & ELECTRIC
 REPORT ON CONVERSION OF OVERHEAD TO UNDERGROUND
 ELECTRIC DISTRIBUTION FACILITIES
 YEAR 2011**

<u>Rule</u>	<u>Location</u>	<u>Distribution of Costs</u>
20A	City of La Mesa	\$1,551,439
	County of Orange	\$460,152
	County of San Diego	\$11,673,103
	20A TOTALS	\$13,684,694
	Adjustments to previously reported jobs	\$158,817
	20A GRAND TOTALS:	\$13,843,511

As described in SDG&E's December 7, 2011 filing, SDG&E calculated its 2012 Rule 20.A allocations in accordance with Rule 20.A.2.d. As detailed in that filing, the allocation to the City of Laguna Hills for 2012 is \$0. This city, which has no overhead meters, has an allocation balance of -\$47,265. Prior to the change in calculation method, the allocation balance for Laguna Hills was within the 5-year borrowing limit allowed under Rule 20.A. Their 2011 allocations were \$12,732. As a result of this change in the method for calculating Rule 20.A allocations, Laguna Hills has exceeded their 5 year borrowing limit, which is now \$0. As this borrowing irregularity did not result from a specific project, no filing to authorize borrowing beyond 5 years was possible.



**TOTAL SUMMARY
SAN DIEGO GAS & ELECTRIC
REPORT ON CONVERSION OF OVERHEAD TO UNDERGROUND
ELECTRIC DISTRIBUTION FACILITIES
YEAR 2011**

DISTRIBUTION OF COSTS

<u>Rule</u>	<u>Location</u>	<u>Total</u>	<u>Other</u>	<u>Utility</u>
20B	City of Carlsbad	\$236,787	\$59,701	\$177,086
	City of Poway	\$29,535	\$8,675	\$20,860
	City of San Diego	\$304,989	\$158,733	\$146,256
	County of San Diego	\$209,418	\$61,776	\$147,642
	20B TOTALS:	\$780,729	\$288,885	\$491,844
20C	City of Carlsbad	\$113,965	\$93,197	\$20,768
	City of Chula Vista	\$18,817	\$9,488	\$9,329
	City of El Cajon	\$69,306	\$45,790	\$23,516
	City of Oceanside	\$137,952	\$104,434	\$33,518
	City of San Diego	\$134,441	\$88,418	\$46,023
	County of San Diego	\$160,093	\$137,613	\$22,480
	City of Vista	\$93,772	\$63,562	\$30,210
	20C TOTALS:	\$728,346	\$542,502	\$185,844



**RULE 20A
SAN DIEGO GAS & ELECTRIC
REPORT ON CONVERSION OF OVERHEAD TO UNDERGROUND
ELECTRIC DISTRIBUTION FACILITIES
YEAR 2011**

DISTRIBUTION OF ALLOCATION COSTS

<u>Description and Location</u>	<u>City/County</u>	<u>Total Costs</u>
CITY OF LA MESA		
Waite Dr 20A #746201 (Waite Dr e/o Massachusetts) Work Orders 2896830, 2896831, 2896832, 2896833, 2896834, 2907381, Trench Footage: 5,764 No. of Services: 43 Poles Removed: 20	\$1,551,439	\$1,551,439
COUNTY OF ORANGE		
Ortega Highway 20A #734500 (Ortega Hwy/City of San Juan Clemente boundary to Rancho Mission Viejo Headquarters entrance, San Juan Capistrano) Work Orders: 2884090, 2884091, 2884092, 2884093 Trench Footage: 1,765 No. of Services: 0 Poles Removed: 12	\$460,152	\$460,152
COUNTY OF SAN DIEGO		
Valley Center Rd 20A Phases 1 & 2 #303090 and #863849 (Btwn Woods Valley Rd and Cole Grade Rd, Valley Center) Work Orders: 2486721, 2727300, 2727301, 2727302, 2727303, 2825511, 2825512, 2825513, 2825514, 2825515, 2825516, 2825517, 28255118, 2872320, 2872321, 2921050, 2921051 Trench Footage: 24,570 No. of Services: 30 Poles Removed: 89	\$8,161,791	
Bonita Rd 20A #735936 (Btwn Bonita Christian Center to Central Ave, Bonita) Work Orders: 2885660, 2885661, 2885662, 2885663, 2885664 Trench Footage: 2,325 No. of Services: 6 Poles Removed: 16	\$1,413,582	
Olive Vista Dr 20A #737749 (Jefferson Rd to Oak Grove Middle School driveway, Jamul) Work Orders: 2887960, 2887961, 2887962, 2887963, 2887964, 2887965, 2887966 Trench Footage: 5,420 No. of Services: 24 Poles Removed: 24	\$2,097,730	\$11,673,103

20A TOTAL:	\$13,684,694
-------------------	---------------------



**RULE 20B
SAN DIEGO GAS & ELECTRIC
REPORT ON CONVERSION OF OVERHEAD TO UNDERGROUND
ELECTRIC DISTRIBUTION FACILITIES
YEAR 2011**

<u>Description and Location</u>	Distribution of Allocation Costs		
	<u>Total</u>	<u>Other</u>	<u>Utility</u>
CITY OF CARLSBAD			
Carlsbad Hilton			
Ponto @ Carlsbad Blvd			
Work Orders 2927351, 2927352	\$236,787	\$59,701	\$177,086
CITY OF POWAY			
Brighton Place Affordable Housing			
NE corner of Edgemoor St & Brighton Way			
Work Orders 2938460, 2938461	\$29,535	\$8,675	\$20,860
CITY OF SAN DIEGO			
County Operations Center			
Overland Av n/o Farnham St			
Work Orders 2908301, 2908303	\$304,989	\$158,733	\$146,256
COUNTY OF SAN DIEGO			
FPUD, PV Install/OH Conversion			
1425 Alturas Rd, Fallbrook			
Work Orders 2941570, 2941571	\$41,417	\$19,649	\$21,768
Barona Gov. Bldg			
1095 Barona Rd, Lakeside			
Work Orders 2905152, 2905153	\$168,001	\$42,127	\$125,874
	\$209,418	\$61,776	\$147,642
20B TOTALS:	\$780,729	\$288,885	\$491,844



**RULE 20C
SAN DIEGO GAS & ELECTRIC
REPORT ON CONVERSION OF OVERHEAD TO UNDERGROUND
ELECTRIC DISTRIBUTION FACILITIES
YEAR 2011**

<u>Description and Location</u>	Distribution of Allocation Costs		
	<u>Total</u>	<u>Other</u>	<u>Utility</u>
CITY OF CARLSBAD			
Olivehain Muni Water Dist 1966 Olivenhain Dr Work Orders 2907462, 2907463	\$113,965	\$93,197	\$20,768
CITY OF CHULA VISTA			
I STREET PARCEL RECONFIGURATION 568 I Street Work Orders 2944330, 2944331	\$18,817	\$9,488	\$9,329
CITY OF EL CAJON			
Knolls Mobile Estates 12630 Royal Rd Work Orders 2933830, 2933831	\$69,306	\$45,790	\$23,516
CITY OF OCEANSIDE			
Bahama Gardens Cleveland St n/o Washington Ave Work Orders 2940130, 2940131	\$71,141	\$67,499	\$3,642
Del Mar Housing Phase 2 Dolphin Dr @ Nautilus Work Orders 2913480, 2913481	\$66,811	\$36,935	\$29,876
	\$137,952	\$104,434	\$33,518
CITY OF SAN DIEGO			
Schweitzer 20C 7520 Pepita Wy, La Jolla Work Orders 2894730, 2894731	\$98,527	\$52,231	\$46,296
Correctional Alternatives, Inc. 551 S. 35th Street, San Diego Work Orders 2924450, 2924451	\$35,914	\$36,187	-\$273
	\$134,441	\$88,418	\$46,023
COUNTY OF SAN DIEGO			
Helen Woodward Animal Center 6561 El Apajo, Rho Santa Fe Work Orders 2909420, 2909421	\$53,972	\$40,535	\$13,437
Wafer Residence 6132 El Camino Del Norte, Rho Santa Fe Work Orders 2881270, 2881271	\$94,033	\$76,354	\$17,679



**RULE 20C
SAN DIEGO GAS & ELECTRIC
REPORT ON CONVERSION OF OVERHEAD TO UNDERGROUND
ELECTRIC DISTRIBUTION FACILITIES
YEAR 2011**

<u>Description and Location</u>	Distribution of Allocation Costs		
	<u>Total</u>	<u>Other</u>	<u>Utility</u>
Lakeside Fire Station #2 12216 Lakeside Ave, Lakeside Work Orders 2929180, 2929181	\$12,088	\$20,724	-\$8,636
	\$160,093	\$137,613	\$22,480
CITY OF VISTA			
Armstrong, Mike 1429 Arcadia Ave Work Orders 2945060, 2945061	\$17,757	\$3,214	\$14,543
Amber Glen Watson Wy w/o Sycamore Work Orders 2861260, 2861261	\$76,015	\$60,348	\$15,667
	\$93,772	\$63,562	\$30,210
TOTALS: 20C	\$728,346	\$542,502	\$185,844



Clay Faber
Director – Regulatory Affairs
8330 Century Park Court
San Diego, CA 92123-1548

Tel: 858-654-3563
Fax: 858.654.1788
cfaber@SemptraUtilities.com

March 29, 2013

PUG 100
C.8209

Mr. Paul Clanon, Executive Director
California Public Utilities Commission
505 Van Ness Avenue
San Francisco, CA 94102

SUBJECT: SDG&E's 2012 REPORT OF RULE 20 CONVERSIONS

Dear Mr. Clanon:

In accordance with Ordering Paragraph (OP) 7 of Decision 73078 in Case 8209, and OP 4 of Decision 01-12-009, San Diego Gas & Electric Company is submitting a full report on its overhead to underground conversion work completed during the year 2012, including a list and description of each project. You will find the report broken into categories of Rule 20A, 20B, and 20C.

The overall status of our 20A conversion program in our service territory as of December 31, 2012, and a list of definitions, in accordance with the format requested by the California Public Utilities Commission is contained in the attached report.

If you have any questions regarding this report, please contact Megan Caulson at (858) 654-1748.

Sincerely,

Clay Faber
Director — Regulatory Affairs

cc: D. Lee, CPUC
N. Kohls, SDG&E
Pacific Gas & Electric
Southern California Edison
AT&T
SDG&E Central Files



REPORT OF RULE 20A CONVERSIONS

UTILITY: **SAN DIEGO GAS & ELECTRIC**

YEAR ENDING: **2012**

ALLOCATIONS FOR CONVERSIONS

1. Total allocations (1968 - 2011)		\$672,612,646
2. Report year's allocation (2012)	\$23,134,226	
3. Total allocations through report year (1968 - 2012) (1+2)		\$695,746,872

EXPENDITURES FOR CONVERSIONS

4. Total expended for completed conversions (1968-2011) (from 2011 report)	\$626,574,680	
5. Total report year expended for completed conversions (2012)	\$9,069,331	
6. Total expended for completed conversions through report year (1968-2012) (4+5)		\$635,644,011
7. Total expended on conversions not completed by report year-end (2012)	\$51,389,919	
8. Total expended (6+7)		\$687,033,930

TOTAL UNEXPENDED FUNDS (3-8)

9. If expenditures are greater than allocations		\$0
10. If allocations are greater than expenditures (One of the above (9 or 10) will always be -0-)		\$8,712,942

FUNDS COMMITTED

11. Total funds authorized to complete partially completed jobs shown on Line 7	\$26,256,282	
12. Funds for jobs not under construction where U.G. districts have been formed under enabling legislation	\$70,121,209	
13. Total Committed (11+12)		\$96,377,491

ADDITIONAL FUNDS COMMITTED

14. Funds required for identified projects under study by active U.G. Communities as of report year. *	* No longer used as of 12/31/2008	
--	--------------------------------------	--

MEMO INFORMATION

15. Advance for specific communities beyond current allocations		-\$8,865,401
16. Reserve funds held for specific communities for which no specific current projects are under study as of report year-end.		-\$87,664,549
17. Expenditures to Case 9365 (Transmission dollars which are included in the total cost above in Line 8) *	* No longer used as of 12/31/2008	

RULE 20A DEFINITIONS

1. Total Rule 20A funds committed by the Utility. This amount is equal to the Company's total allocation from the year of inception to prior report year.
2. This amount is the Company total for the report year Rule 20A allocation.
3. Total of Line 1 plus Line 2 which is the base for this year's report.
4. Total expended for completed conversion jobs from inception through prior report year.
5. Total expended for completed conversion jobs for the report year.
6. Total of Line 4 plus Line 5.
7. Total expended for conversion jobs not yet completed through report year.
8. Total of Line 6 plus Line 7.
9. Expenditures that are greater than allocations:
Line 8 minus Line 3 = overexpended funds.
10. Expenditures that are less than allocations:
Line 3 minus Line 8 = unexpended funds.
11. Total funds authorized to complete the conversion jobs reported in Item Line 7.
12. Funds committed for conversion jobs where the Underground District has been established under enabling legislation.
13. Total of Line 11 plus Line 12.
14. Additional funds committed for specific identified jobs under study by active U.G. communities as of report year-ending.*
15. The total sum for specific aggressive communities that have expended and committed funds that exceed their report year allocation.
16. The total sum for specific communities that have not expended or committed funds equal to their report year allocation.
17. Expenditures to Case 9365 (transmission dollars which are included in Line 8 above).*

* Items 14 and 17 no longer used as of 12/31/2008.



**TOTAL SUMMARY
 SAN DIEGO GAS & ELECTRIC
 REPORT ON CONVERSION OF OVERHEAD TO UNDERGROUND
 ELECTRIC DISTRIBUTION FACILITIES
 YEAR 2012**

<u>Rule</u>	<u>Location</u>	<u>Distribution of Costs</u>
20A	City of Del Mar	\$1,083,085
	City of Imperial Beach	\$1,885,466
	City of Laguna Niguel	\$1,413,070
	City of Oceanside	\$3,428,656
	City of San Diego	\$1,267,217
	20A TOTALS	<hr/> \$9,077,494
	Adjustments to previously reported jobs	<hr/> (\$8,163)
	20A GRAND TOTALS:	<hr/> \$9,069,331



**TOTAL SUMMARY
SAN DIEGO GAS & ELECTRIC
REPORT ON CONVERSION OF OVERHEAD TO UNDERGROUND
ELECTRIC DISTRIBUTION FACILITIES
YEAR 2012**

DISTRIBUTION OF COSTS

<u>Rule</u>	<u>Location</u>	<u>Total</u>	<u>Other</u>	<u>Utility</u>
20B	City of Carlsbad	\$86,082	\$37,216	\$48,866
	City of Encinitas	\$731,861	\$452,433	\$279,428
	City of Oceanside	\$1,144,483	\$693,495	\$450,988
	City of Poway	\$956,961	\$1,038,103	-\$81,142
	City of San Diego	\$29,096	\$8,237	\$20,859
	City of San Juan Capistrano	\$532,973	\$185,801	\$347,172
	City of Vista	\$161,132	\$57,186	\$103,946
	20B TOTALS:		\$3,642,588	\$2,472,471
20C	City of El Cajon	\$36,478	\$29,020	\$7,458
	City of Encinitas	\$319,887	\$203,958	\$115,929
	City of Escondido	\$78,052	\$60,637	\$17,415
	City of National City	\$296,484	\$171,220	\$125,264
	City of Poway	\$218,678	\$73,443	\$145,235
	City of San Diego	\$515,850	\$405,084	\$110,766
	County of San Diego	\$167,522	\$113,615	\$53,907
	City of Santee	\$35,253	\$19,233	\$16,020
	City of Vista	\$38,993	\$27,262	\$11,731
20C TOTALS:		\$1,707,197	\$1,103,472	\$603,725



**RULE 20A
SAN DIEGO GAS & ELECTRIC
REPORT ON CONVERSION OF OVERHEAD TO UNDERGROUND
ELECTRIC DISTRIBUTION FACILITIES
YEAR 2012**

DISTRIBUTION OF ALLOCATION COSTS

<u>Description and Location</u>	<u>City/County</u>	<u>Total Costs</u>
CITY OF DEL MAR		
Camino Del Mar 20A #447649 (Wesley Way to just s/o Del Mar Heights Rd) Work Orders 2833510, 2833511, 28335113, 2954160 Trench Footage: 3,729 No. of Services: 5 Poles Removed: 17	\$1,083,085	\$1,083,085
CITY OF IMPERIAL BEACH		
Elm Ave 20A #864770 (3rd Street to 7th Street) Work Orders: 2918280, 2918281, 2918282, 2918283, 2918284 Trench Footage: 8,820 No. of Services: 40 Poles Removed: 39	\$1,885,466	\$1,885,466
CITY OF LAGUNA NIGUEL		
Crown Valley Parkway #954956 (Cabot to I-5) Work Orders: 2932500, 2932502, 2932504, 2932508 Trench Footage: 2,280 No. of Services: 0 Poles Removed: 10	\$1,413,070	\$1,413,070
CITY OF OCEANSIDE		
Oceanside Blvd 20A #442709 (North of Crouch to Barnwell) Work Orders: 2827500, 2827501, 2827502, 2827504, 2827505, 2931461, 2931463, 2931464 Trench Footage: 11,397 No. of Services: 12 Poles Removed: 22	\$3,428,656	\$3,428,656
CITY OF SAN DIEGO		
Canon Street 20A #240426 (Between Rosecrans and Evergreen) Work Orders: 2761350, 2850520, 2850521, 2850522, 2850523 Trench Footage: 3,328 No. of Services: 27 Poles Removed: 12	\$1,267,217	\$1,267,217
20A TOTAL:		\$9,077,494



**RULE 20B
SAN DIEGO GAS & ELECTRIC
REPORT ON CONVERSION OF OVERHEAD TO UNDERGROUND
ELECTRIC DISTRIBUTION FACILITIES
YEAR 2012**

<u>Description and Location</u>	Distribution of Allocation Costs		
	<u>Total</u>	<u>Other</u>	<u>Utility</u>
CITY OF CARLSBAD			
Muroya Subdivision (models) Black Rail Rd Work Orders 2948720, 2948721	\$86,082	\$37,216	\$48,866
CITY OF ENCINITAS			
Encinitas 19 (North Pointe) Hymettus Ave n/o Shore VW Ln Work Orders 2938210, 2938211	\$109,715	\$39,548	\$70,167
Encinitas Community Park Santa Fe Dr @ Rubenstein Work Orders 2935631, 2935632	\$622,146	\$412,885	\$209,261
	\$731,861	\$452,433	\$279,428
			\$48,866
CITY OF OCEANSIDE			
Camp Pendleton Hospital Vandergrift Blvd @ Wire Mtn Rd Work Orders 2937481, 2937482	\$1,030,350	\$653,750	\$376,600
Westin Hotel Pier View Way & Myers St Work Orders 2865901, 2865900	\$114,133	\$39,745	\$74,388
	\$1,144,483	\$693,495	\$450,988
CITY OF POWAY			
Oak Knoll Rd Phase A 20B/St Improvement Btwn Poway Rd and Carriage Rd Work Orders 2907830, 2907831	\$956,961	\$1,038,103	-\$81,142
CITY OF SAN DIEGO			
The Plaza at the Border Camino de La Plaza w/o Sipes Ln Work Orders 2953812, 2953810	\$29,096	\$8,237	\$20,859
CITY OF SAN JUAN CAPISTRANO			
TRACT 15924 6 Del Obispo Work Orders 2937790, 2937791	\$532,973	\$185,801	\$347,172



**RULE 20B
SAN DIEGO GAS & ELECTRIC
REPORT ON CONVERSION OF OVERHEAD TO UNDERGROUND
ELECTRIC DISTRIBUTION FACILITIES
YEAR 2012**

<u>Description and Location</u>	Distribution of Allocation Costs		
	<u>Total</u>	<u>Other</u>	<u>Utility</u>
CITY OF VISTA			
Edgehill Terrace			
Edgehill Rd e/o Foothill Dr			
Work Orders 2946140, 2946141	\$99,125	\$30,506	\$68,619
St. Francis			
525 W. Vista Wy			
Work Orders 2927830, 2927831	\$62,007	\$26,680	\$35,327
	\$161,132	\$57,186	\$103,946
20B TOTALS:	\$3,642,588	\$2,472,471	\$1,170,117



**RULE 20C
SAN DIEGO GAS & ELECTRIC
REPORT ON CONVERSION OF OVERHEAD TO UNDERGROUND
ELECTRIC DISTRIBUTION FACILITIES
YEAR 2012**

<u>Description and Location</u>	Distribution of Allocation Costs		
	<u>Total</u>	<u>Other</u>	<u>Utility</u>
CITY OF EL CAJON			
El Cajon Seniors Ph1 Chambers St n/o Linda Way Work Orders 2937650, 2937651	\$36,478	\$29,020	\$7,458
CITY OF ENCINITAS			
Leucadia Grove 1007 - 10021 Hermes Av Work Orders 2937300, 2937301	\$50,770	\$39,789	\$10,981
SEMA 4 Phoebe St & Hwy 101 Work Orders 2937510, 2937511	\$27,416	\$36,970	-\$9,554
Daphne Meadows Daphne St Work Orders 2939300, 2939301	\$125,017	\$52,610	\$72,407
Seaside Estates Melba Rd Work Orders 2925960, 2925961	\$116,684	\$74,589	\$42,095
	\$319,887	\$203,958	\$115,929
CITY OF ESCONDIDO			
El Norte Apartments El Norte Pkwy & N. Broadway Work Orders 2947200, 2947201	\$20,005	\$4,873	\$15,132
City Plaza 328 S. Escondido Bl Work Orders 2890631, 2890632	\$15,658	\$21,593	-\$5,935
Crossings at Escondido Elder Pl s/o E. Mission Av Work Orders 2929430, 2929431	\$42,389	\$34,171	\$8,218
	\$78,052	\$60,637	\$17,415
CITY OF NATIONAL CITY			
Sweetwater Rd/Prospect St 20C Sweetwater Rd e/o Prospect St Work Orders 2943731, 2943733	\$296,484	\$171,220	\$125,264



**RULE 20C
SAN DIEGO GAS & ELECTRIC
REPORT ON CONVERSION OF OVERHEAD TO UNDERGROUND
ELECTRIC DISTRIBUTION FACILITIES
YEAR 2012**

<u>Description and Location</u>	Distribution of Allocation Costs		
	<u>Total</u>	<u>Other</u>	<u>Utility</u>
CITY OF POWAY			
Midland 5 - Lamagno Midland & Aubrey St Work Orders 2856211, 2856212	\$218,678	\$73,443	\$145,235
CITY OF SAN DIEGO			
Cavallo Farms 13985 El Camino Real Work Orders 2941900, 2941901	\$20,881	\$14,516	\$6,365
Mission Apartments Hancock St @ Sutherland St Work Orders 2945270, 2945271	\$313,239	\$292,799	\$20,440
Pearl Street Townhomes Herschel St @ Pearl St Work Orders 2946152, 2946153	\$181,730	\$97,769	\$83,961
	\$515,850	\$405,084	\$110,766
COUNTY OF SAN DIEGO			
Jeff Scrape 2525 N. Old Hwy 395 Work Orders 2947400, 2947401	\$55,008	\$35,932	\$19,076
Verbena Beyers Blvd w/o Picador Blvd Work Orders 2929050, 2929051, 2929053, 2929054	\$112,514	\$77,683	\$34,831
	\$167,522	\$113,615	\$53,907
CITY OF SANTEE			
Lantern Crest Phase III 11010 Sunset TL Work Orders 2909752, 2909756	\$35,253	\$19,233	\$16,020
CITY OF VISTA			
Susan Parham Housing Anza Ave & Arcadia Ave Work Orders 2907750, 2907751	\$38,993	\$27,262	\$11,731
TOTALS: 20C	\$1,707,197	\$1,103,472	\$603,725



Clay Faber
Director – Regulatory Affairs
8330 Century Park Court
San Diego, CA 92123-1548

Tel: 858-654-3563
Fax: 858.654.1788
cfaber@SemptraUtilities.com

March 28, 2014

PUG 100
C.8209

Mr. Paul Clanon, Executive Director
California Public Utilities Commission
505 Van Ness Avenue
San Francisco, CA 94102

SUBJECT: SDG&E's 2013 REPORT OF RULE 20 CONVERSIONS

Dear Mr. Clanon:

In accordance with Ordering Paragraph (OP) 7 of Decision 73078 in Case 8209, and OP 4 of Decision 01-12-009, San Diego Gas & Electric Company is submitting a full report on its overhead to underground conversion work completed during the year 2013, including a list and description of each project. You will find the report broken into categories of Rule 20A, 20B, and 20C.

The overall status of our 20A conversion program in our service territory as of December 31, 2013, and a list of definitions, in accordance with the format requested by the California Public Utilities Commission is contained in the attached report.

If you have any questions regarding this report, please contact Megan Caulson at (858) 654-1748.

Sincerely,

Clay Faber
Director -- Regulatory Affairs

cc: D. Lee, CPUC
A. Marcher, SDG&E
Pacific Gas & Electric
Southern California Edison
AT&T
SDG&E Central Files



REPORT OF RULE 20A CONVERSIONS
UTILITY: SAN DIEGO GAS & ELECTRIC

YEAR ENDING: **2013**

ALLOCATIONS FOR CONVERSIONS

1. Total allocations (1968 - 2012)		\$695,746,872
2. Report year's allocation (2013)	\$24,627,826	
3. Total allocations through report year (1968 - 2013) (1+2)		\$720,374,698

EXPENDITURES FOR CONVERSIONS

4. Total expended for completed conversions (1968-2012) (from 2012 report)	\$635,644,011	
5. Total report year expended for completed conversions (2013)	\$25,680,415	
6. Total expended for completed conversions through report year (1968-2013) (4+5)		\$661,324,426
7. Total expended on conversions not completed by report year-end (2013)	\$51,855,890	
8. Total expended (6+7)		\$713,180,316

TOTAL UNEXPENDED FUNDS (3-8)

9. If expenditures are greater than allocations		\$0
10. If allocations are greater than expenditures (One of the above (9 or 10) will always be -0-)		\$7,194,382

FUNDS COMMITTED

11. Total funds authorized to complete partially completed jobs shown on Line 7	\$17,161,051	
12. Funds for jobs not under construction where U.G. districts have been formed under enabling legislation	\$78,255,369	
13. Total Committed (11+12)		\$95,416,420

ADDITIONAL FUNDS COMMITTED

14. Funds required for identified projects under study by active U.G. Communities as of report year. *	* No longer used as of 12/31/2008	
--	--------------------------------------	--

MEMO INFORMATION

15. Advance for specific communities beyond current allocations		-\$6,812,711
16. Reserve funds held for specific communities for which no specific current projects are under study as of report year-end.		-\$88,222,038
17. Expenditures to Case 9365 (Transmission dollars which are included in the total cost above in Line 8) *	* No longer used as of 12/31/2008	

RULE 20A DEFINITIONS

1. Total Rule 20A funds committed by the Utility. This amount is equal to the Company's total allocation from the year of inception to prior report year.
2. This amount is the Company total for the report year Rule 20A allocation.
3. Total of Line 1 plus Line 2 which is the base for this year's report.
4. Total expended for completed conversion jobs from inception through prior report year.
5. Total expended for completed conversion jobs for the report year.
6. Total of Line 4 plus Line 5.
7. Total expended for conversion jobs not yet completed through report year.
8. Total of Line 6 plus Line 7.
9. Expenditures that are greater than allocations:
Line 8 minus Line 3 = overexpended funds.
10. Expenditures that are less than allocations:
Line 3 minus Line 8 = unexpended funds.
11. Total funds authorized to complete the conversion jobs reported in Item Line 7.
12. Funds committed for conversion jobs where the Underground District has been established under enabling legislation.
13. Total of Line 11 plus Line 12.
14. Additional funds committed for specific identified jobs under study by active U.G. communities as of report year-ending.*
15. The total sum for specific aggressive communities that have expended and committed funds that exceed their report year allocation.
16. The total sum for specific communities that have not expended or committed funds equal to their report year allocation.
17. Expenditures to Case 9365 (transmission dollars which are included in Line 8 above).*

* Items 14 and 17 no longer used as of 12/31/2008.



**TOTAL SUMMARY
SAN DIEGO GAS & ELECTRIC
REPORT ON CONVERSION OF OVERHEAD TO UNDERGROUND
ELECTRIC DISTRIBUTION FACILITIES
YEAR 2013**

<u>Rule</u>	<u>Location</u>	<u>Distribution of Costs</u>
20A	City of La Mesa	\$2,992,616
	City of San Diego	\$7,506,621
	County of San Diego	\$14,992,251
	20A TOTALS	\$25,491,488
	Adjustments to previously reported jobs	\$188,927
20A GRAND TOTALS:		\$25,680,415



**TOTAL SUMMARY
SAN DIEGO GAS & ELECTRIC
REPORT ON CONVERSION OF OVERHEAD TO UNDERGROUND
ELECTRIC DISTRIBUTION FACILITIES
YEAR 2013**

DISTRIBUTION OF COSTS

<u>Rule</u>	<u>Location</u>	<u>Total</u>	<u>Other</u>	<u>Utility</u>
20B				
	City of Del Mar	\$365,984	\$116,001	\$249,983
	City of Oceanside	\$313,047	\$18,842	\$294,205
	City of San Diego	\$427,212	\$248,008	\$179,204
	County of San Diego	\$607,298	\$89,001	\$518,297
	20B TOTALS:	\$1,713,541	\$471,852	\$1,241,689
20C				
	City of Carlsbad	\$123,715	\$58,294	\$65,421
	City of Del Mar	\$64,062	\$66,836	-\$2,774
	City of Encinitas	\$158,226	\$82,840	\$75,386
	City of Laguna Beach	\$44,550	\$65,422	-\$20,872
	City of National City	\$53,168	\$26,464	\$26,704
	City of Santee	\$66,143	\$53,771	\$12,372
	City of San Diego	\$583,687	\$303,443	\$280,244
	County of San Diego	\$16,733	\$11,774	\$4,959
	20C TOTALS:	\$1,110,284	\$668,844	\$441,440



**RULE 20A
SAN DIEGO GAS & ELECTRIC
REPORT ON CONVERSION OF OVERHEAD TO UNDERGROUND
ELECTRIC DISTRIBUTION FACILITIES
YEAR 2013**

DISTRIBUTION OF ALLOCATION COSTS

<u>Description and Location</u>	<u>City/County</u>	<u>Total Costs</u>
CITY OF LA MESA		
Normal Ave 20A #853651 (Normal Ave from Lowell to Windsor) Work Orders 2903711, 2903712, 2903713, 2903714, 2903716 Trench Footage: 10,304 No. of Services: 82 Poles Removed: 43	\$2,992,616	\$2,992,616
CITY OF SAN DIEGO		
Regents Road 20A #051790 (Executive Dr to Monair Dr) Work Orders: 2945100, 2945101, 2945102 Trench Footage: 2,094 No. of Services: 0 Poles Removed: 9	\$853,723	
Garrison Street 20A #240429 (Rosecrans to Clove) Work Orders: 12852341, 2852342, 2852343, 2904780 Trench Footage: 6,877 No. of Services: 58 Poles Removed: 22	\$2,286,300	
Monroe Ave 20A #544115 (49th Street to 51st Street) Work Orders: 2852370, 2852372, 2852373, 2852374 Trench Footage: 3,786 No. of Services: 32 Poles Removed: 11	\$997,762	
Jutland Drive 20A #859773 (Camino Coralino to Luna Av) Work Orders: 2911990, 2911992, 2911993, 2911994 Trench Footage: 9,676 No. of Services: 88 Poles Removed: 31	\$2,638,968	
La Jolla Scenic Drive 20A (Sugarman Dr to Via Posada) Work Orders: 2926650, 2926652, 2926653, 2926654 Trench Footage: 2,915 No. of Services: 22 Poles Removed: 12	\$729,868	\$7,506,621



**RULE 20A
SAN DIEGO GAS & ELECTRIC
REPORT ON CONVERSION OF OVERHEAD TO UNDERGROUND
ELECTRIC DISTRIBUTION FACILITIES
YEAR 2013**

DISTRIBUTION OF ALLOCATION COSTS

<u>Description and Location</u>	<u>City/County</u>	<u>Total Costs</u>
COUNTY OF SAN DIEGO		
Alpine Blvd 20A #053004 (Marshall Rd to Honey Hill Ranch, Alpine) Work Orders: 2934480, 2934481, 2934482, 2934483, 2934484, 2934485 Trench Footage: 11,211 No. of Services: 31 Poles Removed: 43	\$5,655,977	
Sweetwater Road Phase 1 20A #738963 (Willow St to Central Ave, Bonita) Work Orders: 2889310, 2889311, 2889312, 2889314, 2950670 Trench Footage: 8,585 No. of Services: 0 Poles Removed: 32	\$3,903,810	
Sweetwater Road Phase 3 20A #739277 (Mesa Vista Way to Willow St, Bonita) Work Orders: 2889600, 2889601, 2889602, 2889603, 2889604 Trench Footage: 3,103 No. of Services: 9 Poles Removed: 17	\$1,363,799	
So. Santa Fe Phase A 20A #932832 (Robelini Dr to Vista City Limits, Vista) Work Orders: 2834090, 2834091, 2834092, 2834093, 2914720, 2914721, 2914722, 29147223 Trench Footage: 7,511 No. of Services: 8 Poles Removed: 28	\$4,068,665	\$14,992,251
20A TOTAL:		\$25,491,488



**RULE 20B
SAN DIEGO GAS & ELECTRIC
REPORT ON CONVERSION OF OVERHEAD TO UNDERGROUND
ELECTRIC DISTRIBUTION FACILITIES
YEAR 2013**

<u>Description and Location</u>	Distribution of Allocation Costs		
	<u>Total</u>	<u>Other</u>	<u>Utility</u>
CITY OF DEL MAR			
Balboa/Luzon 20B Conversion			
Balboa & Luzon Street			
Work Orders 2955020, 2955021	\$253,760	\$72,631	\$181,129
Countryman, Don Street 20B Conversion			
12th & 13th Alley and Lois Ln			
Work Orders 2890590, 2890591	\$112,224	\$43,370	\$68,854
	\$365,984	\$116,001	\$249,983
CITY OF OCEANSIDE			
Sea Mesa Lots - Jobsail Street			
Jibsail St and Mainsail Rd			
Work Orders 2968870, 2968871	\$313,047	\$18,842	\$294,205
CITY OF SAN DIEGO			
Civita PhA Backbone Ext			
Mission Center Rd @ Friars Rd			
Work Orders 2933302, 2933303	\$190,208	\$150,676	\$39,532
Mercado Del Barrio			
Cesar Chavez btwn Main St & National Av			
Work Orders 2940901, 2940902	\$237,004	\$97,332	\$139,672
	\$427,212	\$248,008	\$179,204
COUNTY OF SAN DIEGO			
Blackwood Residence			
16626 Los Morros, Rancho San Diego			
Work Orders 2959860, 2959861	\$99,068	\$38,188	\$60,880
Palomar North Education Ctr Ext			
n/o Pala Rd e/o Hwy 15, Fallbrook			
Work Orders 2899640, 2899641	\$338,708	\$955	\$337,753
TR Map 5220 - 1/Brook Rd, Fallbrook			
Brook Rd and Camino de Nog, Fallbrook			
Work Orders 2953340, 2953341	\$169,522	\$49,858	\$119,664
	\$607,298	\$89,001	\$518,297
20B TOTALS:	\$1,713,541	\$471,852	\$1,241,689



**RULE 20C
SAN DIEGO GAS & ELECTRIC
REPORT ON CONVERSION OF OVERHEAD TO UNDERGROUND
ELECTRIC DISTRIBUTION FACILITIES
YEAR 2013**

<u>Description and Location</u>	Distribution of Allocation Costs		
	<u>Total</u>	<u>Other</u>	<u>Utility</u>
CITY OF CARLSBAD			
Green Dragon Tavern and Museum 6115 Paseo Del Norte Work Orders 2967121, 2967122	\$123,715	\$58,294	\$65,421
CITY OF DEL MAR			
Balboa Ave 20C 2160 Balboa Ave, DM Work Orders 2949070, 2949071	\$45,029	\$53,003	-\$7,974
Simon Residence 325 Ballaire St, DM Work Orders 2957050, 2957051	\$19,033	\$13,833	\$5,200
	\$64,062	\$66,836	-\$2,774
CITY OF ENCINITAS			
Liszt Conversion Rubenstein Dr, Cardiff Work Orders 2964480, 2964481	\$23,800	\$12,254	\$11,546
Oldham Conversion Alley btwn 4th - 5th and A and B Streets, EN Work Orders 2977390, 2977391	\$49,496	\$24,661	\$24,835
Oxford Ave Conversion 2165 Oxford Ave, EN Work Orders 2968530, 2968531	\$24,337	\$11,816	\$12,521
Seaside Ridge TR 06-112 Normandy Rd @ Urania Av, EN Work Orders 2952340, 2952341	\$60,593	\$34,109	\$26,484
	\$158,226	\$82,840	\$75,386
CITY OF LAGUNA BEACH			
Paseo Del Sur PVT 20C Conversion Paseo Del Sur at Rico Road, SL Work Orders 2953772, 2953773	\$44,550	\$65,422	-\$20,872
CITY OF NATIONAL CITY			
Harbor View Condos E 9th Conv 819 D Ave, NC Work Orders 2963860, 2963861	\$53,168	\$26,464	\$26,704



**RULE 20C
SAN DIEGO GAS & ELECTRIC
REPORT ON CONVERSION OF OVERHEAD TO UNDERGROUND
ELECTRIC DISTRIBUTION FACILITIES
YEAR 2013**

<u>Description and Location</u>	Distribution of Allocation Costs		
	<u>Total</u>	<u>Other</u>	<u>Utility</u>
CITY OF SANTEE			
Las Brisas Townhomes w/o Cottonwood Ave @ Gienke Ln, ST Work Orders 2856080, 2856081	\$66,143	\$53,771	\$12,372
CITY OF SAN DIEGO			
Alvarado Apartments Ph1 s/s Alvarado Rd e/o Alvarado Court Work Orders 2943661, 2943661	\$43,874	\$71,141	-\$27,267
Aztec Court Apts 6229 - 6245 Montezuma Rd Work Orders 2953351, 2953352	\$75,538	\$36,785	\$38,753
COMM 22 Commercial St btwn 22nd and 25th Work Orders 2957732, 2957733	\$65,118	\$38,855	\$26,263
Florida Street Apartments Florida St/w/o University Ave Work Orders 2926280, 2926282	\$399,157	\$156,662	\$242,495
	\$583,687	\$303,443	\$280,244
COUNTY OF SAN DIEGO			
TPM 20623 Villa Sierra/Citrus Crest Rd, Valley Center Work Orders 2890500, 2920110	\$16,733	\$11,774	\$4,959
	\$16,733	\$11,774	\$4,959
TOTALS: 20C	\$1,110,284	\$668,844	\$441,440



Clay Faber
Director – Regulatory Affairs
9305 Lightwave Ave. SD1190
San Diego, CA 92123-1548

cfaber@SempraUtilities.com

March 31, 2015

PUG 100
C.8209

Timothy Sullivan, Executive Director
California Public Utilities Commission
505 Van Ness Avenue
San Francisco, CA 94102

SUBJECT: SDG&E's 2014 REPORT OF RULE 20 CONVERSIONS

Dear Mr. Sullivan:

In accordance with Ordering Paragraph (OP) 7 of Decision 73078 in Case 8209, and OP 4 of Decision 01-12-009, San Diego Gas & Electric Company is submitting a full report on its overhead to underground conversion work completed during the year 2013, including a list and description of each project. You will find the report broken into categories of Rule 20A, 20B, and 20C.

The overall status of our 20A conversion program in our service territory as of December 31, 2014, and a list of definitions, in accordance with the format requested by the California Public Utilities Commission is contained in the attached report.

If you have any questions regarding this report, please contact Megan Caulson at (858) 654-1748.

Sincerely,

Clay Faber
Director -- Regulatory Affairs

cc: D. Lee, CPUC
N. Boyle, SDG&E
Pacific Gas & Electric
Southern California Edison
AT&T
SDG&E Central Files



REPORT OF RULE 20A CONVERSIONS
UTILITY: SAN DIEGO GAS & ELECTRIC

YEAR ENDING: **2014**

ALLOCATIONS FOR CONVERSIONS

1. Total allocations (1968 - 2013)		\$720,374,698
2. Report year's allocation (2014)	\$22,603,911	
3. Total allocations through report year (1968 - 2014) (1+2)		\$742,978,609

EXPENDITURES FOR CONVERSIONS

4. Total expended for completed conversions (1968-2013) (from 2013 report)	\$661,324,426	
5. Total report year expended for completed conversions (2014)	\$3,500,946	
6. Total expended for completed conversions through report year (1968-2014) (4+5)		\$664,825,372
7. Total expended on conversions not completed by report year-end (2014)	\$67,673,817	
8. Total expended (6+7)		\$732,499,189

TOTAL UNEXPENDED FUNDS (3-8)

9. If expenditures are greater than allocations		\$0
10. If allocations are greater than expenditures (One of the above (9 or 10) will always be -0-)		\$10,479,420

FUNDS COMMITTED

11. Total funds authorized to complete partially completed jobs shown on Line 7	\$5,726,493	
12. Funds for jobs not under construction where U.G. districts have been formed under enabling legislation	\$94,948,418	
13. Total Committed (11+12)		\$100,674,911

ADDITIONAL FUNDS COMMITTED

14. Funds required for identified projects under study by active U.G. Communities as of report year. *	* No longer used as of 12/31/2008	
--	-----------------------------------	--

MEMO INFORMATION

15. Advance for specific communities beyond current allocations		-\$4,605,351
16. Reserve funds held for specific communities for which no specific current projects are under study as of report year-end.		-\$90,195,491
17. Expenditures to Case 9365 (Transmission dollars which are included in the total cost above in Line 8) *	* No longer used as of 12/31/2008	

RULE 20A DEFINITIONS

1. Total Rule 20A funds committed by the Utility. This amount is equal to the Company's total allocation from the year of inception to prior report year.
2. This amount is the Company total for the report year Rule 20A allocation.
3. Total of Line 1 plus Line 2 which is the base for this year's report.
4. Total expended for completed conversion jobs from inception through prior report year.
5. Total expended for completed conversion jobs for the report year.
6. Total of Line 4 plus Line 5.
7. Total expended for conversion jobs not yet completed through report year.
8. Total of Line 6 plus Line 7.
9. Expenditures that are greater than allocations:
Line 8 minus Line 3 = overexpended funds.
10. Expenditures that are less than allocations:
Line 3 minus Line 8 = unexpended funds.
11. Total funds authorized to complete the conversion jobs reported in Item Line 7.
12. Funds committed for conversion jobs where the Underground District has been established under enabling legislation.
13. Total of Line 11 plus Line 12.
14. Additional funds committed for specific identified jobs under study by active U.G. communities as of report year-ending.*
15. The total sum for specific aggressive communities that have expended and committed funds that exceed their report year allocation.
16. The total sum for specific communities that have not expended or committed funds equal to their report year allocation.
17. Expenditures to Case 9365 (transmission dollars which are included in Line 8 above).*

* Items 14 and 17 no longer used as of 12/31/2008.



**TOTAL SUMMARY
SAN DIEGO GAS & ELECTRIC
REPORT ON CONVERSION OF OVERHEAD TO UNDERGROUND
ELECTRIC DISTRIBUTION FACILITIES
YEAR 2014**

<u>Rule</u>	<u>Location</u>	<u>Distribution of Costs</u>
20A	City of San Diego	\$3,474,631
	20A TOTAL	<hr/> \$3,474,631
	Adjustments to previously reported jobs	<hr/> \$26,315
	20A GRAND TOTALS:	<hr/> \$3,500,946



**TOTAL SUMMARY
SAN DIEGO GAS & ELECTRIC
REPORT ON CONVERSION OF OVERHEAD TO UNDERGROUND
ELECTRIC DISTRIBUTION FACILITIES
YEAR 2014**

DISTRIBUTION OF COSTS

<u>Rule</u>	<u>Location</u>	<u>Total</u>	<u>Other</u>	<u>Utility</u>
20B				
	City of Del Mar	\$152,060	\$83,296	\$68,764
	City of Encinitas	\$171,704	\$43,429	\$128,275
	City of Oceanside	\$74,179	\$20,619	\$53,560
	City of San Diego	\$116,601	\$45,151	\$71,450
	County of San Diego	\$338,708	\$955	\$337,753
	20B TOTALS:	\$853,252	\$193,450	\$659,802
20C				
	City of Carlsbad	\$401,749	\$243,415	\$158,334
	City of San Diego	\$408,930	\$223,580	\$185,350
	County of San Diego	\$39,874	\$21,897	\$17,977
	City of San Marcos	\$25,642	\$24,399	\$1,243
	City of Vista	\$318,000	\$206,653	\$111,347
	20C TOTALS:	\$1,194,195	\$719,944	\$474,251



**RULE 20A
SAN DIEGO GAS & ELECTRIC
REPORT ON CONVERSION OF OVERHEAD TO UNDERGROUND
ELECTRIC DISTRIBUTION FACILITIES
YEAR 2014**

DISTRIBUTION OF ALLOCATION COSTS

<u>Description and Location</u>	<u>City/County</u>	<u>Total Costs</u>
CITY OF SAN DIEGO		
Briarwood Road 20A #633332 (Brookhaven Rd to Nebraska Ave) Work Orders: 2862140, 2862141, 2862142, 2862143, 2862144 Trench Footage: 3,151 No. of Services: 23 Poles Removed: 10	\$1,207,932	
Moraga Ave Ph1 20A #957436 (Moraga Ct to Idlewild) Work Orders: 2926610, 2926611, 2926612, 2926613, 2926614, 2926615, 2401020 Trench Footage: 7,373 No. of Services: 51 Poles Removed: 33	\$2,266,699	\$3,474,631
20A TOTAL:		\$3,474,631



**RULE 20B
SAN DIEGO GAS & ELECTRIC
REPORT ON CONVERSION OF OVERHEAD TO UNDERGROUND
ELECTRIC DISTRIBUTION FACILITIES
YEAR 2014**

<u>Description and Location</u>	Distribution of Allocation Costs		
	<u>Total</u>	<u>Other</u>	<u>Utility</u>
CITY OF DEL MAR			
Seaview Ave Conversion 2045 Seaview Ave Work Orders 2954081, 2954080	\$152,060	\$83,296	\$68,764
CITY OF ENCINITAS			
Bahlmann Property aka Alta Ph2 Saxony Rd @ Puebla St Work Orders 2965632, 2965631	\$41,533	\$11,765	\$29,768
Lennar Fiore Encinitas Normandy Rd @ Urania Work Orders 2979931, 2979930	\$130,171	\$31,664	\$98,507
	\$171,704	\$43,429	\$128,275
CITY OF OCEANSIDE			
Dixie Street - LLC Ph1 Dixie St e/o Barnes St Work Orders 2947311, 2947310	\$74,179	\$20,619	\$53,560
CITY OF SAN DIEGO			
SouthBay Distribution LLC 6075 Otay Mesa Rd Work Orders 2915511, 2915510	\$116,601	\$45,151	\$71,450
COUNTY OF SAN DIEGO			
Palomar North Education Center Ext North of Pala Rd e/o Hwy 15, Fallbrook Work Orders 2899640, 2899641	\$338,708	\$955	\$337,753
20B TOTALS:	\$853,252	\$193,450	\$659,802



**RULE 20C
SAN DIEGO GAS & ELECTRIC
REPORT ON CONVERSION OF OVERHEAD TO UNDERGROUND
ELECTRIC DISTRIBUTION FACILITIES
YEAR 2014**

<u>Description and Location</u>	Distribution of Allocation Costs		
	<u>Total</u>	<u>Other</u>	<u>Utility</u>
CITY OF CARLSBAD			
Aviara Blackrail Zephyr Ct e/o Black Rail Rd Work Orders 2967911, 2967910	\$149,558	\$123,098	\$26,460
Ocean Street Residences Ocean St & Mountain View Work Orders 2312781, 2312780	\$252,191	\$120,317	\$131,874
	\$401,749	\$243,415	\$158,334
CITY OF SAN DIEGO			
Carmel Apartments El Cajon Blvd & 63rd St w/o Art St Work Orders 2962704, 2962703	\$124,976	\$86,582	\$38,394
Cesar Chavez Ed Ctr 1901 Main St Work Orders 2928503, 2928502	\$283,954	\$136,998	\$146,956
	\$408,930	\$223,580	\$185,350
COUNTY OF SAN DIEGO			
Hill Springs Winery 38642 Hwy 79 A, Warner Springs Work Orders 2967811, 2967810	\$39,874	\$21,897	\$17,977
CITY OF SAN MARCOS			
Savvier, LP Conversion 957 Valborg Dr Work Orders 2979851, 2979850	\$25,642	\$24,399	\$1,243
CITY OF VISTA			
Hilo Drive Subdivision Hilo Dr & Lanai Ct Work Orders 2967911, 2979681	\$19,301	\$13,001	\$6,300
Harmony Homes California Marigold Dr & Melrose Dr Work Orders 2382431, 2382430	\$216,045	\$119,016	\$97,029
North Santa Fe Affordable Housing Ph2 N Santa Fe & Orange St Work Orders 2351231, 2351230	\$82,654	\$74,636	\$8,018
	\$318,000	\$206,653	\$111,347
TOTALS: 20C	\$1,194,195	\$719,944	\$474,251