

Resource Tracking Data

Data current as of November 2025



California Public
Utilities Commission



Notes on Resource Tracking Data

- **Notes on Online MWs data**

- All data are derived from CAISO [Master Generating Capability List](#), and CPUC [NQC Lists](#) with online dates between **Jan 1, 2020 – November 30, 2025**
- Nameplate Capacity is shown as “Net Dependable Capacity” in the CAISO Master Generating List file.
- Data shown excludes imports, except where specified.
- NQC values are “Estimated September NQC” and subject to change based on counting rules or changes to resource configurations.
- Data showing “Number of Projects” is derived by counting each unique CAISO resource ID as a project.
- “Natural Gas” includes Alamitos Unit 7 (675 MW) and Huntington Beach (674 MW), online in Feb 2020.

- **Notes on Expected New MWs**

- All data are from LSE self-reported contracting for projects expected to come online between 2025 and 2028.
- Data are subject to change as the CPUC gets updated information from LSEs, IOU interconnection departments, developers and others.
- CPUC staff continue to refine the data included herein. Data in this presentation are current up until November 2025 and any subsequent postings will supersede prior postings.
- **Data included here are only the projects under contract to CPUC jurisdictional LSEs, and do not include all resources being developed in the state nor the CAISO footprint.**

- **Notes on Differences between Resource Tracking Data and IRP Compliance**

- Due to numerous differences, such as varied baselines and resource eligibility for compliance, data on New MW Online plus New MW Expected do not exactly match progress towards IRP compliance orders. For information on compliance with IRP Procurement orders, see compliance updates at [IRP Procurement Track \(ca.gov\)](#).

- **Notes on Updates and Questions**

- For the most up-to-date data publicly available, please visit the CPUC's Summer Reliability page.
- For any questions about the data, please contact irpdatarequest@cpuc.ca.gov

Part 1: New MW Online

- New Resources Online from 1/1/2020 to 11/30/2025
 - By Nameplate, NQC, and Number of Projects
- New Resources Online by Year and Resource Type
 - By Nameplate and NQC
- New IRP Procurement Resources Online by Year and Resource Type
 - By Nameplate and NQC

Data includes projects online
as of November 30, 2025

New MWs - Key Takeaways

Total New MW Online between 1/1/2020 - 11/30/2025

	Nameplate Capacity (MW)	Estimated Sept. Net Qualifying Capacity (NQC) MW	Number of Projects by Resource IDs
New SB100 Resources, IN-CAISO	26,001	16,837	400
New Resources, IN-CAISO (includes Natural Gas)	27,553	18,324	419
Total New Reliability Resources, including Imports	29,722	19,443	438

Note: SB100 resources include all eligible renewable energy resources and zero-carbon resources for compliance with California's SB 100 clean energy targets.

Total Storage Online (all time)

	Nameplate Capacity (MW)	Estimated Sept. Net Qualifying Capacity (NQC) MW	Number of Projects by Resource IDs
Battery Energy Storage Systems (BESS) Projects (Including Standalone BESS & Hybrids)	15,188	13,966	227 (incl. 32 hybrids)

Note: MW only include storage portion of hybrids. Includes CAISO imports.

New Energy Resources Online

Data includes projects online
as of November 30, 2025

New Resources Additions, January 1, 2020 – November 30, 2025, Cumulative

Technology Type	Nameplate Capacity MW	Estimated Sept. Net Qualifying Capacity (NQC) MW	Number of Projects
STORAGE	13,788	12,639	184
SOLAR	8,831	2,445	150
HYBRID (STORAGE/SOLAR)	2,172	1,473	30
WIND	1,128	249	23
GEOHERMAL	41	31	1
BIOGAS, BIOMAS, HYDRO	42	0.1	12
Subtotal Total New SB100 Resources, IN-CAISO	26,001	16,837	400
NATURAL GAS, incl. Alamitos & Huntington Beach	1,551	1,487	19
Total New Resources, IN-CAISO	27,553	18,324	419
New Imports, Pseudo-Tie or Dynamically Scheduled	2,169	1,119	19
Total New Resources, including Imports	29,722	19,443	438

Notes:

All data shown derived from CAISO [Master Generating Capability List](#), and CPUC [NQC Lists](#).

Nameplate Capacity is shown as "Net Dependable Capacity" in the CAISO Master Generating List file. Data shown excludes imports, except where specified. All NQC values are "September NQC" and subject to change based on counting rules and additions to monthly CPUC NQC Lists. "Project" is defined as a unique CAISO resource ID. "Natural Gas" includes Alamitos Unit 7 (675 MW) and Huntington Beach (674 MW) added in Feb 2020. SB100 resources include all eligible renewable energy resources and zero-carbon resources for compliance with California's SB 100 clean energy targets.

New MWs Online - Nameplate

By Year and Resource Type

Data includes projects online
as of November 30, 2025

Technology Type	2020	2021	2022	2023	2024	2025	Total MW	# Projects
SOLAR	1,300	1,048	913	2,482	2,227	862	8,831	150
STORAGE	101	1,703	1,907	2,528	3,553	3,997	13,788	184
HYBRID (SOLAR + STORAGE)	0	26	890	354	503	399	2,172	30
WIND	16	304	367	154	260	27	1,128	23
GEOHERMAL	0	0	0	0	41	0	41	1
HYDRO	26	0	0	0	0	0	26	4
BIOMASS	0	2	3	3	0.5	3	11	5
BIOGAS	1	0	2	3	0	0	6	3
Subtotal Total New SB100 Resources, IN-CAISO	1,444	3,083	4,082	5,521	6,584	5,288	26,001	400
NATURAL GAS, incl. Alamitos & Huntington Beach	1,448	17	12	0	63	13	1,551	19
Total New Resources, IN-CAISO	2,892	3,100	4,094	5,521	6,647	5,301	27,553	419
New Imports, Pseudo-Tie or Dynamically Scheduled	695	807	49	50	282	283	2,169	19
Total New Resources, including Imports	3,587	3,907	4,143	5,571	6,928	5,584	29,722	438

New MWs Online - Sept NQC

By Year and Resource Type

Data includes projects online
as of November 30, 2025

Technology Type	2020	2021	2022	2023	2024	2025*	Total MW	# Projects
SOLAR	444	435	318	606	499	142	2,445	150
STORAGE	100	1,607	1,906	2,448	3,499	3,079	12,639	184
HYBRID (SOLAR + STORAGE)	0	15	569	243	331	316	1,473	30
WIND	3	65	80	33	63	6	249	23
GEOTHERMAL	0	0	0	0	31	0	31	1
HYDRO	0	0	0	0	0	0	0	4
BIOMASS	0	0	0	0	0	0	0	5
BIOGAS	0	0	0	0	0	0	0	3
Subtotal Total New SB100 Resources, IN-CAISO	548	2,122	2,872	3,329	4,424	3,542	16,837	400
NATURAL GAS, incl. Alamitos & Huntington Beach	1,448	15	11	0	12	1	1,487	19
Total New Resources, IN-CAISO	1,995	2,137	2,883	3,329	4,436	3,543	18,324	419
New Imports, Pseudo-Tie or Dynamically Scheduled	390	387	33	50	201	58	1,119	19
Total New Resources, including Imports	2,385	2,524	2,916	3,379	4,637	3,602	19,443	438

New MWs Online - Sept NQC

By Year and Transmission Access Charge (TAC) Area

Data includes projects online
as of November 30, 2025

TAC Area	2020	2021	2022	2023	2024	2025*	Total MW	# Projects
EAST CENTRAL (SOUTHERN CALIFORNIA EDISON COMPANY)	1,766	1,221	2,049	1,976	3,322	1,973	12,307	264
NORTH (PACIFIC GAS AND ELECTRIC)	230	724	715	1,082	758	644	4,152	113
SOUTH (SAN DIEGO GAS AND ELECTRIC)	0	192	120	271	356	926	1,865	42
Total New Resources, IN-CAISO	1,995	2,137	2,883	3,329	4,436	3,543	18,324	419
New Imports, Pseudo-Tie or Dynamically Scheduled	390	387	33	50	201	58	1,119	19
Total New Resources, including Imports	2,385	2,524	2,916	3,379	4,637	3,602	19,443	438

*Note: Some new projects have not yet made it onto the CPUC's monthly NQC list and have not yet been assigned NQC. Future reports will include updated NQC amounts for these resources.

New MWs Online

November 2025 Additions

Data includes projects online
as of November 30, 2025

Technology Type	Nameplate Capacity MW	Estimated Sept. Net Qualifying Capacity (NQC) MW	# Projects
STORAGE	421	240*	4
SOLAR	300	60	1
Total New Resources, IN-CAISO	721	300*	5
New Imports, Pseudo-Tie or Dynamically Scheduled	0	0	0
Total New Resources, including Imports	721	300*	5

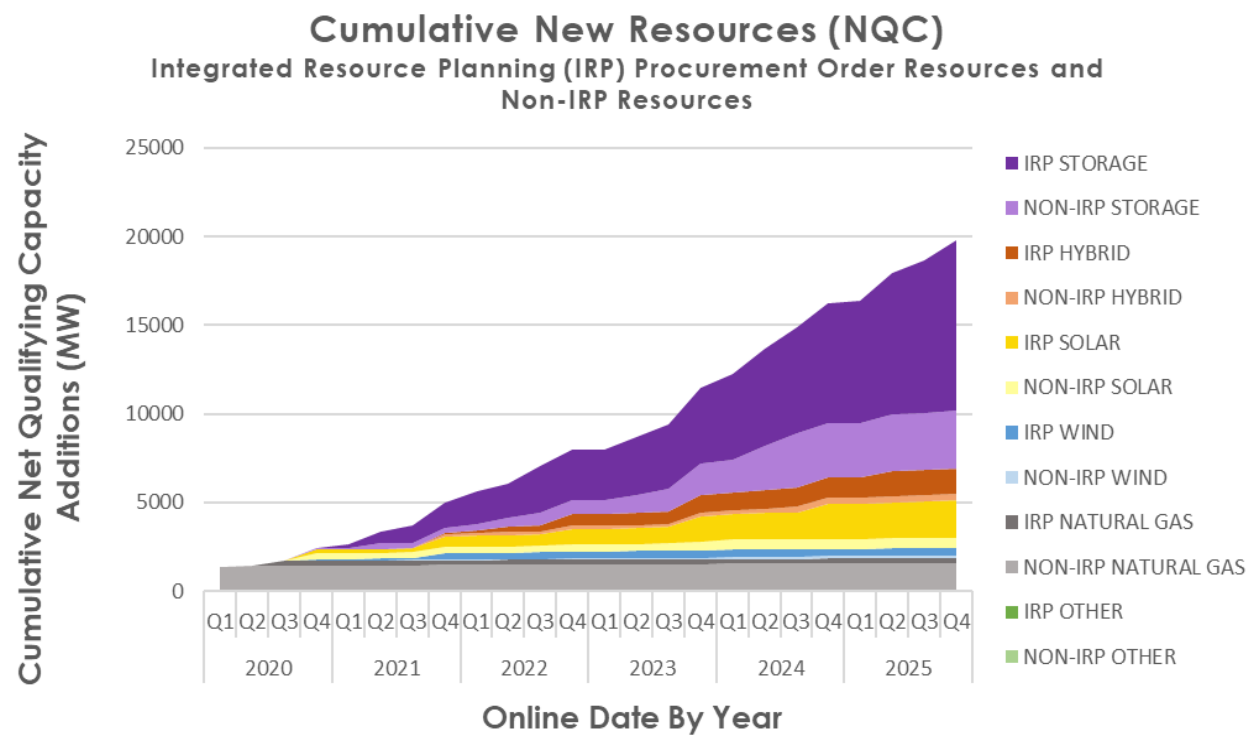
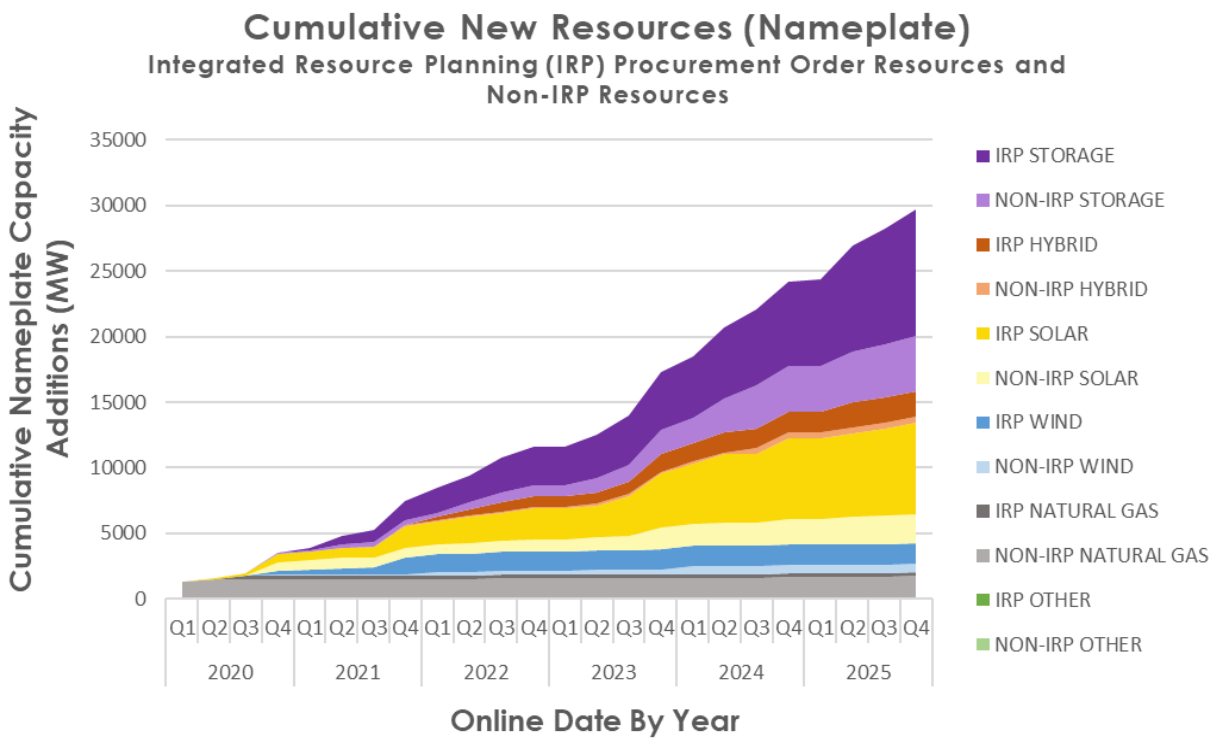
IRP Procurement

Technology Type	Nameplate Capacity MW	Estimated Sept. Net Qualifying Capacity (NQC) MW	# Projects
STORAGE	369	240*	3
SOLAR	300	60	1
Total New Resources	669	300*	4

*Note: New projects have not yet made it onto the CPUC's monthly NQC list and have not yet been assigned NQC. Future reports will include updated NQC amounts for these resources.

Total New Procurement By Year and Resource Type

Data includes projects online
as of November 30, 2025

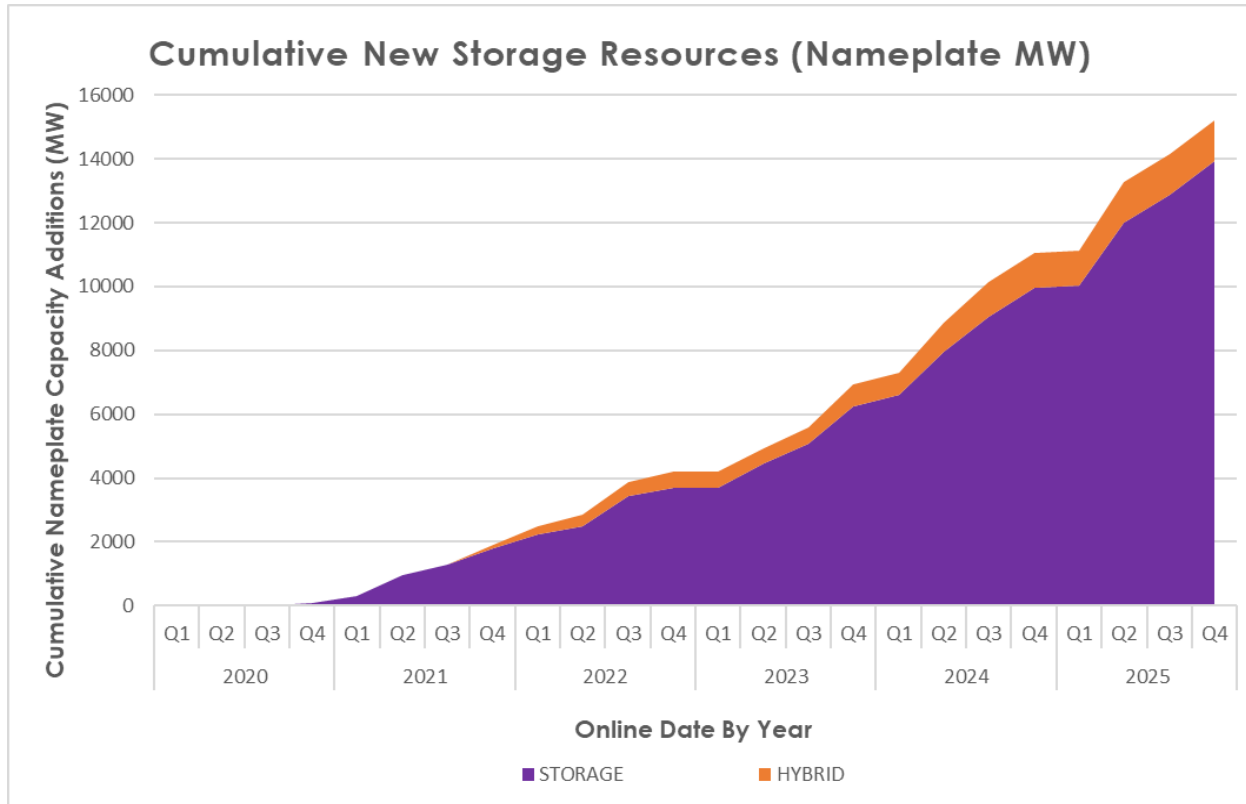


Note: Data shown here shows a snapshot of new resources added to the CAISO grid Q1 2020 – Q4 2025, including specified CAISO imports. "Other" resources include geothermal, biomass, biogas, and hydropower. Hybrids include some storage, and some other (usually solar) technology. "IRP Procurement Order Resources" refer to resources claimed for compliance with IRP Procurement Orders; "Non-IRP Resources" include resources that are not counting towards IRP Procurement order compliance, which occurs for a variety of reasons such as the resource was in development prior to IRP orders, the resource is energy-only, the resource is not under contract to a CPUC jurisdictional entity, etc.

NQC = Net qualifying capacity (NQC) and represents the amount the resource contributes to reliability; NQC can vary over time, and for each month of the year; the values shown are indicative of September NQC values for the resources.

Total Storage Online By Year

Data includes projects online
as of November 30, 2025



Note: Data shown here shows a snapshot of new resources added to the CAISO grid Q1 2020 – Q4 2025, including specified CAISO imports. Hybrids include some storage, and some other (usually solar) technology. MW shown here only include the storage portion of hybrids.

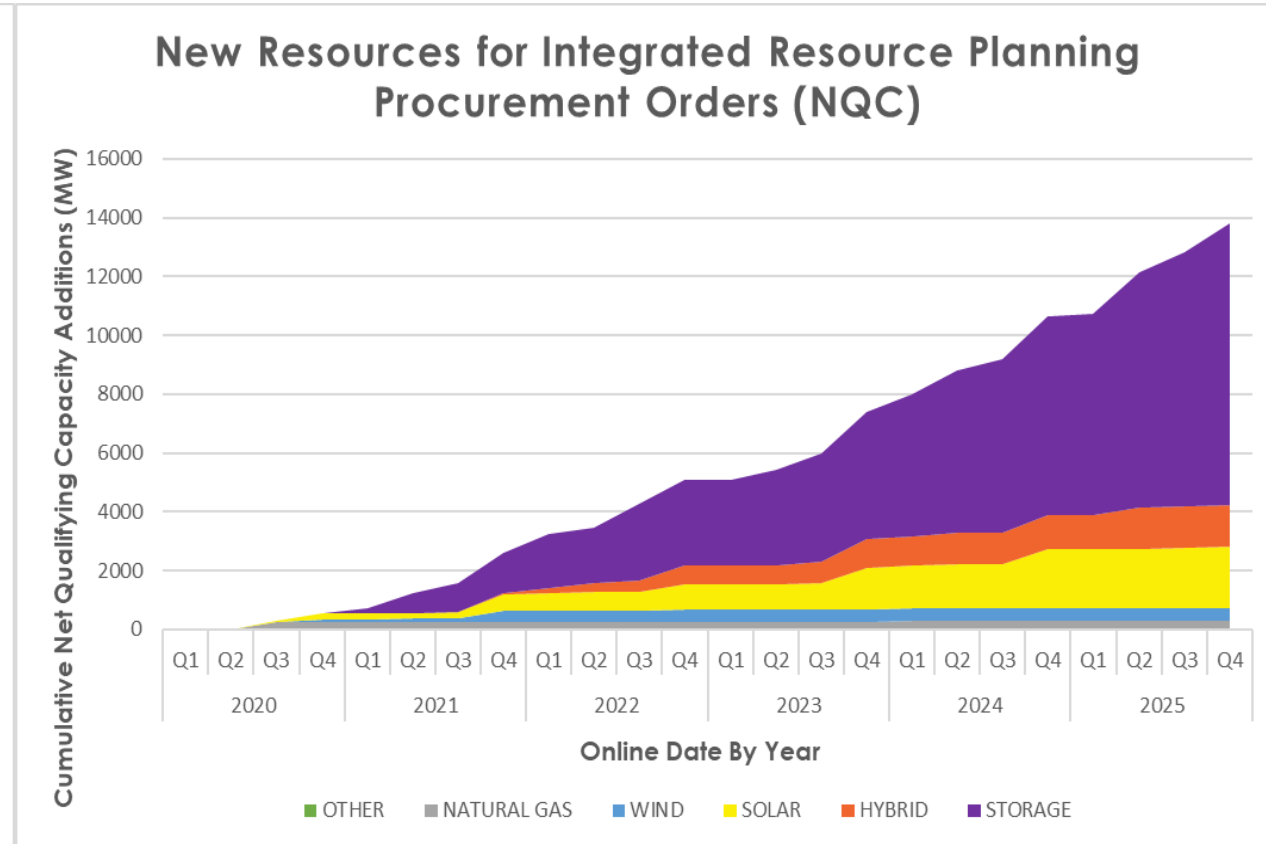
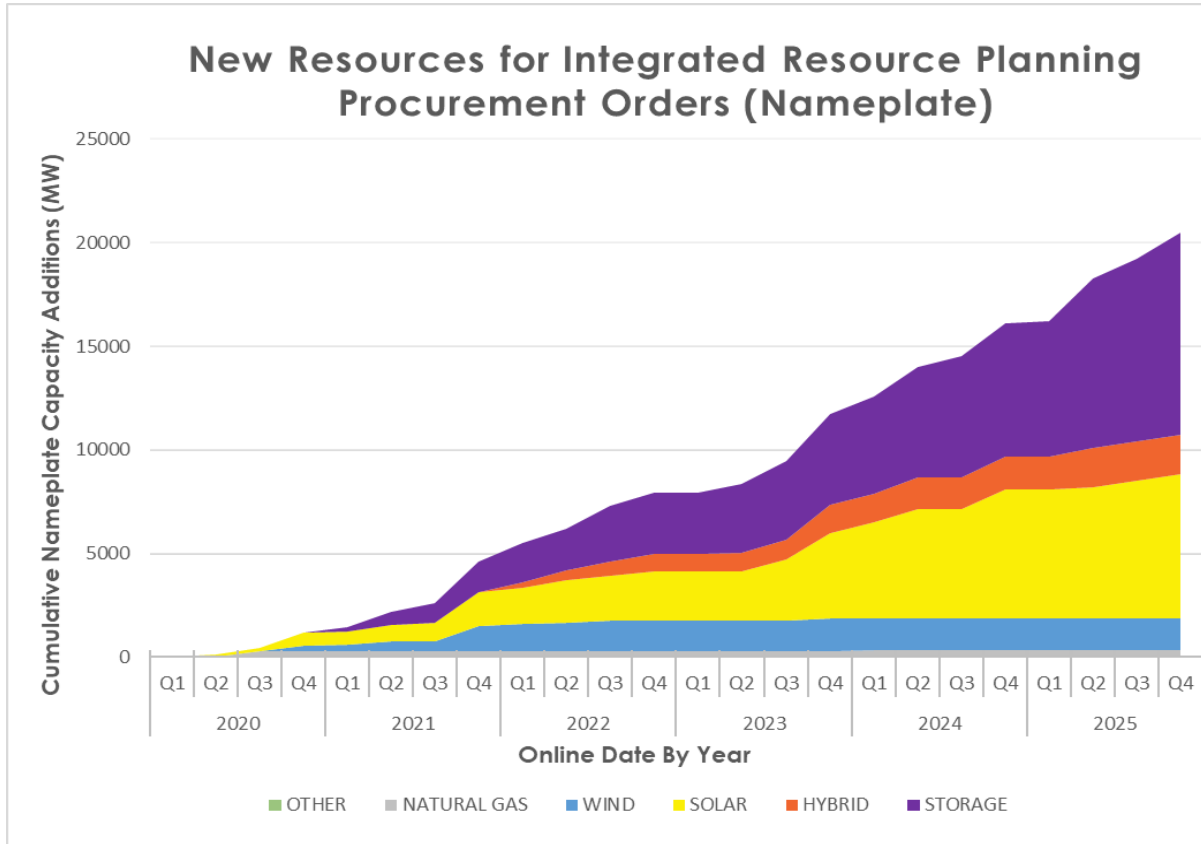
- **Installed to date:** Over 15,000 MW of storage nameplate capacity is online serving the grid as of November 2025, including imports.
 - Includes ~150 MW of storage added prior to 2020
 - Includes standalone battery storage and the storage component of hybrid resources
- **Expected future installs:** An additional 13,000 MW of storage resources is under contract and expected to come online by 2028—meaning today's installed storage capacity is projected to nearly double within just over three years.

Part 2: Integrated Resource Planning Compliance

- New IRP Procurement MW by Year and Resource Type- Nameplate
- New IRP Procurement MW by Year and Resource Type – NQC

New IRP Procurement By Year and Resource Type

Data includes projects online
as of November 30, 2025



Note: Data shown here shows a snapshot of new resources added to the CAISO grid Q1 2020 – Q4 2025 for compliance with Integrated Resource Planning (IRP) procurement orders, including specified CAISO imports. "Other" resources includes geothermal, biomass, biogas, and hydropower. Hybrids include some storage, and some other (usually solar). Additional resources have come online for other reasons in this time period but are not included in these figures. See: [IRP Procurement Track \(ca.gov\)](https://www.caiso.com/irp) for more information about IRP Procurement Order Compliance.

Part 3: Expected New MWs based on LSE Contracts to date

- Expected New MW by Year and Resource Type- Nameplate
- Expected New MW by Year and Resource Type – NQC
- Total New Energy Resources Online and Under Contract - Nameplate

New MWs Expected - Nameplate

By Year and Resource Type, including imports

Data includes projects expected/under contract as of November 13, 2025

Resource Type	2025	2026	2027	2028	Total
Solar	105	1,709	1,590	318	3,722
Battery Storage	901	3,051	3,389	1,576	8,917
Paired/Hybrid	282	1,715	1,535	310	3,841
Wind	51	2,446	-	80	2,577
Geothermal	-	115	171	524	810
Biomass/Biogas	4	6	3	-	13
Totals	1,343	9,042	6,687	2,808	19,881

- Nearly 20,000 MW nameplate of future contracts are executed to meet CPUC's procurement order obligations.
- Majority of new resource MWs are expected to be battery storage.
- Other types of resources are eligible to meet orders and may be contracted in the future.

New MWs Expected - NQC

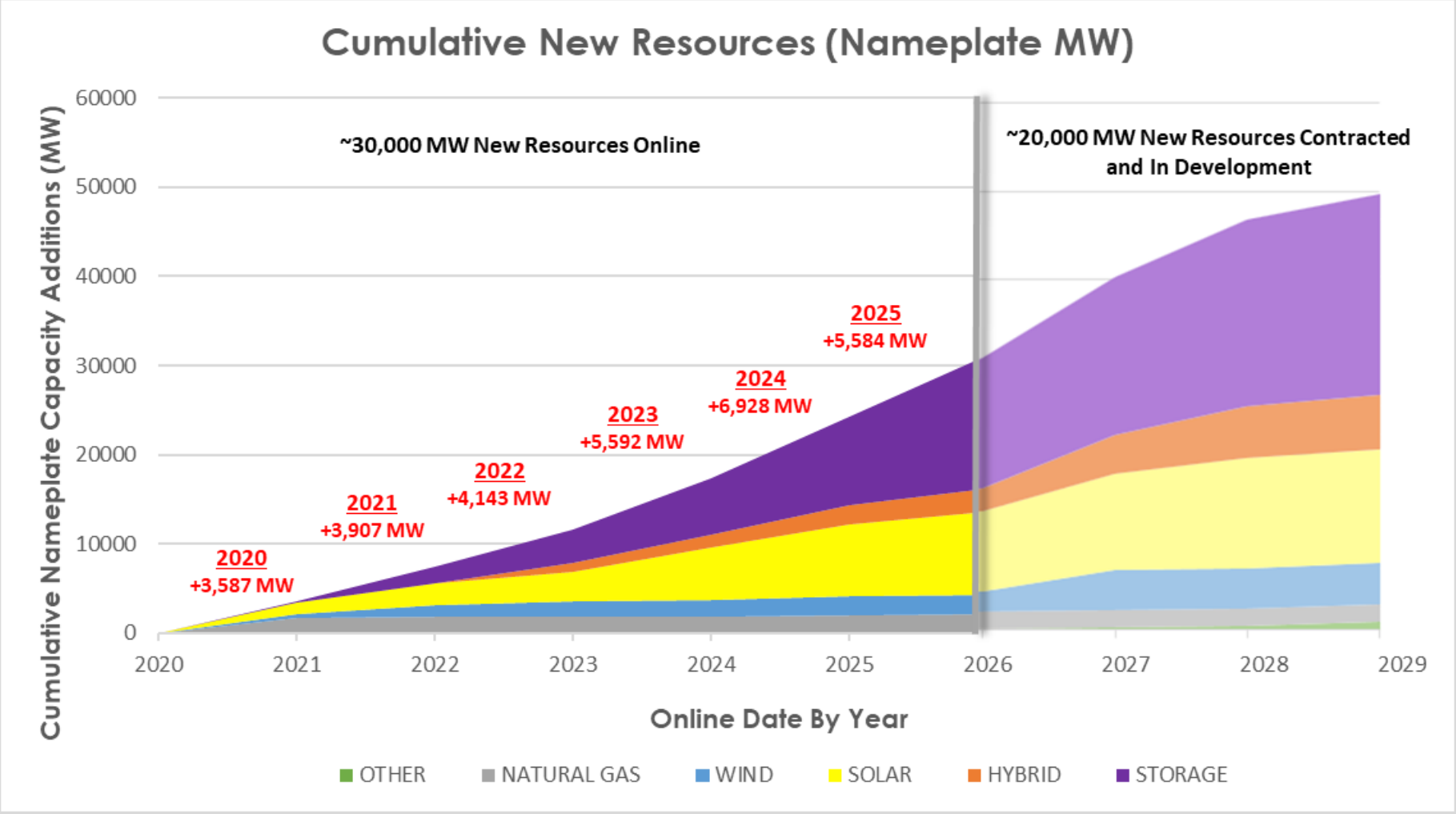
By Year and Resource Type, including imports

Data includes projects expected/under contract as of November 13, 2025

Resource Type	2025	2026	2027	2028	Total
Solar	81	474	922	-	1,477
Battery Storage	893	2,651	3,155	1,525	8,224
Paired/Hybrid	125	1,120	1,013	253	2,510
Wind	16	645	-	80	741
Geothermal	-	112	167	509	788
Biomass/Biogas	4	6	-	-	10
Totals	1,119	5,007	5,257	2,367	13,750

- Nearly 14,000 MW NQC of future contracts are executed to meet CPUC's procurement order obligations.
- Majority of new resource MWs are expected to be battery storage.
- Other types of resources are eligible to meet orders and may be contracted in the future.

Total New Energy Resources Online and Under Contract



Note: Data shown here shows a snapshot of new resources added to CAISO grid Q12020 – Q4 2025, including specified CAISO imports. Also shown is a projection of future new resources based on contracts in place by October 2025. "Other" resources includes geothermal, biomass, biogas, and hydropower. Prior versions of this chart indicated 7,052 MW came online in 2024; however subsequent data corrections to CAISO COD records now indicate the 2024 total was 6,928 MW.

Links to Other Key References on New Resource Development

References to Related Information

- (1) Tracking Energy Development Task Force – [Tracking Energy Development \(ca.gov\)](#)
- (2) Joint Agency Reliability Planning Assessments – pursuant to SB 846
 - [May 2024 Report](#)
 - [August 2024 Report](#)
 - [March 2025 Report](#)
 - [May 2025 Report](#)
 - [August 2025 Report](#)
- (3) California Energy Commission's Energy Almanac - [Energy Almanac \(ca.gov\)](#)
- (4) CAISO Key Energy Statistics: [Media resources | California ISO \(caiso.com\)](#)
- (5) Overview of CPUC IRP Procurement Orders – [IRP Procurement Track \(ca.gov\)](#)
- (6) Overview of CPUC Jurisdictional LSE Procurement in Compliance with IRP Procurement Orders
 - [California Public Utilities Commission \(CPUC\) Staff Review of Load-Serving Entities' \(LSEs'\) Compliance with the Mid-Term Reliability \(MTR, D.21-06-035\) and Supplemental MTR \(SMTR, D.23-02-040\) Decisions, 7/10/2025](#)
 - [Procurement in Compliance with D.19-11-016 and Mid Term Reliability \(D.21-06-035\) per December 1, 2023, 10/9/2024](#)
 - [Procurement in Compliance with D.19-11-016 and Mid Term Reliability \(D.21-06-035\) per August 1, 2023, 4/22/2024](#)
 - [Procurement in Compliance with D.19-11-016 and Mid Term Reliability \(D.21-06-035\) per February 1, 2023, 11/2/2023](#)
 - [Procurement in Compliance with D.19-11-016 per August 1, 2022 Filings, 2/13/2023](#)
 - [Procurement in Compliance with D.19-11-016 per February 1, 2022 Filings, 7/22/2022](#)
 - [Procurement in Compliance with D.19-11-016 per February 1, 2021 Filings, 8/23/2021](#)

For any questions about the data, please contact irpdatarequest@cpuc.ca.gov