



MCE SUPPLIER DIVERSITY REPORT 2021

A DECADE OF CHOICE AND COMMUNITY POWER





MCE CEO, DAWN WEISZ

Making History Together

MCE's story is one of community leadership and environmental activism. The passage of California's Community Choice Aggregation (CCA) legislation in 2002 opened the door to a new vision for our energy future that empowered local governments to become the electric generation provider for their communities, offering cleaner energy and local benefits. In 2010, MCE first began serving just 8,000 customers in Marin. We have grown today to serve more than 480,000 customers across four Bay Area counties. The start of MCE service marked a redefining of the energy landscape as we knew it.

The power of an agency like MCE isn't just in the ability to choose where our energy comes from. It's the power to choose how our dollars are spent, and prioritize our communities over profits. The ability to create this type of widespread change is a privilege that we owe to our customers and to all the advocates and leaders that turned the vision of community choice into a thriving reality. Today, just over 10 years later, CCAs across the state are offering clean, cost-effective energy solutions tailored to meet the needs of the communities we serve.

In 2001, I sat at a small desk in the County of Marin Civic Center, working on sustainability initiatives. On the wall in my office hung this framed quote by Margaret Mead: "Never doubt that a small group of committed people can change the world. Indeed, it is the only thing that ever has." I have found this to be true time and again over my years at MCE. Great things happen when we empower communities to create their own choices. Together, we have invested millions of dollars into our communities, built local workforce pipelines and programs, and supported our local businesses in going green. And we're only getting started.

TABLE OF CONENTS

Introduction	4
Section 9.1.1 – Description of Program Activities During the Previous Calendar Year	6
<hr/>	
MCE’S SUPPLIER DIVERSITY ENGAGEMENT PRIOR TO 2020	
2020 EXTERNAL ACTIVITIES	
ANNUAL CERTIFY AND AMPLIFY WORKSHOP	
SMALL DIVERSE BUSINESS EXPO	
MCE PROGRAMS SUPPORTING SMALL, LOCAL, AND DIVERSE BUSINESSES	
CAPACITY BUILDING FOR SMALL, LOCAL, AND DIVERSE BUSINESSES	
SUPPORTING COMMUNITY ECONOMIC DEVELOPMENT	
<hr/>	
2020 INTERNAL ACTIVITIES	
AGENCY POLICY AND CONTRACT LANGUAGE	
COMMUNICATING CURRENT AND UPCOMING CONTRACTING OPPORTUNITIES	
COLLECTING SUPPLIER DIVERSITY DATA	
Section 9.1.2 – Summary of Purchases	16
<hr/>	
ANNUAL RESULTS BY ETHNICITY	
DIRECT PROCUREMENT BY PRODUCT AND SERVICE CATEGORY	
DIRECT SUBCONTRACTOR PROCUREMENT BY PRODUCT AND SERVICE CATEGORY	
PROCUREMENT BY STANDARD INDUSTRIAL CATEGORY (SIC)	
DESCRIPTION OF PARTIES WITH CALIFORNIA MAJORITY WORKFORCE	
MCE’S GO 156 SUPPLIERS	
Section 9.1.3 - Program Expenses	22
Section 9.1.5 - Description of Prime Contractor Utilization of Certified Subcontractors	23
Section 9.1.6 – A List, Description, and Status of Complaints	24
Section 9.1.9 – Power Procurement	24
Section 9.1.11 – Fuel Procurement	25
Section 10.1.2 – A Description of Program Activities Planned for the Next Calendar Year	25
Sections Not Applicable to CCAS (9.1.4, 9.1.7, 10.1.1, 10.1.3, 10.1.4, 10.1.5, 10.1.6)	26
Number of Certified Suppliers and Revenue Reported to the Clearinghouse	27
Appendix A – MCE Voluntary Supplier Diversity Survey	28
Appendix B – MCE Policy 011: Sustainable Workforce and Diversity	30

CASE STUDIES

- COMMUNITY POWER COALITION
- OAKLEY RV AND BOAT STORAGE
- DEEP GREEN CHAMPIONS
- STRATEGIC ENERGY MANAGEMENT PROGRAM
- WORKFORCE EDUCATION AND TRAINING PROGRAM

CASE STUDIES

- MCE SOLAR ONE

INTRODUCTION

MCE's mission is to address climate change by reducing energy-related greenhouse gas emissions with renewable energy and energy efficiency at cost-competitive rates while offering economic and workforce benefits, and creating more equitable communities.

As California's first Community Choice Aggregation Program, MCE is a groundbreaking, not-for-profit, public agency that has been setting the standard for energy innovation in our communities since 2010. MCE offers cleaner power at stable rates, significantly reducing energy-related greenhouse gas emissions and enabling millions of dollars of reinvestment in local energy programs. MCE provides customers with 100% more, or twice the amount, of clean energy than traditional electricity service. MCE is also 90% greenhouse gas-free. MCE provides electricity service to more than 480,000 customer accounts and more than one million residents and businesses in 36 member communities across four Bay Area counties: Contra Costa, Napa, Marin, and Solano. MCE customers are greening our electricity supply while helping invest in local energy programs.



Committed to Our Communities

As California's first Community Choice Agency (CCA), MCE was started by a community committed to environmental justice and clean energy. MCE is governed by a board of locally elected officials who reflect the interests of the communities they serve. As a not-for-profit public agency, our customers can influence our policies and programs through public meetings, ensuring that all people, regardless of race, color, national origin, or income, can influence the development of our agency. MCE has been committed to energy equity since our inception, working with our communities to advance equity through our programs and services.

Supporting our communities means taking a holistic look at how we can best support those who are most impacted by climate change and fossil fuels, economically as well as environmentally. MCE has approached this with our Sustainable Workforce and Diversity Policy that outlines our commitment to supporting the clean energy workforce in contracting for power resources, procuring goods and services, and implementing hiring initiatives. The policy calls for quality training, apprenticeship, and pre-apprenticeship programs; fair wages; and direct hiring practices that promote diversity in the workplace. MCE also supports workforce development training and career pathways by constructing local renewable projects, hiring local vendors, and implementing customer programs such as energy efficiency services and deployment of electric vehicle infrastructure.

INTRODUCTION

In addition to this program, MCE’s projects located in our service area include local hire and prevailing wage requirements. All projects built through MCE’s Feed-In Tariff (FIT) and FIT+ Installations must meet 50% local hire and prevailing wage requirements. These requirements, coupled with MCE project labor agreements increase access to jobs directly in the community, supporting the growth of a clean energy economy.

Community Reinvestments

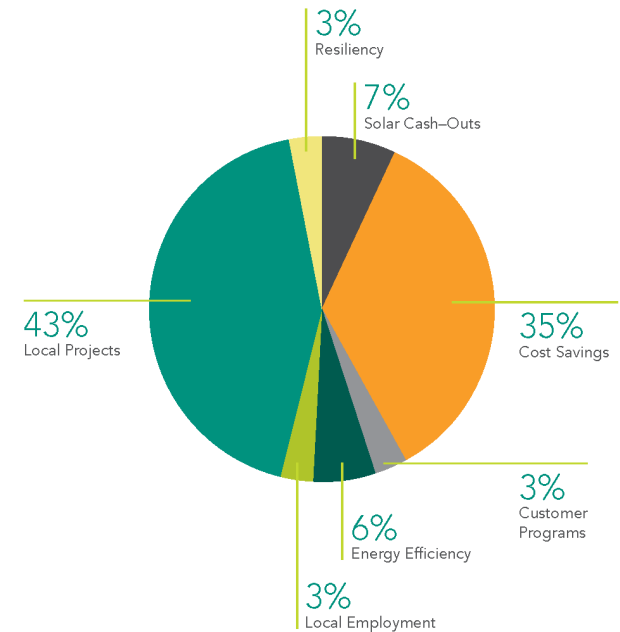
CCAs reinvest ratepayer dollars directly into our communities through projects and programs that provide support for local businesses, increase access to renewable energy services, and facilitate growth of green collar jobs. Proposition 209 limits MCE as a public agency from engaging in some activities associated with supplier diversity, but there is still much we can do to support our small, local and diverse businesses. Since our creation in 2010, MCE has reinvested an estimated \$180 million in our communities.

- Local renewable energy projects (\$81.6 million)
- Customer cost savings (\$68 million)
- Solar cash-outs and credits (\$12.8 million)
- Energy efficiency rebates (\$11.7 million)
- Energy resiliency investments (\$6.75 million)
- Customer programs and rebates (\$5.3 million)
- Local employment and vendor contracts (\$5.3 million)

MCE was created in 2010 by a community committed to doing better. As a community agency, we work side by side with the diverse communities across our service area to reduce greenhouse gas emissions while creating more equitable communities. MCE and our partners have reinvested over \$1.75 billion across the state, supported 5,000 jobs, developed 700 megawatts of new renewable energy, and eliminated over 340,000 metric tons of greenhouse gas emissions. As we step into our next decade of service, we are continuing our commitment to:

- Strengthening energy resilience in our communities
- Investing in decarbonizing our transportation and buildings
- Continuing to develop innovative community energy programs
- Ensuring that local workforce and diverse community benefits are anchored in all aspects of our work

MCE Reinvestment by Category



SECTION 9.1.1 – DESCRIPTION OF PROGRAM ACTIVITIES DURING THE PREVIOUS CALENDAR YEAR

MCE's Supplier Diversity Engagement Prior to 2020

Prior to 2020, MCE participated in various efforts to support Women, Minority, Disabled-Veteran, Lesbian, Gay, Bisexual, and Transgender Business Enterprises (WMDVLGBTBE). MCE is proud to have spoken as a panelist at three of the California Public Utilities Commission's (CPUC) last four Supplier Diversity en banc hearings. These hearings provided MCE with the opportunity to share insights into the challenges and opportunities available to CCAs, as local government agencies, to play a role in supplier diversity.

In 2018 MCE hosted our own Supplier Diversity Symposium in partnership with The Greenlining Institute and CalCCA in the City of Richmond. MCE's Supplier Diversity Symposium brought together elected officials, CCA suppliers, GO 156 certified businesses, and CPUC commissioners to learn about how CCAs foster diversity in our business practices and through our collective commitment to public-private partnerships in the energy sector.



2018 CPUC Supplier Diversity en banc, where MCE staff and Board members spoke on our achievements



A panel at MCE's 2018 Supplier Diversity Symposium hosted in partnership with The Greenlining Institute.

In 2018, MCE also worked with other community choice agencies to author CalCCA's "[Beyond Supplier Diversity Report](#)". The report examined the efforts CCAs were undertaking within the constraints of Proposition 209 and provided the basis for "[The Power of Power: Democratizing California's Energy Economy to Align with Environmental Justice Principles through Community Choice Aggregation](#)" (2020).

In 2019, MCE was proud to support SB 255, authored by Assemblymember Steve Bradford (D-Gardena), which promoted supplier diversity among CCAs and other electric service providers. While Proposition 209 limits the efforts CCAs can pursue toward strengthening our community economic development, we continue to innovate where possible.

SECTION 9.1.1 – DESCRIPTION OF PROGRAM ACTIVITIES DURING THE PREVIOUS CALENDAR YEAR

2020 External Activities

ANNUAL CERTIFY AND AMPLIFY WORKSHOP

MCE's Supplier Diversity efforts focus on economic development within our communities and support of local businesses. It is our goal to introduce, educate, and empower eligible local businesses to certify within the CPUC's General Order (GO) 156 program by increasing awareness about the Supplier Diversity Clearinghouse. Our primary focus for this strategy has been MCE's annual "Certify and Amplify" workshops. These workshops provide information to help local businesses certify and thereby amplify their networks, contracting opportunities, and capacity. In 2019, we invited representatives from the CPUC's Supplier Diversity Program and from the Supplier Diversity Clearinghouse to our Concord offices to present the steps needed to certify. In 2020, due to the shelter-in-place orders resulting from COVID-19, we shifted to virtual Certify and Amplify workshops.

The shift to a virtual workshop provided an opportunity to extend the invitation beyond our service area to businesses across the state. To complement our traditional engagement through local chambers of commerce and MCE's Community Power Coalition, we utilized the CalCCA working groups to ask other CCAs to share the registration link with businesses in their service areas. We received over 115 registrations from California businesses, as well as a handful of businesses from other states. Approximately 30 registrants were from MCE communities, 30 from areas served by other CCAs, and 30 from counties not served by a CCA.

MCE's Community Power Coalition

To ensure long-term partnerships to more deeply understand and address historic community inequities, MCE regularly convenes local agencies and organizations through the [Community Power Coalition](#). This Coalition is a collective powerhouse of advocates working on sustainability, environmental justice, and disadvantaged community issues through collaboration with local partners and open dialogue with our communities. In 2020, membership grew to 52 organizations, including 6 new members who are networked in demographically, linguistically, economically, or culturally diverse communities.



MCE's 2019 Community Power Coalition Workshop

SECTION 9.1.1 – DESCRIPTION OF PROGRAM ACTIVITIES DURING THE PREVIOUS CALENDAR YEAR

The 2020 speaker lineup represented various aspects of the Supplier Diversity Program, including:

- **California’s regulatory perspective:** Bezawit Dilgassa is the [Small Business Advocate and Liaison](#) at the CPUC. She advocates for small and diverse businesses and implements the CPUC’s Small and Diverse Business Programs.
- **Utility contracting perspective:** Lili Kwan is a Manager of [Supply Chain Responsibility](#) at PG&E and helps the company to achieve success in supplier diversity, environmental sustainability, and ethical supply chain management.
- **Consultant and connector perspective:** Teresa Davies has 20+ years of experience in the utility and clean energy industry, including at PG&E, Ecova, Inc, and San Diego Gas & Electric. A Navy veteran, Teresa is an Advisory Board Member for [Veteran Launch](#), a California Community Development Financial Institutions Fund providing Small Business Administration loans to qualified California small businesses owned by veterans and active-duty military personnel.
- **Local and certified business perspective:** Debbie Lamb is an award-winning marketing professional who owns and operates [Lamb Consulting](#). She recently certified as a woman-owned business in Solano County and currently serves as Board Chairperson for Griffin Technology Academies.



MCE’s 2020 annual Certify and Amplify Workshop hosted virtually.

Attendees interested in doing business with MCE were encouraged to fill out an interest form on [MCE's solicitation page](#). For more information on MCE’s contracting, see section "Collecting Supplier Diversity Data".

SECTION 9.1.1 – DESCRIPTION OF PROGRAM ACTIVITIES DURING THE PREVIOUS CALENDAR YEAR

SMALL DIVERSE BUSINESS EXPO

In December 2020, MCE's Community Equity Specialist, Justin Marquez, participated in the CPUC's "Virtual Small/Diverse Business Expo." MCE created an online [Whova](#) profile containing video and marketing materials focused on MCE's mission, business, and contracting opportunities. MCE's profile had 135 unique visitors to the site and, to date, has networked with approximately 10 businesses interested in learning more about MCE.

MCE first participated in the CPUC's Small Business Program Expo in 2018. In addition to hosting a table and providing an exhibit for attendees, MCE's Senior Power Procurement Manager, David Potovsky, offered a talk to participants about how CCAs can advance diverse procurement, energy efficiency and workforce development. For more information see page 25 of the [2018 CPUC report](#).

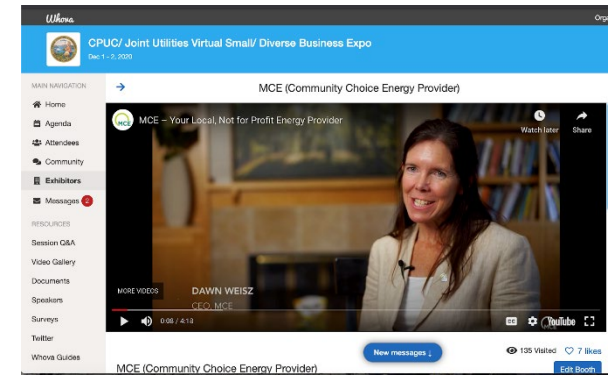
MCE PROGRAMS SUPPORTING SMALL, LOCAL, AND DIVERSE BUSINESSES

MCE's support for our local businesses has historically focused on our core mission of providing clean energy programs and services tailored to our communities' needs and priorities. Over the last ten years, MCE has built up a portfolio of customized program offerings designed to support sustainable business practices.

Energy Efficiency Bill Savings

MCE's Commercial Savings Program offers no-cost energy assessments, start-to-finish project management, and generous rebates for commercial customers, including our small local businesses.

MCE's Agricultural and Industrial Resource (AIR) Program offers technical assistance, procurement support, incentives, and ongoing feedback on performance for our agricultural and industrial business customers.



MCE's Whova profile for the 2020 CPUC "Virtual Small/Diverse Business Expo"



MCE's Exhibitor Booth at the 2018 CPUC Small Business Program Expo

SECTION 9.1.1 – DESCRIPTION OF PROGRAM ACTIVITIES DURING THE PREVIOUS CALENDAR YEAR

Electric Vehicle (EV) Rates and Rebates

MCE small and local businesses are eligible for EV charging rates that are specifically designed for sites with separately metered EV charging stations. The rates help businesses save money by combining a customizable monthly subscription charge with a time-of-use rate to save money.

MCE's EV program (MCEv) provides workplace and multifamily properties with a \$3,000 rebate per electric vehicle charging port for 2–20 charging ports, along with free technical assistance. This program offers an additional \$500 per charging port for charging stations that have opted up to Deep Green 100% renewable energy, encouraging our small and local businesses to decarbonize even faster.

Local Renewable Energy Development

MCE's Feed-In Tariff (FIT) and FIT Plus Programs offer one of the most competitively priced incentives for the development of small-scale renewable energy projects. These projects can include solar, wind, or biomass up to 5 megawatts, and contribute to a fossil-free energy future with our local businesses at the helm.

Oakley RV & Boat Storage

Before the City of Oakley joined MCE, owner Bob Hayworth was interested in expanding the 0.5-megawatt solar array at his facility to create an additional revenue stream. Bob encouraged the city to join MCE, so that he could participate in MCE's FIT Program, which makes smaller-scale projects like this more economically feasible. In 2018, the owner and solar developer Hayworth-Fabian, LLC was able to expand their solar carport shade structure in partnership with Baja Construction, making another megawatt of local renewable energy available to MCE customers.

1MW - Powering 300 Homes Each Year



Battery Energy Storage System (BESS) Financing and Installation Support

To minimize costs and increase the resiliency of our local businesses when the power goes out, MCE's Energy Storage Program connects eligible non-residential customers to the CPUC's Self-Generation Incentive Program, and then pairs them with an installer to assess and install a backup battery system.

SECTION 9.1.1 – DESCRIPTION OF PROGRAM ACTIVITIES DURING THE PREVIOUS CALENDAR YEAR

CAPACITY BUILDING FOR SMALL, LOCAL, AND DIVERSE BUSINESSES

Beyond these programs, MCE has several ongoing clean energy capacity building efforts for our local businesses. For example, MCE's Strategic Energy Management (SEM) Program helps commercial facilities implement energy management best practices to reduce energy usage by up to 15% annually through no- and low-cost savings opportunities. The effort includes training maintenance and operations employees in energy modeling.

MCE's PowerHour educational series is a recurring invitation-only event for local businesses, local government staff, key sustainability customers, and partners to learn about emerging topics in the electric power industry from experts and thought leaders. MCE launched PowerHour in February 2019 by sharing relevant, tailored content about cutting edge technology in the renewable energy and sustainability sectors. Previous PowerHours have provided insight and answered questions about transportation electrification, energy storage technologies, building electrification, and preparing to be more resilient.

MCE's Strategic Energy Management Program

"Being part of the SEM program supports MCC with the tools and resources we need ... to reduce our energy use. After realizing how significant air leaks affect our energy bills, we ... devise[d] a plan for finding and fixing our air leaks. We used part of the incentive money to buy an air leak detector and have already found dozens of leaks. We are looking forward to tackling them and seeing our energy bills go down." – Julia Post, [Multi-Color Corporation \(MCC\)](#)



MCE's Deep Green CHAMPIONS

MCE's [Deep Green Champions](#) program offers another opportunity for small businesses to reach their community. Benefits of enrolling in the program includes being featured on MCE's website and promotions on social media. When MCE is purchasing for our own needs, we first look within our Deep Green Champions program, to see if we can bolster our local businesses.

The [Rising Loafer Café and Bakery](#) joined MCE's Deep Green Champions program in 2016 when the City of Lafayette enrolled. The business is owned by Maria Gastelumendi, and her husband, Ahmed. Both are immigrants to the United States and highly committed to sustainable practices in their business including involvement in community gardens, and choosing 100% renewable electricity with MCE.



SECTION 9.1.1 – DESCRIPTION OF PROGRAM ACTIVITIES DURING THE PREVIOUS CALENDAR YEAR

SUPPORTING COMMUNITY ECONOMIC DEVELOPMENT

MCE supports economic development through investment in workforce programs and partnerships with diverse Chambers of Commerce, nonprofit organizations, and environmental groups working on equity issues. In MCE’s 2020-2021 fiscal year \$64,000 (42% of sponsorship dollars) were allocated to equity sponsorships including the 29% of MCE membership organizations defined as “equity memberships”. These 61 organizations must work in areas of Environmental Justice, Disadvantaged Community (as defined by the CPUC), POC Serving organization, Serving Low Income Communities, Youth Serving, or Older Adults. These organizations include:

- Hispanic Bay Area Chamber of Commerce, Bay Area
- Contra Costa Climate Leaders, Contra Costa County
- El Cerrito Chamber of Commerce, Contra Costa County
- Concord Chamber of Commerce, Contra Costa County
- Pittsburg Chamber of Commerce, Contra Costa County
- Richmond Chamber of Commerce, Contra Costa County
- San Pablo Chamber of Commerce, Contra Costa County
- Sustainable Contra Costa, Contra Costa County
- Environmental Forum of Marin, Marin County
- Marin Conservation League, Marin County
- Napa County Hispanic Chamber, Napa County
- Napa County Hispanic Network, Napa County
- Napa Valley Grape Growers, Napa County
- Puertas Abiertas, Napa County
- Solano Filipino American Chamber, Solano County
- Solano Hispanic Chamber, Solano County
- Travis Credit Union Foundation, Solano County
- Vallejo Chamber of Commerce, Solano County

MCE’s Workforce Education and Training Program

In 2020, MCE launched our [Workforce Education and Training Program](#) funded through a \$2.24 million award from the CPUC. The program’s multiagency partnership is focused on building a longer-term pipeline of green job opportunities in the energy efficiency sector. This is especially important in MCE’s frontline communities where the fossil fuel industry has been the main employer for generations of families.

MCE is focused on helping build labor skills that create pathways to stable, secure careers in the energy industry. These trainee-to-employee workforce programs and the “learn & earn” model are essential links in the just transition to a clean energy economy.

Workforce Development Achievements

\$440,000
reinvested

\$810,000
allocated to
local projects

2,250+
jobs hours and 60
people trained

Partners Include:



IBEW Local 302

SECTION 9.1.1 – DESCRIPTION OF PROGRAM ACTIVITIES DURING THE PREVIOUS CALENDAR YEAR

2020 Internal Activities

AGENCY POLICY AND CONTRACT LANGUAGE

MCE's mission to reduce energy-related greenhouse gas emissions is focused on decarbonizing and democratizing our electricity sector in the pursuit of a just transition to a clean energy economy. In order to achieve these goals, MCE's Board of Directors adopted a [Sustainable Workforce and Diversity Policy](#) in 2014 to help MCE flex our power of procurement. This policy focuses on fair compensation in our various procurements; development of local energy projects; quality workforce training; development of California jobs; workforce initiatives in low-income and disadvantaged businesses, sustainable businesses, Disabled-Veteran businesses, and LGBT-owned businesses.

In addition to our Sustainable Workforce and Diversity Policy, MCE's procurement contracting practices include policies to facilitate and encourage local economic development. MCE's FIT and FIT-Plus Programs support renewable energy projects up to 1 megawatt in size and include a prevailing wage and local hire requirement. Fifty percent of the construction work hours, including those by contractors and subcontractors, must be from permanent residents who live within the project site county. In addition, all employees on these projects must be paid at least prevailing wage in the locality as defined by the California Labor Code.

MCE Solar One



MCE Solar One is a 10.5 MW solar facility located on a brownfield of the Chevron refinery in Richmond. This project is particularly illustrative of the power of CCA procurement, since its strong emphasis on partnerships had a local hire requirement which sent a very strong market signal to the developers that this program needed to offer not only the benefits of clean energy but of clean jobs. By working with local training partner RichmondBUILD, MCE and partners were able to specifically target and train disadvantaged workers in preparation for the needed project construction labor. RichmondBUILD focuses on developing talent and skills in the high-growth, living-wage construction and renewable energy fields. All RichmondBUILD participants come from low-income households, 95% are people of color, and over 30% have previously been incarcerated.

SECTION 9.1.1 – DESCRIPTION OF PROGRAM ACTIVITIES DURING THE PREVIOUS CALENDAR YEAR

COMMUNICATING CURRENT AND UPCOMING CONTRACTING OPPORTUNITIES

Any business interested in working with MCE can provide their contact information and service type through [MCE's Solicitation page](#). This page includes the following five categories of business services that MCE typically contracts for:

- Public Affairs, Marketing and Creative or Event Production
- Energy Efficiency, Demand Response, Workforce Development, EVs, or EV Charging
- Non-Energy Related Services or Construction
- Technology and Analytics, Finance, or Human Resources
- Energy Industry or Procurement.

After indicating interest, a business is notified about relevant upcoming solicitations and opportunities to contract with MCE. After a contracting opportunity is formalized, MCE publicizes our Requests for Proposals, Requests for Offers, and Requests for Qualifications on this same webpage. To solicit a diverse range of responses, MCE also distributes these documents to an extensive list of recipients, including industry clearinghouses, local publications, and partner agencies. MCE posts all public solicitations on our website to ensure that materials are available to all interested parties.

COLLECTING SUPPLIER DIVERSITY DATA

In compliance with Proposition 209, MCE explicitly does not give preferential treatment to bidders based on race, sex, color, ethnicity, or national origin. MCE collects this information only after contracts are signed, and responses are kept separate from procurement decision makers, so that this information does not influence any current or future solicitation or selection processes. After a bid is accepted and a contract awarded, the selected contractor is sent an optional supplier diversity survey to collect data on their certification status and related efforts. MCE has attempted to collect voluntary supplier diversity and labor practice information from our suppliers since 2019.

Through this voluntary supplier diversity survey, we determined that MCE contracts with a number of vendors who are qualified to receive GO 156 certification but that have not yet gone through the process to do so. These twelve "qualified but not certified" vendors include additional representation of Minority Business Enterprises, Women Business Enterprises, and 8(a) qualifications. Services from these suppliers range from translation, printing, mailing, graphic design and website support, to staff benefits administration, customer program support, and local procurement. Together, they represented an additional \$3,342,878 in MCE expenditures.

SECTION 9.1.1 – DESCRIPTION OF PROGRAM ACTIVITIES DURING THE PREVIOUS CALENDAR YEAR

When asked why they hadn't yet become certified, many responded that their certification application is currently in progress or that they had not previously been aware of this certification. MCE plans to invite these vendors to the 2021 Certify & Amplify workshop to encourage them to be educated about the opportunity.

Additionally, in 2020 MCE contracted with several small businesses that are California-certified by the Department of General Services for a whole range of services, from security to landscaping and energy efficiency. The sum of these 2020 contracts was an additional \$497,065. However, these are not certified in any WMDVLGBTBE category, including the 8(a) small business category. As a public agency, MCE has more discretion to proactively engage "small, local, and diverse" businesses. MCE encourages the Commission to consider extending GO 156 eligibility to include California-certified small businesses as it continues to evolve this program.

MCE, through CalCCA, supported ACA 5 (2020), which placed on the November 2020 ballot a measure to repeal Prop 209. The legislature voted favorably, but the voters ultimately voted down the measure, meaning that governments in California are still prevented from considering race, sex or ethnicity when hiring employees and contracting. One effect of the November 2020 election is that certain barriers remain to achieving GO 156 goals and more generally to achieving greater racial, gender and ethnic equity in the state. In general, public agencies and local governments operate outside of GO 156 and set up processes and programs that comply with Prop 209, including a focus on small and local businesses, businesses operating in economically disadvantaged neighborhoods, and other community needs. As a result, there is a misalignment between the equity metrics captured by GO 156 and the metrics MCE and other CCAs are able to consider in our procurement.

SECTION 9.1.2 – SUMMARY OF PURCHASES

As public agencies, CCAs are prohibited by Proposition 209 from granting preferential treatment to an individual or group on the basis of race, sex, color, ethnicity, or national origin. As a result, MCE cannot pursue many of the strategies the investor-owned utilities (IOUs) have used to diversify their procurement, and our efforts have focused on supporting local small businesses. MCE sent a voluntary supplier diversity survey (Appendix A) to our vendors to collect data on certification status, barriers to certification, and their internal supplier diversity efforts. We received a relatively low response rate but look forward to building out our supplier engagement strategy to increase our response rate for future reports.

Using the same survey mentioned above, MCE collected partial subcontractor information from 2020 vendors. Unfortunately, these responses did not yield enough data to include in this report. MCE is working on refining our data collection tools and strategies to increase the 2021 survey response rate. Per direction from CPUC staff, when a vendor has more than one diverse certification, their spend is reported in a single category.

ANNUAL RESULTS BY ETHNICITY (SUMMARY OF PURCHASES)

		Direct	Sub	Total \$	%
Minority Male	Asian Pacific American	\$27,162	-	\$27,162	0.01%
	African American	-	-	-	-
	Hispanic American	-	-	-	-
	Native American	-	-	-	-
	Total Minority Male	-	-	-	-
Minority Female	Asian Pacific American	-	-	-	-
	African American	-	-	-	-
	Hispanic American	-	-	-	-
	Native American	-	-	-	-
	Total Minority Female	-	-	-	-
Total Minority Business Enterprise (MBE)		\$27,162	-	\$27,162	0.01%
Women Business Enterprise (WBE)		\$296,680	-	\$296,680	0.07%
Lesbian, Gay, Bisexual, Transgender Business Enterprise (LGBTBE)		-	-	-	-
Disabled Veteran Business Enterprise (DVBE)		-	-	-	-
Other 8(a)*		-	-	-	-
TOTAL WMDVLGBTBE		\$323,842	-	\$323,842	0.08%
Net Procurement**		\$414,628,312			

NOTE: * FIRMS CLASSIFIED AS 8(a) OF SMALL BUSINESS ADMINISTRATION INCLUDES NON-WMDVLGBTBE
 ** NET PROCUREMENT INCLUDES PURCHASE ORDER, NON-PURCHASE ORDER, AND CREDIT CARD DOLLARS
 Direct - DIRECT PROCUREMENT
 Sub - SUBCONTRACTOR PROCUREMENT

% - PERCENTAGE OF NET PROCUREMENT

SECTION 9.1.2 – SUMMARY OF PURCHASES

DIRECT PROCUREMENT BY PRODUCT AND SERVICE CATEGORY

			Products		Services		Total	
			\$	%	\$	%	\$	%
Minority Male	Asian Pacific American	Direct	-	-	\$27,162	0.08%	\$27,162	0.01%
	African American	Direct	-	-	-	-	-	-
	Hispanic American	Direct	-	-	-	-	-	-
	Native American	Direct	-	-	-	-	-	-
	Total Minority Male	Direct	-	-	-	-	-	-
Minority Female	Asian Pacific American	Direct	-	-	-	-	-	-
	African American	Direct	-	-	-	-	-	-
	Hispanic American	Direct	-	-	-	-	-	-
	Native American	Direct	-	-	-	-	-	-
	Total Minority Female	Direct	-	-	-	-	-	-
Total Minority Business Enterprise (MBE)		Direct	-	-	\$27,162	0.08%	\$27,162	0.01%
Women Business Enterprise (WBE)		Direct	-	-	\$296,680	0.89%	\$296,680	0.07%
Lesbian, Gay, Bisexual, Transgender Business Enterprise (LGBTBE)		Direct	-	-	-	-	-	-
Disabled Veteran Business Enterprise (DVBE)		Direct	-	-	-	-	-	-
Other 8(a)*		Direct	-	-	-	-	-	-
TOTAL WMDVLGBTBE		Direct	-	-	\$323,842	0.97%	\$323,842	0.08%
Total Product Procurement			\$381,344,792					
Total Service Procurement			\$33,283,520					
Net Procurement**			\$414,628,312					
Total Number of WMDVLGBTBEs that Received Direct spend			5					

NOTE: * FIRMS CLASSIFIED AS 8(a) OF SMALL BUSINESS ADMINISTRATION INCLUDES NON-WMDVLGBTBE
 ** NET PROCUREMENT INCLUDES PURCHASE ORDER, NON-PURCHASE ORDER, AND CREDIT CARD DOLLARS
 Direct - DIRECT PROCUREMENT
 Sub - SUBCONTRACTOR PROCUREMENT
 % - PERCENTAGE OF NET PROCUREMENT

SECTION 9.1.2 – SUMMARY OF PURCHASES

SUBCONTRACTOR PROCUREMENT BY PRODUCT AND SERVICE CATEGORIES

			Products		Services		Total	
			\$	%	\$	%	\$	%
Minority Male	Asian Pacific American	Direct	-	-	-	-	-	-
	African American	Direct	-	-	-	-	-	-
	Hispanic American	Direct	-	-	-	-	-	-
	Native American	Direct	-	-	-	-	-	-
	Total Minority Male	Direct	-	-	-	-	-	-
Minority Female	Asian Pacific American	Direct	-	-	-	-	-	-
	African American	Direct	-	-	-	-	-	-
	Hispanic American	Direct	-	-	-	-	-	-
	Native American	Direct	-	-	-	-	-	-
	Total Minority Female	Direct	-	-	-	-	-	-
Total Minority Business Enterprise (MBE)		Direct	-	-	-	-	-	-
Women Business Enterprise (WBE)		Direct	-	-	-	-	-	-
Lesbian, Gay, Bisexual, Transgender Business Enterprise (LGBTBE)		Direct	-	-	-	-	-	-
Disabled Veteran Business Enterprise (DVBE)		Direct	-	-	-	-	-	-
Other 8(a)*		Direct	-	-	-	-	-	-
TOTAL WMDVLGBTBE		Direct	-	-	-	-	-	-
Total Product Procurement			\$381,344,792					
Total Service Procurement			\$33,283,520					
Net Procurement**			\$414,628,312					

NOTE: * FIRMS CLASSIFIED AS 8(a) OF SMALL BUSINESS ADMINISTRATION INCLUDES NON-WMDVLGBTBE
 ** NET PROCUREMENT INCLUDES PURCHASE ORDER, NON-PURCHASE ORDER, AND CREDIT CARD DOLLARS
 Direct - DIRECT PROCUREMENT
 Sub - SUBCONTRACTOR PROCUREMENT
 % - PERCENTAGE OF NET PROCUREMENT

SECTION 9.1.2 – SUMMARY OF PURCHASES

PROCUREMENT BY STANDARD INDUSTRIAL CATEGORY (SIC)

SIC Category		Asian Pacific American		African American		Hispanic American		Native American		Minority Business Enterprise (MBE)	Women Business Enterprise (WBE)	Lesbian, Gay, Bisexual, Transgender Business Enterprise (LGBTBE)	Disabled Veterans Business Enterprise (DVBE)	Other 8(a)**	Total WMDVLGBTBE	Total Dollars
		Male	Female	Male	Female	Male	Female	Male	Female							
SIC 8111 – Legal Services	\$	-	-	-	-	-	-	-	-	-	\$67,581	-	-	-	\$67,581	\$1,092,674
	%	-	-	-	-	-	-	-	-	-	6%	-	-	-	6%	-
SIC 2752 – Commercial Printing, Lithographic	\$	-	-	-	-	-	-	-	-	-	\$191,216	-	-	-	\$191,216	\$331,697
	%	-	-	-	-	-	-	-	-	-	58%	-	-	-	58%	-
SIC 8742 – Marketing Consulting	\$	-	-	-	-	-	-	-	-	-	\$37,883	-	-	-	\$37,883	\$324,870
	%	-	-	-	-	-	-	-	-	-	12%	-	-	-	12%	-
SIC 7336 – Commercial Art and Graphic Design	\$	\$27,162	-	-	-	-	-	-	-	\$27,162	-	-	-	-	\$27,162	\$47,217
	%	58%	-	-	-	-	-	-	-	58%	-	-	-	-	58%	-
Total	\$	\$27,162	-	-	-	-	-	-	-	\$27,163	\$296,681	-	-	-	\$323,842	\$1,796,458
	%	58%	-	-	-	-	-	-	-	58%	17%	-	-	-	18%	-

Total Product Procurement	\$381,344,792
Total Service Procurement	\$33,283,520
Net Procurement***	\$414,628,312

NOTE: * FIRMS WITH MULTI MINORITY OWNERSHIP STATUS
 ** FIRMS CLASSIFIED AS 8(a) OF SMALL BUSINESS ADMINISTRATION INCLUDES NON-WMDVLGBTBE
 *** NET PROCUREMENT INCLUDES PURCHASE ORDER, NON-PURCHASE ORDER, AND CREDIT CARD DOLLARS
 TOTAL DOLLARS – TOTAL PROCUREMENT DOLLAR AMOUNT IN THE SPECIFIC SIC CATEGORY
 % - PERCENTAGE OF TOTAL DOLLARS

SECTION 9.1.2 – SUMMARY OF PURCHASES

DESCRIPTION OF PARTIES WITH CALIFORNIA MAJORITY WORKFORCE

In order to gather general information on vendor's workforce from California, MCE included questions about workforce and location in the survey described. The majority (77%) of survey respondents are headquartered in California. 11% of survey respondents reported a majority California workforce with an additional 11% sourcing only from within MCE's four county footprint, totaling 22% of respondents using California labor.

All of MCE's GO 156 certified suppliers depend on a majority of California workforce for their business. Three of the five actually are sole proprietors of their business, having no employees. One mentioned that the COVID-era adjustments allowed for one of her staff to work remotely from out of state, but for the most part, all of the workforce for all of our certified suppliers are based in California.

MCE'S GO 156 SUPPLIERS


Elizabeth Kelly



[Elizabeth \(Beth\) Kelly](#) works with MCE as outside legal counsel and has served in the legal community for over a decade as general counsel, law partner, California Public Utilities Commission (CPUC) practitioner and start-up pioneer. Beth has a passion for serving clients and building stronger communities. She was one of the three-staff team that launched MCE, the first community choice aggregator (CCA) and third-largest municipally governed electric enterprise in California. She served as MCE's General Counsel for MCE from its formation through its growth to a \$380 million per year operation serving customers with clean energy choices.

Calitho

[Calitho](#), a full-service printing company located in Concord, CA, provides MCE with printing services. Calitho was established in 1985 and provides expert services to their clients from printing and packaging, to display and logistics. Calitho is a certified Women's Business Enterprise led by President and CEO Mardjan Taheripour. Her background in design and customer service marries beautifully with that of her husband, Bahman, an engineer with 30 years of operational expertise, and Thor Grossen, who leads Calitho's team of on-the-ground managers. Collectively, they boast more than seven decades of printing experience. Calitho is also committed to sustainability. Their printing presses are designed specifically to reduce their environmental impact, using 80% less energy than more traditional systems and emitting zero VOC's into the environment.



SECTION 9.1.2 – SUMMARY OF PURCHASES

John Lomibao Design

Spike Lomibao, owner of [John Lomibao Design](#), a certified minority- (MBE) and LGBT- (LGBTBE) owned business enterprise in California. He is an enthusiastic, good-humored design entrepreneur, with a track record of helping build compelling visual stories and brand experiences for mission-driven organizations and companies. Spike has an MBA in Sustainable Management from Presidio Graduate School. His passion is bringing creative, critical thinking, and technical skills into collaborations that seek to realize effective brand and marketing strategy development. Spike provides MCE with professional design services.



Lamb Consulting

Debbie Lamb, owner of [Lamb Consulting](#), provides MCE with website project management and marketing consulting services. A Vallejo resident for 20 years, she has been operating her own marketing consulting firm for the last 15 years and has a for a wide variety of clients, specializing in helping small businesses and nonprofit organizations. Previously, Debbie spent 12 years at Comcast in marketing management. She is on the board of directors for a group of charter schools in Vallejo and is originally from Ohio.

SEI



[SEI](#) is an environmental nonprofit, building leaders to drive sustainability solutions. For over 20 years, SEI has partnered with schools, communities, and businesses to develop a sustainability leadership pathway from elementary school to early career. Our flagship programs educate and empower students and emerging professionals to create thriving, resilient communities. MCE and SEI partner on MCE's Workforce Education and Training Program, which you can learn more about on page 12 of this report.

SECTION 9.1.3 – PROGRAM EXPENSES

Expense Category	Year (Actual)
Wages	\$30,156
Other Employee Expenses	\$0
Program Expenses	\$0
Reporting Expenses	\$0
Training	\$0
Consultants	\$0
Other	\$0
Total	\$30,156

SECTION 9.1.5 – DESCRIPTION OF PRIME CONTRACTOR UTILIZATION OF CERTIFIED SUBCONTRACTORS

In part due to the relatively small nature of MCE’s typical vendors for services, we received few responses for subcontractor data through the survey. However, there were some noteworthy mentions of subcontractors who "qualified [for GO 156] but are not yet certified" and others from larger vendors who even reported on their own diverse supplier goals. Examples:

- CLEAResult is committed to the promotion of Diverse Business Enterprises (DBE's) through their 20-in-20 campaign, aiming to procure 20% of their total goods and services from certified businesses within 2020.
- "In 2020, "diverse" subcontractors accounted for 19.3% of all AIQUEOUS expenses and for 30.4% of all non-payroll expenses. They have a goal to maintain 30% spend of all non-payroll expenses and to establish a target for all subcontractor and software expenses."
- "Orrick has a long-standing commitment to diversity, equity and inclusion. We believe it is not only a moral imperative but is also essential to the sustainability of our firm and our profession. Without diverse perspectives on our team, it would be impossible for us to give forward-thinking advice to the world’s most innovative companies. We established our Diversity, Equity & Inclusion program 30 years ago—and we seek to continually improve it."

We look forward to learning more about how to improve our data collection processes to understand the impact this spend has on our certified subcontractor base.

SUMMARY OF PRIME CONTRACTOR UTILIZATION OF CERTIFIED SUBCONTRACTORS

As this is MCE’s first year of reporting, the results here should be considered a baseline. We look forward to demonstrating progress from this baseline in future reports

	Minority Male	Minority Female	Minority Business Enterprise (MBE)	Women Business Enterprise (WBE)	Lesbian, Gay, Transgender Business Enterprise (LGBTBE)	Disable Veterans Business Enterprise (DVBE)	Other 8(a)*	TOTAL WMDVLGBTBE
Direct \$	-	-	-	-	-	-	-	-
Subcontracting \$	-	-	-	-	-	-	-	-
Total \$	-	-	-	-	-	-	-	-
Direct %	-	-	-	-	-	-	-	-
Subcontracting %	-	-	-	-	-	-	-	-
Total %	-	-	-	-	-	-	-	-
Net Procurement**		\$414,628,312						

NOTE: * FIRMS CLASSIFIED AS 8(a) OF SMALL BUSINESS ADMINISTRATION INCLUDES NON-WMDVLGBTBE
 *** NET PROCUREMENT INCLUDES PURCHASE ORDER, NON-PURCHASE ORDER, AND CREDIT CARD DOLLARS
 % - PERCENTAGE OF NET PROCUREMENT
 Direct – DIRECT PROCUREMENT
 Sub – SUBCONTRACTOR PROCUREMENT

SECTION 9.1.6 – A LIST, DESCRIPTION, AND STATUS OF COMPLAINTS

MCE has received no WMDVLGBTBE complaints.

SECTION 9.1.9 – POWER PROCUREMENT

Of MCE's \$414M 2020 budget, 92% went toward goods and only 8% went toward services. This is typical of a CCA budget. In general, the grand majority of a CCA's budget goes into the purchase of power, a sector historically lacking diversity. The entirety of MCE's WMDVLGBTBE spend was in the services category, a significantly smaller portion of the overall budget. Despite participating in GO 156 for over thirty years, most of the diverse spend the IOUs report on are for nonpower procurement expenditures. However, this sector is the core function of MCE's business. The following table depicts annual power product results by ethnicity and WMDVLGBTBE certification in millions of dollars. For this report, MCE has included the 2020 Resource Adequacy (RA) costs as non-renewable, despite having received some renewable RA through our Power Purchase Agreements. This is because, unfortunately, there is no way to associate a dollar amount with the renewable RA product we receive under these contracts.

Product ¹	Unit	Results by Ethnicity & Gender												Results by WMDVLGBTBE Certification						Total WMDVLGBTBE Procurement Spend ³	Total Procurement Spend						
		Asian Pacific American			African American			Hispanic American			Native American			Minority Business Enterprise (MBE)	Women Business Enterprise (WBE)	Lesbian, Gay, Bisexual, Transgender Business Enterprise (LGBTBE)	Disabled Veterans Business Enterprise (DVBE)	Other 8(a) ⁶	Subcontracting Total								
		Male	Female	Total	Male	Female	Total	Male	Female	Total	Male	Female	Total	Total	Total	Total	Total	Total	Total								
Power Purchased	Renewable Power Products Direct	\$	-	-	-	-	-	-	-	-	-	-	-	-	-	-	-	-	-	-	-	-	-	-	\$72,595,260		
		%	-	-	-	-	-	-	-	-	-	-	-	-	-	-	-	-	-	-	-	-	-	-	-	-	
		\$ ²	-	-	-	-	-	-	-	-	-	-	-	-	-	-	-	-	-	-	-	-	-	-	-	\$69,670,999	
		% ²	-	-	-	-	-	-	-	-	-	-	-	-	-	-	-	-	-	-	-	-	-	-	-	-	
	Non-Renewable Products Direct	Physical	\$	-	-	-	-	-	-	-	-	-	-	-	-	-	-	-	-	-	-	-	-	-	-	\$53,596,520	
			%	-	-	-	-	-	-	-	-	-	-	-	-	-	-	-	-	-	-	-	-	-	-	-	-
Fuels for Generation	Diesel Direct	\$	-	-	-	-	-	-	-	-	-	-	-	-	-	-	-	-	-	-	-	-	-	-	-	-	
		%	-	-	-	-	-	-	-	-	-	-	-	-	-	-	-	-	-	-	-	-	-	-	-	-	
	Nuclear Direct	\$	-	-	-	-	-	-	-	-	-	-	-	-	-	-	-	-	-	-	-	-	-	-	-	-	
		%	-	-	-	-	-	-	-	-	-	-	-	-	-	-	-	-	-	-	-	-	-	-	-	-	
	Natural Gas Direct	Physical	\$	-	-	-	-	-	-	-	-	-	-	-	-	-	-	-	-	-	-	-	-	-	-	-	-
			%	-	-	-	-	-	-	-	-	-	-	-	-	-	-	-	-	-	-	-	-	-	-	-	-
Post 2021	SubTotal of Columns ²	\$	-	-	-	-	-	-	-	-	-	-	-	-	-	-	-	-	-	-	-	-	-	-	-	\$123,267,519	
	Subtotal % of Total Procurement Spend	%	-	-	-	-	-	-	-	-	-	-	-	-	-	-	-	-	-	-	-	-	-	-	-	Overall WMDVLGBTBE % 0.0%	
ALL	SubTotal of Columns ⁴	\$	-	-	-	-	-	-	-	-	-	-	-	-	-	-	-	-	-	-	-	-	-	-	-	\$126,191,780	
	SubTotal % of Total Procurement Spend	%	-	-	-	-	-	-	-	-	-	-	-	-	-	-	-	-	-	-	-	-	-	-	-	Overall WMDVLGBTBE % 0.0%	

1 Excludes purchases from the CAISO, IOUs, utilities, Federal and State entities, Municipalities and cooperatives

2 Includes only long-term power procurement commitments after June 6, 2011 or as a result of RFOs after June 6, 2011

3 Total WMDVLGBTBE spend does not include pre-COD subcontracting values

4 Includes all power procurement commitments

5 Firms with multi-minority ownership status

6 Firms classified as 8(a) by the Small Business Administration includes non-WMDVLGBTBE

% - percentages calculated by the Row Category Total Procurement Spend

SECTION 9.1.11 – FUEL PROCUREMENT

MCE does not purchase liquid fuels.

SECTION 10.1.2 – A DESCRIPTION OF PROGRAM ACTIVITIES PLANNED FOR THE NEXT CALENDAR YEAR

In our pursuit of supporting our small, local, and diverse businesses, MCE looks forward to continuing to grow upon the programs, policies, and efforts outlined in this report. Of particular interest is the sustained engagement and expansion of our current plans that support our business community. Of particular note, in 2021:

- **MCE will host a 2021 Certify & Amplify workshop.** As we did in 2020, MCE will disseminate this invitation through our sister agency channels. This way, we will access a larger network of small and diverse businesses to increase familiarity and knowledge of the GO 156 Supplier Diversity Program. Given the 2020 responses from vendors who qualify for GO 156 certification but are not yet certified, MCE plans to invite all 2021 vendors to the upcoming Certify & Amplify workshop to encourage eligible participants to become educated about the opportunity. We will explicitly invite the vendors who self-identified as “qualified but not certified” in the 2020 survey.
- **MCE’s Deep Green Champions Program** will continue to support local businesses. We will promote them on social media and provide opportunities to be featured in blog content that will highlight the unique benefits of their business offerings to customers.
- **MCE’s FIT and FIT+ Programs** will continue to have a 50% local hire and prevailing wage requirements. Next year, this program is anticipated to bring five more local solar projects (totaling 9 megawatts) online, incentivizing more small-scale renewable energy development within our communities.
- **MCE will continue to refine our data collection practices,** to discuss lessons learned during 2020, and to adjust our strategy accordingly. A report on our 2021 activities will be submitted in 2022.
- **In 2021, MCE will adjust our protocol for dissemination of Requests for Qualifications, Requests for Proposals, and requests for Offers** by educating relevant staff on how to search the Supplier Diversity Clearinghouse with appropriate key words in order to identify additional potential vendors. This will allow them to generate a list of certified suppliers to invite to bid, thereby increasing the potential of GO 156 certified bids.

SECTIONS NOT APPLICABLE TO CCAS

SECTION 9.1.4: DESCRIPTION OF PROGRESS IN MEETING OR EXCEEDING SET GOALS AND AN EXPLANATION WHY GOALS ARE NOT MET

SECTION 9.1.7: A DESCRIPTION OF EFFORTS MADE TO RECRUIT WMDVLGBTBE SUPPLIERS IN UNDERUTILIZED AND HIGHLY TECHNICAL CATEGORIES

SECTION 10.1.1: WMDVLGBTBE ANNUAL SHORT-, MID, AND LONG-TERM GOALS BY PRODUCT AND SERVICE CATEGORY

SECTION 10.1.3: PLANS FOR RECRUITING WMDVLGBTBE SUPPLIERS IN UNDERUTILIZED CATEGORIES

SECTION 10.1.4: PLANS FOR RECRUITING WMDVLGBTBE SUPPLIERS IN CURRENTLY UNAVAILABLE AREAS

SECTION 10.1.5: PLANS FOR ENCOURAGING PRIME CONTRACTORS TO SUBCONTRACT WITH WMDVLGBTBE SUPPLIERS

SECTION 10.1.6: PLANS FOR COMPLYING WITH THE WMDVLGBTBE PROGRAM GUIDELINES ESTABLISHED BY THE COMMISSION AS REQUIRED BY PUBLIC UTILITIES CODE §8283(C)

NUMBER OF CERTIFIED SUPPLIERS AND REVENUE REPORTED TO THE CLEARINGHOUSE

This table is not required as part of the GO 156 annual reports but is included as a separate, additional report submitted alongside the annual report as directed by D.06-11-028. MCE collected the below data directly from our certified vendors. These numbers are self-reported.

Data on Number of Suppliers												
#WMDVLGBTBEs	Revenue Reported to CHS						Utility-Specific [Year] Summary					
	MBE	WBE	LGBTBE	DVBE	Other 8(a)*	Grand Total	MBE	WBE	LGBTBE	DVBE	Other 8(a)*	Grand Total
Under \$1 Million	1	2	-	-	-	3	1	2	-	-	-	3
Under \$5 Million	-	1	-	-	-	1	-	1	-	-	-	1
Under \$10 Million	-	-	-	-	-	-	-	-	-	-	-	-
Above \$10 Million	-	1	-	-	-	1	-	1	-	-	-	1
Total	1	4	-	-	-	5	1	4	-	-	-	5

Revenue and Payment Data												
#WMDVLGBTBEs	Revenue Reported to CHS						Utility-Specific [Year] Summary					
	MBE	WBE	LGBTBE	DVBE	Other 8(a)*	Grand Total	MBE	WBE	LGBTBE	DVBE	Other 8(a)*	Grand Total
Under \$1 Million	\$39,141	\$55,000	-	-	-	\$94,141	\$38,935	\$218,000	-	-	-	\$256,935
Under \$5 Million	-	\$4,681,359	-	-	-	\$4,681,359	-	\$4,957,279	-	-	-	\$4,957,279
Under \$10 Million	-	-	-	-	-	-	-	-	-	-	-	-
Above \$10 Million	-	\$19,650,000	-	-	-	\$19,650,000	-	\$19,650,000	-	-	-	\$19,650,000
Total	\$39,141	\$24,386,359	-	-	-	\$24,425,500	\$38,935	\$24,825,279	-	-	-	\$24,864,214

APPENDIX A – MCE'S VOLUNTARY SUPPLIER DIVERSITY SURVEY



MCE Supplier Diversity Survey

Please note that not all questions may apply to your business. For the questions that do not apply, please skip them or answer "not applicable."

*Pursuant to Proposition 209, MCE does not give preferential treatment based on race, sex, color, ethnicity, or national origin. Providing information in these categories is optional and will not impact the selection process. Responses are collected for informational and reporting purposes only pursuant to Senate Bill (SB) 255.

* Required

Email address *

Your email _____

Business Name *

Your answer _____

Where is your business located/headquartered?

Your answer _____


Is your business certified under General Order 156 (GO 156)?

General Order 156 (GO 156) is a California Public Utilities Commission ruling that requires utility entities to report annually on their contracts with majority women-owned, minority-owned, disabled veteran-owned and LGBT-owned business enterprises (WMDVLGBTBEs) in all categories. Qualified businesses become GO 156 Certified through the CPUC and are then added to the GO 156 Clearinghouse database at www.thesupplierclearinghouse.com

- Yes
- No
- Qualified as a WMDVLGBTBE but not GO 156 Certified

If certified, when does your certification expire?

Date

mm/dd/yyyy 

If you answered "yes" or "qualified but not certified", under which categories? Please choose all that apply.

*Pursuant to Proposition 209, MCE does not give preferential treatment based on race, sex, color, ethnicity, or national origin. Providing information in these categories is optional and will not impact the selection process.

- Minority Owned
- Woman owned
- LGBT owned
- Disabled Veteran Owned
- Other 8(a) (found to be disadvantaged by the US Small Business Administration)

If a minority-owned business enterprise, certified or qualified as which of the following?

*Pursuant to Proposition 209, MCE does not give preferential treatment based on race, sex, color, ethnicity, or national origin. Providing information in these categories is optional and will not impact the selection process.

- African American
- Asian American
- Hispanic American
- Native American

Please list the Standardized Industrial Code (SIC) of the products and services contracted for. Reference sheet, here: https://www.mcecleanenergy.org/wp-content/uploads/2020/12/MCE_SIC_Commodity_Codes.pdf

Your answer _____

If certified, please list a) your business's annual revenue as reported to the Supplier Clearinghouse and b) what was your revenue last year?

Your answer _____

APPENDIX A – MCE'S VOLUNTARY SUPPLIER DIVERSITY SURVEY

If your business is qualified but not GO 156 certified, please explain why your business has not gone through the certification process.

Your answer _____

If your business used GO 156 certified subcontractors for your MCE contract, please include a list of their business names, if their subcontract was for products or services, and their subcontract amount.

Example: Electrical Design Technology, Inc; products (batteries); \$100,000. If MCE is audited, we'll ask you for demonstration that subcontractor payments have occurred, such as a canceled check, bank statement, etc.

Your answer _____

If applicable, please describe any hiring targets your business has for minority-owned, women-owned, LGBTQ-owned, or disabled veteran-owned subcontractors.

Your answer _____

Does your business have a history of using apprenticeship programs, local-hires, union labor, or multi-trade project labor agreements?

Local hires can be defined as labor sourced from within MCE's service area which includes the cities and towns of Benicia, Concord, Danville, El Cerrito, Lafayette, Martinez, Moraga, Oakley, Pinole, Pittsburg, Richmond, San Pablo, San Ramon, and Walnut Creek as well as Marin County, Napa County, unincorporated Contra Costa County, and unincorporated Solano County.

- Yes, apprenticeship programs in this recent contract with MCE
- Yes, local labor in this recent contract with MCE
- Yes, union labor in this recent contract with MCE
- Yes, multi-trade PLA in this recent contract with MCE
- Yes, apprenticeship programs but not in this contract with MCE
- Yes, history of local hire but not in this contract with MCE
- Yes, history of union labor but not in this contract with MCE
- Yes, history of multi-trade PLA but not in this contract with MCE

- Majority of workforce is California-based, but not local to MCE service area
- None of the above
- Not applicable

If you answered yes, please describe your history with labor agreements, union labor, multi-trade labor, apprenticeship labor, or how many local workers/businesses you employ for your contract with MCE.

Your answer _____

Does your business pay workers prevailing wage rates or the equivalent?

Prevailing wage in California is required by state law for all workers employed on public works projects and determined by the California Department of Industrial Relations according to the type of work and location of the project. To see the latest prevailing wage rates, go to www.dir.ca.gov/PUBLIC-Works/Prevailing-Wage.html

- Yes, including for this contract with MCE
- Yes, but not for this contract with MCE
- No
- Not applicable

Is there anything else you'd like to add? If you'd like for us to promote your survey participation on our social media, please include your handles here.

Your answer _____

Pursuant to Proposition 209, MCE does not give preferential treatment based on race, sex, color, ethnicity, or national origin. Providing information in these categories is optional and will not impact the selection process. Responses are collected for informational and reporting purposes only pursuant to Senate Bill (SB) 255.

Send me a copy of my responses.

Submit

Never submit passwords through Google Forms.



SUSTAINABLE WORKFORCE AND DIVERSITY POLICY: 011

It is a priority interest of MCE to support sustainable workforce opportunities, local economic sustainability, and diversity inclusion through contracting for power resources, procuring goods and services, and implementing hiring initiatives within a framework of competitive service and the promotion of renewable energy, customer programs, and greenhouse gas reduction.

1. MCE will facilitate and encourage diversity and a sustainable workforce through its support for:
2. Fair compensation in direct hiring, renewable development projects, customer programs, and procurement services;
3. Development of locally generated renewable energy within the MCE service area;
4. Direct use of union members from multiple trades;
5. Quality training, apprenticeship, and pre-apprenticeship programs
6. Direct use of businesses local to the MCE service area
7. Development of California based job opportunities
8. Business and workforce initiatives located in low-income and disadvantaged communities;
9. Direct use of Disabled Veteran-owned Business Enterprises (DVBE) and LGBT-owned Business Enterprises (LGBTBE);
10. Direct use of green and sustainable businesses; and
11. Use of direct hiring practices that promote diversity in the workplace.

Est 2018