



Report to the California Public Utilities Commission

2017 Report and 2018 Plan for Woman-
Owned, Minority-Owned, and Disabled
Veteran-Owned Procurement

Table of Contents

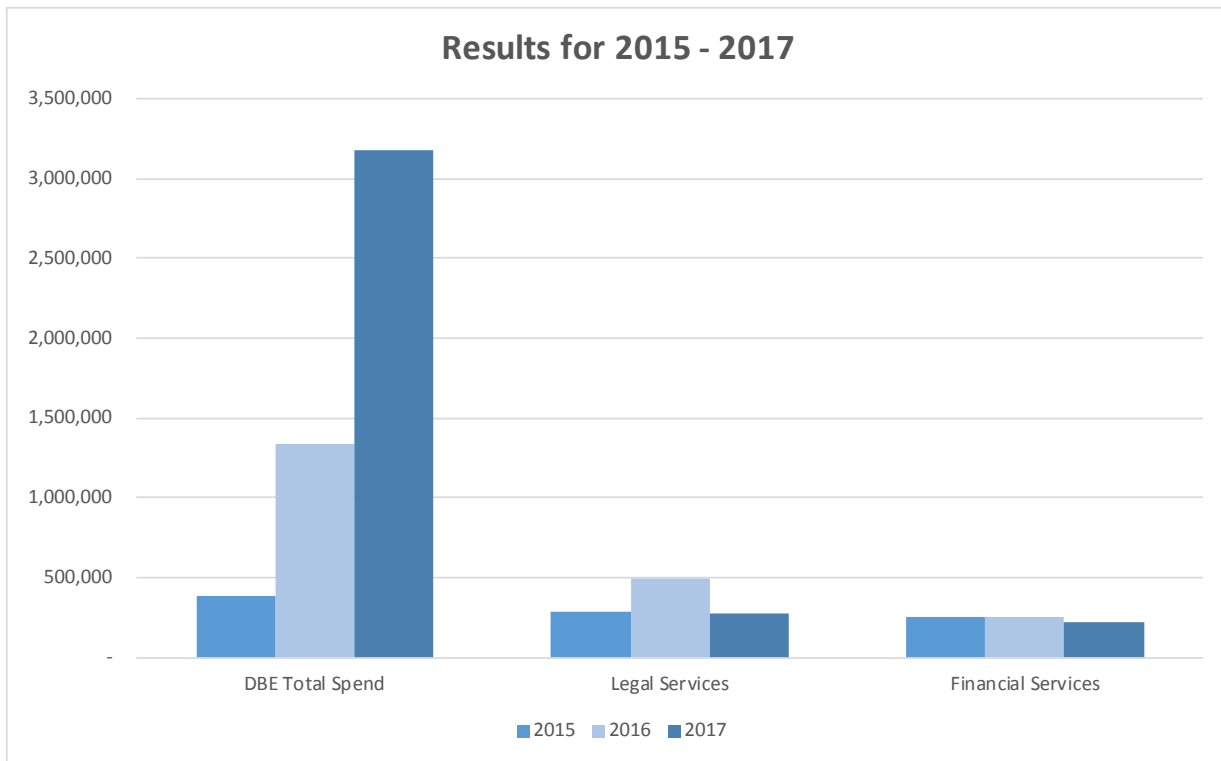
Executive Summary	2
Introduction.....	4
2017 Annual Report.....	5
9.1.1 Internal & External Activities	5
Internal Activities.....	5
External Activities	6
9.1.2 Statistical Reports/Summary of Purchases	7
9.1.3 Itemization of WMDVLGBTBE Program Expenses	13
9.1.4 Progress in Meeting or Exceeding Set Goals	14
9.1.5 Summary of Prime Contractor Utilization of WMDVLGBTBE Subcontractors	16
9.1.6 WMDVLGBTBE Complaints Received	18
9.1.7 Recruitment Efforts in Underutilized Areas	19
Legal Services Billed in 2017.....	19
Financial Services Billed in 2017.....	20
Compliance Services Billed in 2017	21
9.1.11 WMDVLGBTBE Fuel Procurement	22
2017 Annual Plan.....	23
10.1.1 WMDVLGBTBE Short-, Mid-, and Long-Term Goals	23
2018 Strategic Program Goals.....	23
10.1.2 Planned Program Activities	24
Planned External Activities	24
Planned Internal Activities.....	24
10.1.3 Recruitment Plans	26
10.1.4 Plans Recruiting WMDVLGBTBE Suppliers	27
10.1.5 Planned Subcontracting Opportunities	28
10.1.6 Program Compliance	29

Executive Summary

Trans Bay Cable LLC (“TBC”) respectfully submits its 2017 Annual Report and 2018 Annual Plan for the Utility Supplier Diversity Program, in compliance with the requirements of California Public Utilities Commission (“CPUC” or “Commission”) General Order No. 156 (“GO 156”). This Annual Report describes the program activities and results TBC achieved for the period of January 1, 2017, through December 31, 2017. The Annual Plan describes TBC’s anticipated and planned activities for the period of January 1, 2018, through December 31, 2018.

Key spending and accomplishment areas in 2017:

- **Total Spend** – The total for WMDVLGBTBE (as later defined) spend increased from \$1,330,210 in 2017 to \$3,178,386 in 2016, an increase of 139%. TBC exceeded its total 2017 goal for WMDVLGBTBE spend by 11.9%, and increased the overall percentage of its procurement on WMDVLGBTBE vendors between 2016 (5.3%) and 2017 (16.4%) by 209%.
- **Legal and Financial Services** – A total of \$521,900 was spent on traditionally underrepresented employees at majority-owned law firms and majority-owned financial firms which continues TBC’s strong trend of utilizing traditionally underrepresented employees in these services areas. TBC notes that actual spend is potentially significantly higher but employee rates at some vendors are not available.



Introduction

TBC is a small energy transmission company. TBC’s facilities consist of a 53-mile, approximately 400 megawatt high-voltage direct-current (“HVDC”) submarine electrical transmission line and two converter stations (the “Project”). The transmission line is located beneath the adjoining bays of San Francisco, San Pablo, and Suisun and runs between TBC’s two converter stations: located in Pittsburg, California, and San Francisco, California.



The Project began commercial operation on November 23, 2010. It delivers power for approximately 40% to 60% of San Francisco’s peak electrical load. The Project is an important and high-profile component of the San Francisco area’s electricity infrastructure.



TBC utilizes unique HVDC PLUS technology developed, serviced and warranted by Siemens Energy and Prysmian Cable and Systems. Siemens is responsible for procuring many of the vendors needed for the Project’s operation and maintenance, in addition to providing equipment warranty servicing. A majority of the vendors

procured have been involved with the Project prior to its commissioning and are on long-term contracts or are highly-specialized vendors particularly suited to meet the Project’s needs. As a result, TBC has few new procurement opportunities, but strives to make these opportunities available to woman, minority, disabled-veteran, lesbian, gay, bisexual and transgender owned business enterprises (“WMDVLGBTBE”) when feasible.

2017 Annual Report

9.1.1 Internal & External Activities

Trans Bay Cable LLC	2017 Report	G.O. #156 Sec. 9.1.1
Description of WMDVLGBTBE Program Activities During the Previous Calendar Year		

Internal Activities

TBC’s Supplier Diversity Program (“SDP” or the “Program”) for WMDVLGBTBEs is overseen by TBC’s Legal Department. The Legal Department’s efforts are supplemented by TBC’s Finance Department, IT Department, Operations Department, and Human Resource Department. Together, TBC personnel have developed, implemented, and continue to expand TBC’s Program.

In accordance with Section 6.1.1 of GO 156, in 2017, all employees with procurement responsibilities, including at least one employee from each department, received training on the implementation of TBC’s Program.

As stated in the summary, as a result of the unique technology utilized in TBC’s Project Facility and the resultant need for specialized vendors, there are few opportunities for new procurement. However, in 2017 as in previous years, TBC did send out requests for proposals to solicit responses from diverse vendors for new service opportunities.

During 2017, TBC contacted all of its current vendors and informed them about the CPUC’s GO 156 program. TBC encouraged its vendors to visit The Supplier Clearinghouse website to determine their eligibility and complete the verification process. Additionally, TBC encouraged its vendors to use WMDVLGTBE subcontractors when feasible and includes such language in its vendor contracts and purchase orders.

This past year, TBC continued to use its website as a resource for potential WMDVLGBTBEs. WMDVLGBTBEs can contact TBC about supplier diversity through TBC’s website at www.transbaycable.com/contact-us/ (a link to this site is also provided on The Supplier Clearinghouse website). WMDVLGBTBEs are able to fill out a SDP registration form on the TBC website. Once a WMDVLGBTBE registers, that company is added to an internal SDP database. On average, TBC received one to three inquiries per month via its website. A TBC employee responds to all

website inquiries and forwards the WMDVLGBTBE's contact information to the appropriate TBC department. WMDVLGBTBEs can also submit questions about TBC's Program via this online form.

External Activities

In 2017, TBC participated in forums and conference calls held by the California Joint Utilities Committee in an effort to (i) further develop its Program, (ii) better refine its understanding G.O. 156 requirements and best practices, and (iii) increase vendor opportunities.

TBC also responded to CPUC requests for information and met with CPUC personnel in April 2017 to discuss TBC's Program.

9.1.2 Statistical Reports/Summary of Purchases

Trans Bay Cable LLC	2017 Report	G.O. #156 Sec. 9.1.2
WMDVLGBTBE Annual Results by Ethnicity		

		2017 Report			
		Direct \$	Sub \$	Total \$	%
Minority Male	Asian-Pacific	-	-	-	-
	African-American	-	-	-	-
	Hispanic	-	-	-	-
	Native American	-	-	-	-
	Other	-	-	-	-
	Total Minority Male		-	-	-
Minority Female	Asian-Pacific	-	-	-	-
	African-American	-	-	-	-
	Hispanic	-	-	-	-
	Native American	-	-	-	-
	Other	-	-	-	-
	Total Minority Female		-	-	-
Total Minority Business Enterprise (MBE)		-	-	-	-
Female Business Enterprise (WBE)		\$3,098,081	\$80,305	\$3,178,386	16.4%
Lesbian, Gay, Bisexual, Transgender Business Enterprise (LGBTBE)		-	-	-	-
Service Disabled Veteran Business Enterprise (DVBE)		-	-	-	-
Other 8(a)*		-	-	-	-
TOTAL WMDVLGBTBE		\$3,098,081	\$80,305	\$3,178,386	16.4%
NET PROCUREMENT		\$19,374,243			

* FIRMS CLASSIFIED AS 8(a) OF SMALL BUSINESS ADMINISTRATION INCLUDES NON-WMDVLGBTBE

Trans Bay Cable LLC	2017 Report	G.O. #156 Sec. 9.1.2
WMDVLGBTBE Direct Procurement by Product and Service Categories		

		Products		Services		Total	
		\$	%	\$	%	\$	%
Minority Male	Asian-Pacific	-	-	-	-	-	-
	African-American	-	-	-	-	-	-
	Hispanic	-	-	-	-	-	-
	Native American	-	-	-	-	-	-
	Other	-	-	-	-	-	-
	Total	-	-	-	-	-	-
Minority Female	Asian-Pacific	-	-	-	-	-	-
	African-American	-	-	-	-	-	-
	Hispanic	-	-	-	-	-	-
	Native American	-	-	-	-	-	-
	Other	-	-	-	-	-	-
	Total	-	-	-	-	-	-
Total MBE		-	-	-	-	-	-
WBE		\$139,790	0.7%	\$2,958,291	15.3%	\$3,098,081	16%
LGBTBE		-	-	-	-	-	-
DVBE		-	-	-	-	-	-
Other 8(a)*		-	-	-	-	-	-
Total WMDVLGBTBE		\$139,790	0.7%	\$2,958,291	15.3%	\$3,098,081	16%
TOTAL PROCUREMENT		\$19,374,243					

Net Procurement	\$19,374,243
WMDVLGBTBE Direct Products Procurement	\$139,790
WMDVLGBTBE Direct Service Procurement	\$2,958,291
NET DIRECT WMDVLGBTBE PROCUREMENT	\$3,098,081

* FIRMS CLASSIFIED AS 8(a) OF SMALL BUSINESS ADMINISTRATION INCLUDES NON-WMDVLGBTBE

Trans Bay Cable LLC	2017 Report	G.O. #156 Sec. 9.1.2
WMDVLGBTBE Subcontractor Procurement by Product and Service Categories		

		Products		Services		Total	
		\$	%	\$	%	\$	%
Minority Male	Asian-Pacific	-	-	-	-	-	-
	African-American	-	-	-	-	-	-
	Hispanic	-	-	-	-	-	-
	Native American	-	-	-	-	-	-
	Other	-	-	-	-	-	-
	Total	-	-	-	-	-	-
Minority Female	Asian-Pacific	-	-	-	-	-	-
	African-American	-	-	-	-	-	-
	Hispanic	-	-	-	-	-	-
	Native American	-	-	-	-	-	-
	Other	-	-	-	-	-	-
	Total	-	-	-	-	-	-
Total MBE		-	-	-	-	-	-
WBE		-	-	\$80,305	0.41%	\$80,305	0.41%
LGBTBE		-	-	-	-	-	-
DVBE		-	-	-	-	-	-
Other 8(a)*		-	-	-	-	-	-
Total WMDVLGBTBE		-	-	\$80,305	0.41%	\$80,305	0.41%
TOTAL PROCUREMENT		\$19,374,243					

Net Procurement	\$19,374,243
WMDVLGBTBE Products Procurement	\$-
WMDVLGBTBE Service Procurement	\$80,305
NET SUBCONTRACTOR WMDVLGBTBE PROCUREMENT	\$80,305

* FIRMS CLASSIFIED AS 8(a) OF SMALL BUSINESS ADMINISTRATION INCLUDES NON-WMDVLGBTBE



Trans Bay Cable LLC	2016 Report	G.O. #156 Sec. 9.1.2
WMDVLGBTBE Procurement by Standard Industrial Categories		

SIC Category		Asian Pacific American		African American		Hispanic American		Native American		MBE	WBE	LGBTBE	DVBE	Other 8(a)**	Total WMDV LGTBE Dollars
		Male	Female	Male	Female	Male	Female	Male	Female						
1541- Gen Contractors-Industrial Buildings	\$	-	-	-	-	-	-	-	-	-	2,968,046	-	-	-	2,968,046
	%	-	-	-	-	-	-	-	-	-	15.3%	-	-	-	-
3629- Electrical Industrial Apparatus NEC	\$	-	-	-	-	-	-	-	-	-	2,859	-	-	-	2,859
	%	-	-	-	-	-	-	-	-	-	0.01%	-	-	-	-
5021- Furniture	\$	-	-	-	-	-	-	-	-	-	131,670	-	-	-	131,670
	%	-	-	-	-	-	-	-	-	-	0.68%	-	-	-	-
5084- Industrial Machinery and Equipment	\$	-	-	-	-	-	-	-	-	-	43,667	-	-	-	43,667
	%	-	-	-	-	-	-	-	-	-	0.22%	-	-	-	-
7342- Disinfecting and Pest Control Services	\$	-	-	-	-	-	-	-	-	-	810	-	-	-	810
	%	-	-	-	-	-	-	-	-	-	>0.00%	-	-	-	-
7371- Computer Programming Services	\$	-	-	-	-	-	-	-	-	-	2,400	-	-	-	2,400
	%	-	-	-	-	-	-	-	-	-	0.01%	-	-	-	-
8049- Offices and Clinics of Health Practitioners	\$	-	-	-	-	-	-	-	-	-	1,704	-	-	-	1,704
	%	-	-	-	-	-	-	-	-	-	>0.00%	-	-	-	-
8111- Legal Services	\$	-	-	-	-	-	-	-	-	-	27,230	-	-	-	27,230
	%	-	-	-	-	-	-	-	-	-	0.14%	-	-	-	-
TOTAL	\$	-	-	-	-	-	-	-	-	-	3,178,386	-	-	-	3,178,386
	%	-	-	-	-	-	-	-	-	-	16.4%	-	-	-	16.4%

Net WMDVLGBTBE Products Procurement	\$139,790
Net WMDVLGBTBE Service Procurement	\$3,038,596
Net WMDVLGBTBE Procurement	\$3,178,386
Net Procurement	\$19,374,243



Trans Bay Cable LLC	2017 Report	G.O. #156 Sec. 9.1.2
Number of WMDVLGBTBE Suppliers and Revenue Reported to the Clearinghouse		

Data on Number of Suppliers												
# WMDVLGBTBEs	Revenue Reported to CHS						Utility-Specific 2017 Summary					
	MBE	WBE	LGBTBE	DVBE	Other 8(a)*	Grand Total	MBE	WBE	LGBTBE	DVBE	Other 8(a)*	Grand Total
Under \$1 million	-	-	-	-	-	-	-	7	-	-	-	7
Under \$5 million	-	-	-	-	-	-	-	1	-	-	-	1
Under \$10 million	-	-	-	-	-	-	-	-	-	-	-	-
Above \$10 million	-	-	-	-	-	-	-	-	-	-	-	-
TOTAL	-	-	-	-	-	-	-	8	-	-	-	8

Revenue and Payment Data												
WMDVLGBTBE \$M	Revenue Reported to CHS						Utility-Specific 2017 Summary					
	MBE	WBE	LGBTBE	DVBE	Other 8(a)*	Grand Total	MBE	WBE	LGBTBE	DVBE	Other 8(a)*	Grand Total
Under \$1 million	-	-	-	-	-	-	-	7	-	-	-	7
Under \$5 million	-	-	-	-	-	-	-	1	-	-	-	1
Under \$10 million	-	-	-	-	-	-	-	-	-	-	-	-
Above \$10 million	-	-	-	-	-	-	-	-	-	-	-	-
TOTAL	-	-	-	-	-	-	-	8	-	-	-	8

* FIRMS CLASSIFIED AS 8(a) OF SMALL BUSINESS ADMINISTRATION INCLUDES NON-WMDVLGBTBE
 CHS: SUPPLIER CLEARINGHOUSE

Trans Bay Cable LLC	2017 Report	G.O. #156 Sec. 9.1.2
WMDVLGBTBEs with CA Majority Workforce		

TBC does not have sufficient information to report on whether the majority of the workforce of its WMDVLGBTBEs are working in California. However, TBC does note that the overwhelming majority of its WMDVLGBTBE vendors are based in California.

9.1.3 Itemization of WMDVLGBTBE Program Expenses

Trans Bay Cable LLC	2017 Report	G.O. #156 Sec. 9.1.3
WMDVLGBTBE Program Expenses		

While expenses were incurred for activities in support of GO 156, none of the expenses were solely attributable to those activities. A variety of TBC employees contribute to TBC’s Program, in particular the members of the Legal Department and Operations Department.

Expense Category	Year (Actual)
Wages	-
Other Employee Expenses	-
Program Expenses	-
Reporting Expenses	-
Training	-
Consultants	-
Other	-
Total	-

9.1.4 Progress in Meeting or Exceeding Set Goals

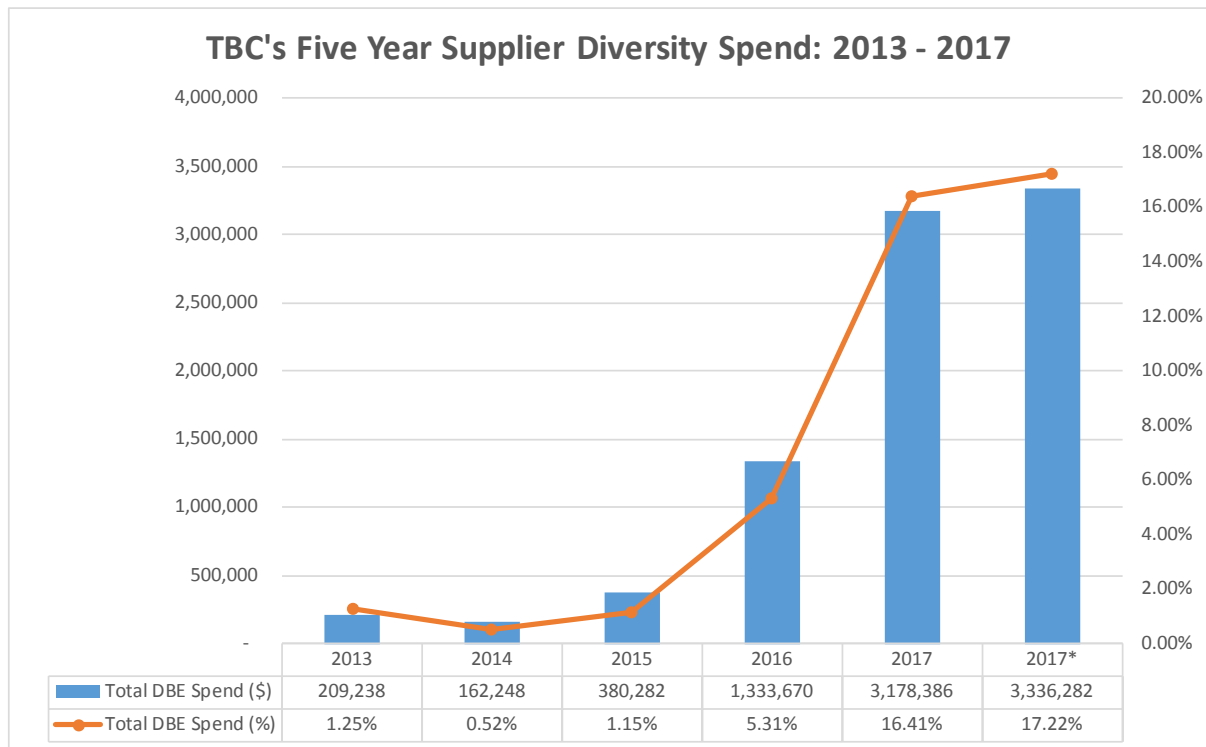
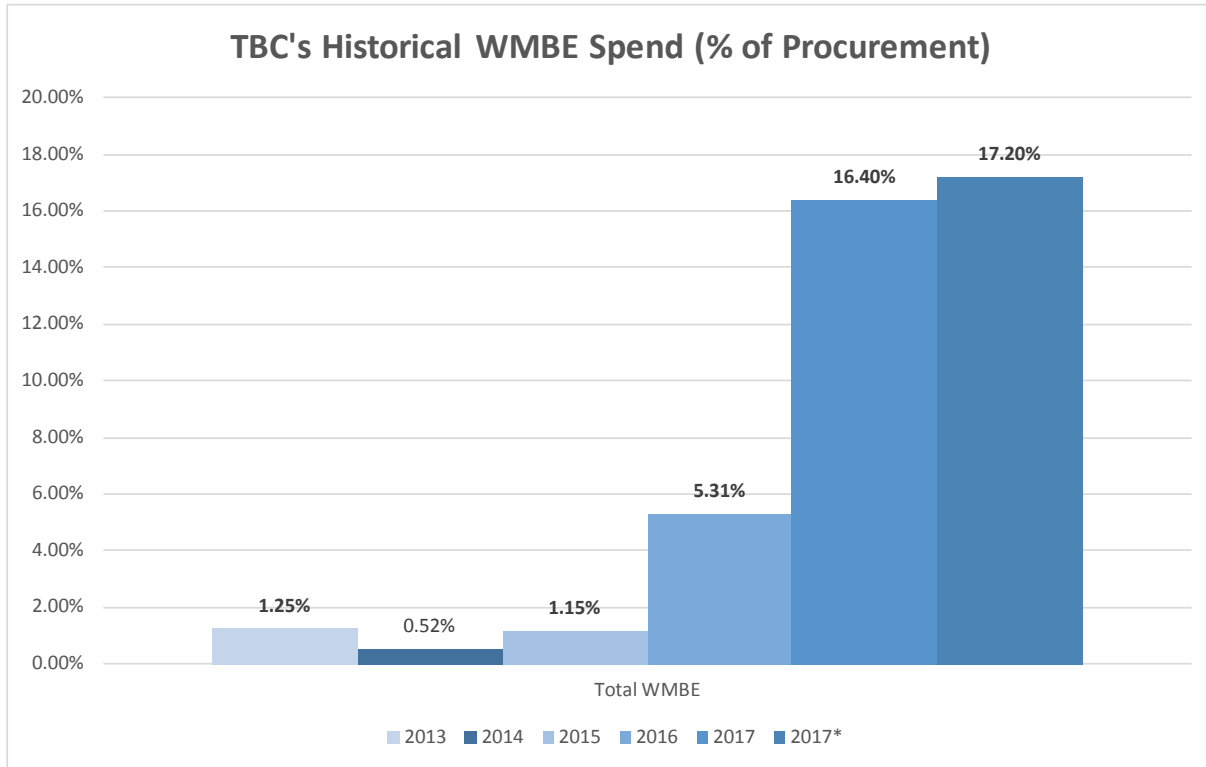
Trans Bay Cable LLC	2017 Report	G.O. #156 Sec. 9.1.4
Progress in Meeting or Exceeding Set Goals		

TBC met its 2017 WMDVLGBTBE Procurement Goals, coming in at 11.9% above its overall goal target of 4.5%. Although TBC did not reach its MBE goal, TBC exceeded its target WBE goal by 720% from a target of 2% to an actual of 16.4%. TBC’s overall diversity procurement has trended upward as WMDVLGBTBE spend has increased from 5.3% in 2016 to 16.4% in 2017, an increase of 209%. Actual dollar expenditures increased 139% from \$1,330,210 in 2016 to 3,178,386 in 2017. TBC notes that while its diversity spend has increased the past two years, the overwhelming majority of that spend was driven by atypical non-recurring projects. As stated earlier, many of the Project’s vendors are on long term contracts existing since development of the Project. Additionally, the Project remains under warranty with Siemens and Prysmian whose proprietary technology was utilized to design the Project. As a result, procurement with both vendors and long term existing contracts generally take up a significant portion of TBC’s procurement budget. Excluding these vendors, WMDVLGBTBE spend for 2017 is approximately 27% of TBC’s total 2017 procurement.

It should be noted that TBC’s cumulative WMDVLGBTBE spend is higher than reported, as some vendors were not certified by the Supplier Clearinghouse; and therefore, those amounts could not be included in TBC’s 2017 totals. Nevertheless TBC continues to encourage and offer assistance to all vendors who meet the qualifications of the Supplier Clearinghouse to apply for certification.

If all WMDVLGBTBEs used by TBC were certified, TBC would have increased its 2017 WMDVLGBTBE Procurement Results from \$3,178,386 to \$3,336,282, thereby increasing the overall percentage from 16.4% to 17.2%.

Trans Bay Cable LLC	2017 Report	G.O. #156 Sec. 9.1.4	
WMDVLGBTBE Results and Goals			
Category	2017 Results	2017 Goals	
Minority Men	-	-	
Minority Women	-	-	
Minority Business Enterprise (MBE)	-	2.00%	
Female Business Enterprise (WBE)	16.4%	2.00%	
LGBT Business Enterprise (LGBTBE)	-	0.5%	
Disabled Veteran Business Enterprise (DVBE)	-	-	
TOTAL WMDVLGBTBE	16.4%	4.5%	



* Column reflects TBC's WMDVLGBTBE spend if the additional eligible vendors were registered with the CPUC.

9.1.5 Summary of Prime Contractor Utilization of WMDVLGBTBE Subcontractors

Trans Bay Cable LLC	2017 Report	G.O. #156 Sec. 9.1.5
Prime Contractor Utilization of WMDVLGBTBE Subcontractors		

In 2017, TBC continued to encourage all of its Prime Contractors to utilize WMDVLGBTBE subcontractors. TBC’s Responsible Vendor section of its Purchase Order Terms and Conditions states:

“In connection with the performance of work under this Agreement, Seller [or Contractor or Vendor] agrees to operate in an ethical and socially responsible manner which means that Seller [or Contractor or Vendor]... engages and includes Female, minority, disabled veterans, lesbian, gay, bisexual and transgender business enterprises for subcontracting opportunities when feasible.”

As with prior years, TBC continued to distribute an informational letter to its vendors to encourage them to utilize WMDVLGBTBE subcontractors when feasible. The informational letter also reminded vendors that TBC is available to assist them in the development of their own diverse supplier program.

TBC’s CPUC-registered subcontractor spend increased from \$40,929 to \$80,305 a limited number of subcontractor opportunities, TBC raised its direct contractor total by 140% from approximately \$1,289,000 in 2016 to approximately \$3,098,081 in 2017.

Trans Bay Cable LLC	2017 Report	G.O. #156 Sec. 9.1.5
Summary of Prime Contractor Utilization of WMDVLGBTBE Subcontractors		

	Minority Male	Minority Female	Minority Business Enterprise (MBE)	Women Business Enterprise (WBE)	Lesbian, Gay, Bisexual, Transgender Business Enterprise (LGBTBE)	Disabled Veterans Business Enterprise (DVBE)	Other 8(a)*	TOTAL WMDVLGBTBE
Direct \$	-	-	-	\$3,098,081	-	-	-	\$3,098,081
Subcontracting \$	-	-	-	\$80,305	-	-	-	\$80,305
Total \$	-	-	-	\$3,178,386	-	-	-	\$3,178,386
Direct %	-	-	-	16.0%	-	-	-	16.0%
Subcontracting %	-	-	-	0.4%	-	-	-	0.4%
Total %	-	-	-	16.4%	-	-	-	16.4%
Net Procurement	\$19,374,243							

*FIRMS CLASSIFIED AS 8(a) OF SMALL BUSINESS ADMINISTRATION INCLUDES NON-WMDVLGBTBE

9.1.6 WMDVLGBTBE Complaints Received

Trans Bay Cable LLC	2017 Report	G.O. #156 Sec. 9.1.6
List of WMDVLGBTBE Complaints Received and Current Status		

TBC did not receive any WMDVLGBTBE complaints in 2017.

9.1.7 Recruitment Efforts in Underutilized Areas

Trans Bay Cable LLC	2017 Report	G.O. #156 Sec. 9.1.7
Efforts to Recruit WMDVLGBTBE Suppliers in Low Utilization Categories		

TBC recognizes the importance of increasing WMDVLGBTBE utilization in areas with traditionally low representation in the utility industry, such as legal, financial and compliance services. For 2017, TBC has identified a total of \$521,900 on services by traditionally underrepresented groups in the areas of legal, financial and compliance services.

In 2017, TBC continued its engagement with a female-owned law firm. TBC’s work with this female-owned law firm totaled \$27,230 in 2017.

In addition to utilizing a female-owned law firm, TBC also strives to develop and maintain relationships with diverse attorneys at majority-owned law firms. In 2017, TBC spent \$277,691 with diverse attorneys at majority-owned law firms. TBC notes that actual spend is potentially significantly higher than \$277,691 but specific rates for diverse attorneys at some legal vendors are not available.

Legal Services Billed in 2017

		Woman-owned Law Firm Spend	Diverse Attorneys at Majority-owned Law Firm Spend
Minority Male	Asian-Pacific	-	\$327
	African-American	-	-
	Hispanic	-	\$6,048
	Native American	-	-
	Other	-	-
	Total Minority Male	-	\$14,242
Minority Female	Asian-Pacific	-	\$18,663
	African-American	-	-
	Hispanic	-	-
	Native American	-	-
	Other	-	-
	Total Minority Female	-	\$1,469
Total Minority		-	\$15,711
Female		\$27,230	\$257,154
TOTAL DIVERSE SPEND		\$27,230	\$277,691

TBC is also committed to utilizing women and minorities in the financial services sector. TBC’s total spending on underrepresented persons in the financial services sector for 2017 was \$216,979.

Financial Services Billed in 2017

		Diverse Spend with Majority-owned Financial Services
Minority Male	Asian-Pacific	\$18,069
	African-American	-
	Hispanic	-
	Native American	-
	Other	-
Minority Female	Asian-Pacific	\$34,210
	African-American	-
	Hispanic	-
	Native American	-
	Other	-
Unclassified Minority Spend		*\$92,739
Total Minority		\$145,017
Female		\$71,962
TOTAL DIVERSE SPEND		\$216,979

*Minority spend was not classified by gender or ethnic group.

TBC also utilized traditionally underrepresented persons in the utilities compliance sector. TBC spent \$42,893 utilizing the services of traditionally underrepresented groups at majority-owned compliance services firms.

Compliance Services Billed in 2017

	Diverse Spend with Majority-owned Compliance Services
Total Minority	-
Women	\$42,893
TOTAL DIVERSE SPEND	\$42,893

9.1.11 WMDVLGBTBE Fuel Procurement

Trans Bay Cable LLC	2017 Report	G.O. #156 Sec. 9.1.11
WMDVLGBTBE Fuel Procurement		

TBC only engages in electric transmission and thus fuel or energy procurement is not a part of TBC’s normal core business. TBC does however maintain emergency generators on site which are designated for use in emergency situations and therefore are not operated during the normal course of business. TBC purchases the limited quantities of fuel needed to maintain its emergency generators in standby state from a woman-owned business enterprise (WBE). In 2018, TBC spent \$3,642 in fuel procurement, the entire sum of which was spent with this WBE.

2017 Annual Plan

10.1.1 WMDVLGBTBE Short-, Mid-, and Long-Term Goals

Trans Bay Cable LLC	2017 Report	G.O. #156 Sec. 10.1.1
WMDVLGBTBE Annual SHORT, MID, AND LONG-TERM Goals		

As a small, single asset utility with a unique facility that operates with proprietary technology, TBC is unable to provide specific procurement goals. Additionally, TBC notes that while its diversity spend has increased the past two years, the overwhelming majority of that spend was driven by atypical non-recurring projects. The developers of the facility’s technology and associated long term contracts take up a significant portion of TBC’s procurement budget. However, as shown in this report, TBC is committed to continuing efforts to employ the services of diverse and traditionally underrepresented groups and increasing competitiveness in sourcing products and opportunities when they arise. Based on the foregoing, TBC’s 2018 WMDVLGBTBE program goals are stated below:

2018 Strategic Program Goals

Short-, Mid-, and Long-Term Goals	Short Term (2018)	Mid Term (2020)	Long Term (2022)
Minority Business Enterprise (MBE)	2%	3%	4%
Female Business Enterprise (WBE)	2%	3%	4%
Disabled Veteran Business Enterprise (DVBE)	0.5	0.5%	.05%
LGBT Business Enterprise (LBE)	0.5	0.5%	1.0%
TOTAL WMDVLGBTBE GOAL	4.5 %	7.0%	9.5%

10.1.2 Planned Program Activities

Trans Bay Cable LLC	2016 Report	G.O. #156 Sec. 10.1.2
WMDVLGBTBE Planned Program Activities for the Next Calendar Year		

TBC is committed to continue its participation in supplier diversity outreach events in the San Francisco Bay Area. For 2018, TBC’s supplier diversity plans include the following strategies to strengthen the Program’s results:

Planned External Activities

- Participate in local diversity expos, trade-fairs, and conferences
- Attend various CPUC and utility events, workshops, meetings, forums, webinars, conference calls, etc.
- Encourage existing suppliers to participate in the CPUC’s supplier diversity program and register with the CPUC.

Planned Internal Activities

- Finance Department will continue to be responsible for identifying which active and current suppliers fall within TBC’s Supplier Diversity Policy
- Utilize tools, such as the Supplier Diversity Clearinghouse, to receive bids from a more diverse group of suppliers
- Further educate employees, management, and prime contractors on implemented policies and processes to strengthen the alignment of strategic sourcing and Supplier Diversity
- Clearly communicate TBC’s Supplier Diversity Program to its prime contractors
- Assist prime contractors in developing their supplier diversity plans and goals
- Develop processes to maximize participation of diverse suppliers for products and services identified to be competitively bid
- Continue to adopt and follow industry best practices

TBC’s WMDVLGBTBE recruitment efforts remain on-going, and TBC will continue its efforts to identify and utilize WMDVLGBTBE suppliers. Recruitment efforts will

continue through participation at events such as the CPUC's Small Business Expo and other industry events.

10.1.3 Recruitment Plans

Trans Bay Cable LLC	2017 Report	G.O. #156 Sec. 10.1.3
Plans for Recruiting WMDVLGBTBE Suppliers in Low Utilization Areas		

TBC is committed to seeking and recruiting WMDVLGBTBE suppliers in underutilized areas. In 2018, TBC will continue to:

- Route potential suppliers to TBC’s internet site at <http://www.transbaycable.com/contact-us/>, where suppliers can select “supplier diversity” from the drop down menu and enter their information to register to become a qualified supplier in our database;
- Partner with leadership in the non-traditional areas to plan and develop strategies for increasing the utilization of diverse suppliers; and
- Execute best practices within our sourcing strategies to identify products and services where diverse suppliers exist, but the company is underutilizing them.

10.1.4 Plans Recruiting WMDVLGBTBE Suppliers

Trans Bay Cable LLC	2017 Report	G.O. #156 Sec. 10.1.4
Plans for Recruiting WMDVLGBTBE Suppliers Where Unavailable		

TBC is committed to providing encouragement and assistance to vendors that it utilizes that may meet the criteria for Supplier Clearinghouse certification but are not registered. As TBC identifies those vendors, it will provide information on and assistance with the Supplier Clearinghouse enrollment and registration process.

10.1.5 Planned Subcontracting Opportunities

Trans Bay Cable LLC	2017 Report	G.O. #156 Sec. 10.1.5
Plans for Encouraging Prime Contractors to Subcontract WMDVLGBTBE Suppliers		

TBC will continue to encourage prime contractors to engage and include WMDVLGBTBEs in subcontracting opportunities. Although the award of any subcontracting activity is at the prime contractor’s final discretion, TBC will work closely with its prime contractors to: 1) help identify specific products and services within TBC’s projects where there are known diverse suppliers for inclusion, 2) make our listing of approved diverse contractors accessible, and 3) advocate for diverse supplier inclusion to the maximum extent possible, including adding specific WMDVLGBTBE requirements to contracts.

TBC will also continue to provide additional guidance to its prime contractors in the Responsible Vendor section of TBC’s Purchase Order Terms and Conditions. This section communicates the company’s commitment to supplier diversity and reaffirms the company’s expectations of opportunity and inclusion early in the sourcing process.

10.1.6 Program Compliance

Trans Bay Cable LLC	2017 Report	G.O. #156 Sec. 10.1.6
Plans for Complying with WMDVLGBTBE Program Guidelines		

TBC recognizes the social and economic benefits of a successful supplier diversity program. TBC will continue to comply with GO 156 and its guidelines and requirements and will continue to work with the CPUC, its staff, and the California Joint Utilities Group in pursuing new strategies to continually advance the Utility Supplier Diversity Program objectives. TBC will comply with all revisions of GO 156 and all other requirements of the CPUC.