



2023 Year in Review

Supplier Diversity

Creating opportunities for suppliers who bring the energy

2023 Annual Report

2024 Annual Plan



TABLE OF CONTENTS

Message from Our CEO	4
Executive Summary	5
At a Glance	7
Message from Our VP of Operations Support	8
Our Leadership Team	9
Economic Prosperity	11
Workforce Development	12
Champion Ambassador Program	13
Diverse Supplier Success Stories	14
2023 SDG&E® Supplier Diversity Annual Report	
9.1.1 Description of Supplier Diversity Program Activities During the Previous Calendar Year.....	16
9.1.2 Supplier Diversity Results by Ethnicity	24
9.1.2 Supplier Diversity Direct Procurement Results by Product and Service Categories	29
9.1.2 Supplier Diversity Subcontractor Procurement Results by Product and Service Categories	30
9.1.2 Supplier Diversity Results by Standard Industrial Classification (SIC) Codes	31
9.1.2 Number of Diverse Suppliers and Revenue Reported to the Supplier Clearinghouse	33
9.1.2 Description of Number of Diverse Suppliers with California Majority Workforce	34
9.1.3 Supplier Diversity Program Expenses	34
9.1.4 Description of Progress in Meeting or Exceeding Set Goals.....	35

TABLE OF CONTENTS

2023 SDG&E Supplier Diversity Annual Report	
9.1.4 Supplier Diversity Results Compared to Set Goals	35
9.1.5 Description of Prime Contractors Utilization of Diverse Subcontractors	36
9.1.5 Summary of Prime Contractors Utilization of Diverse Subcontractors	37
9.1.6 List of Supplier Diversity Complaints Received and Current Status	37
9.1.7 Description of Efforts to Recruit Diverse Suppliers in Low-Utilization Categories	38
9.1.9 Description of Supplier Diversity Activities and Progress in Power (Energy) Procurement.....	40
9.1.9 Supplier Diversity Results in Power (Energy) Procurement	40
9.1.11 Description of Supplier Diversity Activities and Progress in Fuel Procurement.....	41
9.1.11 Supplier Diversity Results in Fuel Procurement	42
2024 SDG&E Supplier Diversity Annual Plan	43
10.1.1 Supplier Diversity Short-, Mid-, and Long-Term Procurement Goals	44
10.1.2 Description of Supplier Diversity Program Activities Planned for the Next Calendar Year.....	47
10.1.3 Plans for Recruiting Diverse Suppliers in Low Utilization Categories.....	47
10.1.4 Plans for Recruiting Diverse Suppliers Where Unavailable	48
10.1.5 Plans for Encouraging Prime Contractors to Subcontract with Diverse Suppliers	48
10.1.6 Plans for Complying with Guidelines	48
2024 Glossary of Terms	50

MESSAGE FROM OUR Chief Executive Officer



Caroline Winn
Chief Executive Officer

Whether it's tree trimming, undergrounding power lines, assisting our customers with energy efficiency, or even developing this report, suppliers play a crucial role in helping us reach our goals. Our supplier base continues to grow and contribute to a clean energy future and regional economic prosperity.

2023 was another banner year for us, with \$2.59 billion in total procurement. \$1.13 billion (or 43.55%) went to diverse suppliers, up from \$964 million in 2022. This is the **first year**, we reached and surpassed the **\$1 billion** mark in diverse spend.

We couldn't be prouder that for the 19th consecutive year, our intentional efforts to help increase the pool of diverse suppliers through broad outreach and education have led us to exceed the California Public Utilities Commission's (CPUC) supplier diversity goal.

These results reflect the strength of our supplier ecosystem and our commitment to a diverse workforce. We now have five employee resource groups (ERGs) that represent our employees from distinct communities: LGBTQIA+, Black, Latino, women and veterans. These ERGs are actively engaged in a variety of causes inside and outside our company, including promoting supplier diversity and inclusive economic growth.

Each day, our 4,700 employees work hand in hand with diverse suppliers to bring energy to 3.7 million people, across two counties and 25 cities. This collaboration helps us deliver numerous projects and programs –including several advanced energy storage microgrids to benefit our customers.



We also continue to join forces with suppliers and community organizations on workforce development initiatives. We share the responsibility to build a diverse talent pipeline, particularly in skilled trades and STEM (science, technology, engineering and math).

Our entire organization appreciates your support as we implement our forward-thinking capital program to advance the clean energy transition and meet local and state goals around safety, reliability and affordability.

Let's keep the momentum going!

Caroline Winn
(She/Her/Hers)
Chief Executive Officer

EXECUTIVE Summary

In 2023, we reached a significant milestone—surpassing **\$1 billion** in spend with our diverse suppliers for the first time in company history. This represents 43.55% of our total expenditure on goods and services—exceeding the CPUC supplier diversity goal for 19 years in a row.

Our results were driven largely by direct and subcontractor spend in core areas such as electric and gas construction, engineering, IT, project management and material procurement. With energy affordability top of mind, we work hard to maximize every dollar.

At SDG&E, our values—do the right thing, champion people and shape the future—guide our Supplier Diversity Program.

2023 SUPPLIER DIVERSITY HIGHLIGHTS



* Note: This total includes qualifying procurement spend consistent with GO156 requirements.

2023 CATEGORY HIGHLIGHTS



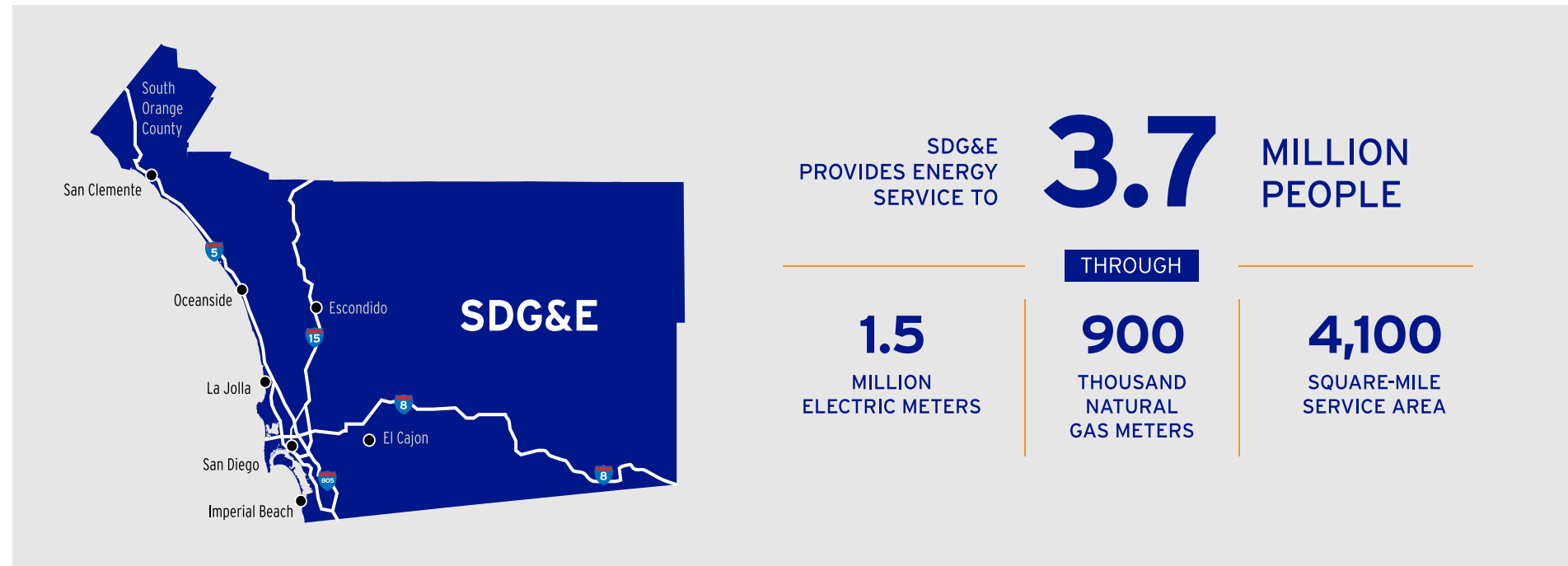
CHARTING A COURSE FOR COLLECTIVE SUCCESS

In the spirit of unity, we champion the vibrancy of diverse businesses. Our belief is steadfast in the talents of women, minorities, service-disabled veterans, LGBTQIA+ individuals and persons with disabilities. Together, we forge not just a company but a community poised for greatness. In partnership, we rise.

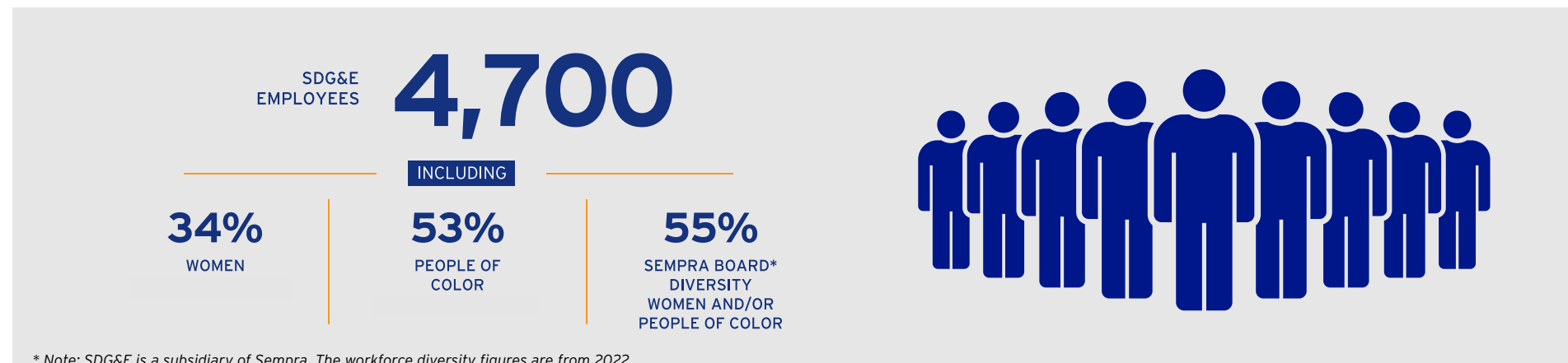


SDG&E AT A GLANCE

Service Area



Workforce Diversity



MESSAGE FROM OUR Vice President of Operations Support



Jennifer Jett
VP of Operations Support

Over the past year, our Supplier Diversity Team has worked hard to strengthen our support system and deepen our connections with diverse suppliers. While our efforts have paid off, we continue to push ourselves to do even better. Our team has adopted a three-pronged strategy designed to both simplify and focus our efforts:

- Making sourcing easier;
- Maximizing every dollar spent; and
- Buying responsibly

Guided by these pillars, we have ramped up networking opportunities for diverse suppliers so that they can connect directly with prime contractors and our business unit decision makers. A supplier diversity symposium dedicated entirely to our strategic undergrounding program attracted a packed room. It was gratifying to be there and see that we are on the right track with our efforts to make it easier for both our suppliers and internal stakeholders to do business.

SDG&E's ongoing collaboration with community organizations remains strong and has resulted in new matches between procurement opportunities and suppliers from underrepresented communities. Whether it be women, communities of color, the LGBTQIA+ community or service-disabled veterans, our company's procurement program provides opportunities for all. Community organizations amplify these opportunities for SDG&E and are critical to our program's success.

Across our company, diverse suppliers have strong advocates. Our internal Supplier Diversity Champion Ambassadors seek out and mentor new suppliers to help them stay competitive and grow into prime roles. Much of our success in building community connections in the supply chain comes from our ambassadors.



We firmly believe an inclusive supply chain fuels innovation and is key to advancing our company's sustainability goals. Time and again, we have seen diverse suppliers bring new ideas and solutions that help set us apart and make us more resilient and nimble in a rapidly changing industry. Keep those ideas coming!

Together, we can foster an environment of inclusivity, drive economic growth and create lasting positive impacts in our communities.

Jennifer Jett
(She/Her/Hers)
Vice President of Operations Support

CREATING OPPORTUNITIES For Suppliers That Bring The Energy

Our Leadership Team



Jennifer Jett
Vice President of
Operations Support



Warren Ruis
Director of Supply
Management, Supplier
Diversity & Logistics

Meet the Supplier Diversity Team

Helen Gao, who has extensive experience in external affairs and communications from her work at SDG&E and other organizations, succeeded Daniel Castillo as Supplier Diversity Manager in January 2024. Daniel has transitioned to a new role as Gas Construction and Services Portfolio Manager.



Helen Gao
Supplier Diversity
Manager



Timell Montgomery
Supplier Diversity
Specialist



Meredith Garcia Obeso
Supplier Diversity
Project Manager



Nhu Tran
Supplier Diversity
Project Manager

What excites me about supplier diversity is the potential to make a tangible difference for our customers and communities by helping to advance opportunities for all, create jobs, stimulate competition and spur innovation.

- Helen Gao, Supplier Diversity Manager



SDG&E Contact

Helen Gao
Supplier Diversity
Manager
hgao@sdge.com
(858) 654-8639
sdge.com/SupplierDiversity

Supplier Interest Form



SUPPLY MANAGEMENT Procurement Leadership Team

It's inspiring to see the socioeconomic impact our Supplier Diversity Program has in our region. It has been an honor to be part of a great program that promotes opportunities for diverse businesses, ultimately helping to create a stronger and more resilient supply chain.

- Daniel Castillo, Former Supplier Diversity Manager



Daniel Castillo
Gas Construction and Services Portfolio Manager



Miguel Duran
Supply Chain Policy & Integration Manager



Laura Frazee
Electric Portfolio Manager



Brittany Malowney
Information Technology/Operational Technology Portfolio Manager



John Prsha
Manager of Supply Management



Katty Salas
Advanced Clean Technology & Major Electric Infrastructure Projects Portfolio Manager



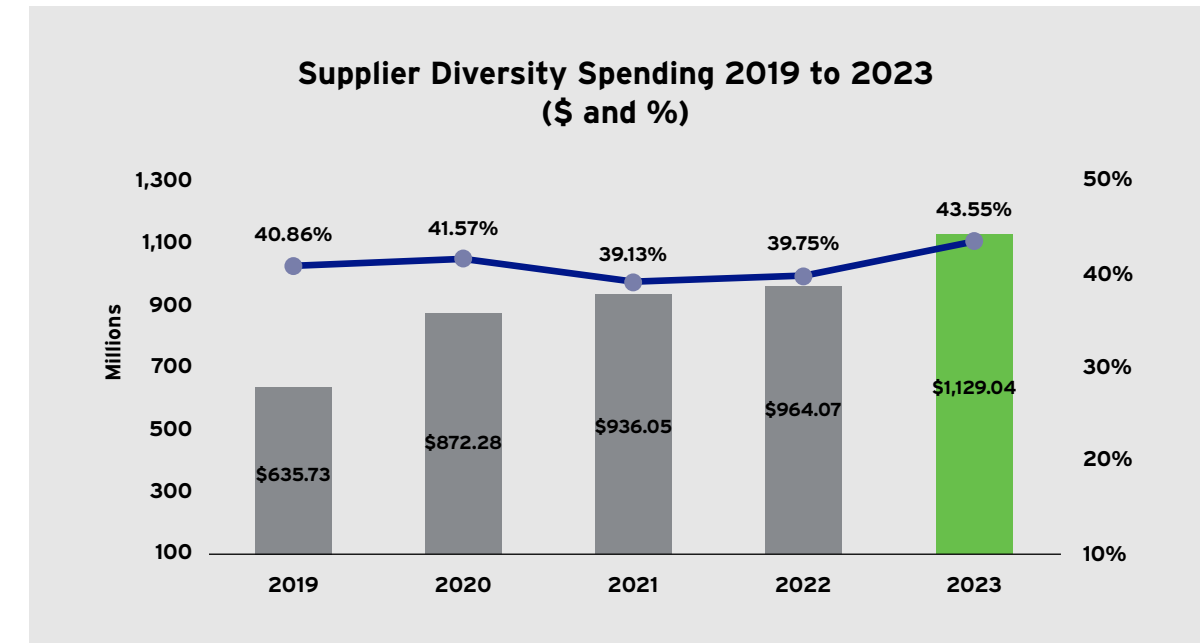
Abigail Vestring
Contingent Workforce Program & Strategy Manager



Patrick Webb
Customer Programs & Support Services Portfolio Manager

ECONOMIC PROSPERITY

Our Supplier Diversity Program is a catalyst for inclusive economic growth and job creation, helping to uplift local communities that are underrepresented in the energy sector. As much as possible, we strive to source products and services locally to meet our customers' needs. We take tremendous pride in helping to develop the capabilities of local, diverse suppliers so they can grow into primes and share in our region's economic prosperity.



Our 2023 spend with diverse businesses reached \$450.60 million in San Diego County and \$950.77 million in the state of California. Last year, we did business with approximately 2,200 suppliers overall. Of this number, a third, or about 600, are diverse suppliers.



Bruce Folkmann
President and Chief Financial Officer

In collaboration with the San Diego Regional Economic Development Corporation, we advocate for an inclusive growth strategy, along with other local business leaders.

We are proud to demonstrate to regional employers how supplier diversity improves results at SDG&E. Our community thrives when everyone has equal access to economic opportunities.

WORKFORCE DEVELOPMENT



Utility Line Clearance Arborist Training Program

In June 2023, the fourth-ever San Diego cohort of the Utility Line Clearance Arborist Training Program celebrated its graduation. This training and certification program is funded by a multi-year, \$1.2 million grant from our Wildfire Mitigation Program and established in conjunction with the San Diego College of Continuing Education Foundation. Program participants receive 200 hours of training to become skilled arborists who help prevent wildfires by clearing trees away from utility lines and equipment. The program is tuition-free, removing barriers to entry for low-income individuals who may not otherwise be able to participate.

This is a momentous occasion, and seeing the aspiration and talent makes me confident that the future of our wildfire mitigation and public safety efforts is in good hands.

- Kevin Geraghty, Chief Operating Officer and Chief Safety Officer

#BeThatGirl Mentorship Program

To spur girls' interest in STEM careers at an early age, our #BeThatGirl initiative collaborates with schools and community organizations to offer mentorship opportunities by STEM and trade professionals. Led by our CEO Caroline Winn, role models—including SDG&E employees with careers in engineering, meteorology, finance, biology, environmental science, computer science and other STEM fields—share their personal journey and how STEM skills have shaped their lives. #BeThatGirl mentors are inspiring future generations to pursue careers in STEM.

#BeThatGirl is a project that is very close to my heart, partly because of my own experience rising through the ranks in a field where women have traditionally been underrepresented and partly because I know I would not be where I am today without mentors."

- Caroline Winn, CEO



CHAMPION AMBASSADOR PROGRAM

Building on earlier success, the Supplier Diversity Team in 2023 continued to grow our ambassador program, officially known as the Champion Ambassador Program. This program engages and trains employees at all levels of our company to drive change by advocating for a diverse supply chain. Through lunch and learns and training sessions, champions learned about resources like the Supplier Clearinghouse and our subcontracting portal and how they can support businesses through the diverse supplier certification process.

Examples of our champions' efforts throughout last year include expanding and identifying opportunities for diverse suppliers across gas construction, IT and electric regional operations. Additionally, champions participated in the CPUC's Small and Diverse Business Expo, ahead of the 2023 annual CPUC Supplier Diversity En Banc, to network with suppliers and community members.



Rick Condry
Manager of Construction and Operations, Electric Regional Operations



Mateo Quiroga
Sr. Category Manager Advisor, Supply Management Electric Portfolio

Supplier diversity solidifies our commitment to the communities we support as well as local and state agencies, while driving innovation and fostering an equitable business environment.

- Rick Condry



Therese Sacco
Strategy & Operations Manager, Digital Customer



Ralph Venton
Sr. Category Manager, Supply Management Information Technology/Operational Technology Portfolio

Prioritizing supplier diversity benefits SDG&E, employees and our customers.

- Therese Sacco

DIVERSE SUPPLIER SUCCESS STORIES



Strategic Undergrounding (SUG)

Our Strategic Undergrounding (SUG) Program, a critical component of our industry-leading wildfire mitigation program, has exceeded our supplier diversity goals. The success of this program is due in large part to the close collaboration between all the stakeholders which include Supplier Diversity, Supply Management, our business units and our prime and diverse suppliers.

To expedite the number of miles undergrounded and maximize every dollar, we structured a new program through a large, multiphase, competitive sourcing process. This process is managed by AECOM, a large alliance supplier with aggressive supplier diversity goals. In late 2023, we launched the civil construction request for proposal, the largest component of our SUG program. Our prime diverse suppliers that have been a part of our program from the beginning competed in the sourcing efforts, including VetSource Inc. This service-disabled veteran-owned business is now expanding its scope of work.

Vegetation Management

Inspecting and maintaining vegetation located near our electrical infrastructure is a critical component of our Wildfire Mitigation Plan to keep our communities safe. For the first time, a Minority Business Enterprise, Rancho Tree Service, came on board as a prime contractor for our vegetation management program. With Rancho's professional support to prune and remove trees and clear brush around our power poles, power lines and transmission structures, we are able to maintain safe clearances around our critical infrastructure. Nearly half a million trees are located near our infrastructure and carefully tracked in our tree inventory. In addition to vegetation management work, Rancho has also participated in our community outreach events.



DIVERSE SUPPLIER SUCCESS STORIES

Wildfire Mitigation Predictive Modeling Technology

We are at the forefront of leveraging big data, advanced analytics and machine learning to advance wildfire safety and reduce the impact of Public Safety Power Shutoffs for customers. Working with Logic 2020, a Minority Business Enterprise, we continue to enhance our Wildfire Next Generation System (WiNGS), an innovative cloud-based visualization tool that leverages large sets of fire science and weather data to help prioritize grid hardening and support operational decision-making during extreme fire weather conditions.



WiNGS supports real-time decision-making on implementation of power shutoffs as a last resort to prevent catastrophic wildfires. Along with data and analytics support, Logic 2020 is optimizing and running the model in the cloud, improving efficiency and resiliency of the WiNGS framework and capabilities.

2023 SDG&E Supplier Diversity Report

9.1.1 DESCRIPTION OF SUPPLIER DIVERSITY PROGRAM ACTIVITIES DURING THE PREVIOUS CALENDAR YEAR

Internal Program Activities

Diversity and inclusion have been a part of our company DNA for decades. Employees across our entire organization are committed to advancing opportunities for diverse business enterprises (DBEs) in our supply chain. Our procurement team casts a wide net when communicating RFP opportunities, with the goal of providing economic opportunities for all.



Eugene "Mitch" Mitchell, Sr. VP and Chief Legislative Officer, joined in the Juneteenth Celebration at SDG&E's Century Park campus.

Leading from the Top

Our leadership is fully committed to supplier diversity and diligently works to support and achieve our supplier diversity goals. Our executives attend and sponsor events to promote contracting opportunities for diverse suppliers.

9.1.1 DESCRIPTION OF SUPPLIER DIVERSITY PROGRAM ACTIVITIES DURING THE PREVIOUS CALENDAR YEAR

SDG&E Supplier Diversity Events

Our Supplier Diversity Team participates and hosts events to promote opportunities for diverse suppliers with internal business units and prime suppliers. These events provide insight and forecasting of future projects and sourcing opportunities where diverse suppliers can participate as prime suppliers or subcontractors.

Earth Fair Sustainable Supply Chain Pledge

In April 2023, our Supplier Diversity Team hosted an information table at our annual Earth Fair to share our program highlights. Over 150 employees and executives pledged to support a more sustainable, diverse and inclusive supply chain.

Supplier Diversity Industry Mixer

In May 2023, our Supplier Diversity Team hosted an Industry Night Mixer appreciation event in honor of our suppliers and top Champion Ambassadors. The purpose of the event was to thank them for their support in helping us achieve our supplier diversity goals.

Supplier Relationship Management Meetings

To support our prime contractors in achieving their subcontracting goals, our Supplier Diversity Team hosted several meetings with primes to provide feedback on their subcontracting results and identify opportunities to connect and collaborate with new diverse businesses.

Supplier Diversity Symposiums

In conjunction with the Council for Supplier Diversity, we hosted symposiums with our internal business stakeholders and Champion Ambassadors, primes and diverse businesses to explore collaboration and contracting opportunities.

In 2023, with leadership and executive support, our Supplier Diversity Team hosted four symposiums engaging over 120 suppliers. Participants learned about contracting opportunities in engineering & design services, substation below grade, IT and strategic underground civil construction.

9.1.1 DESCRIPTION OF SUPPLIER DIVERSITY PROGRAM ACTIVITIES DURING THE PREVIOUS CALENDAR YEAR

SDG&E Prime Subcontracting Portal Upgrade Project

Our Supplier Diversity Team continues to make improvements to our subcontracting portal. With a more user-friendly interface, it's now easier for primes to enter their diverse spend with subcontractors, resulting in more timely reporting performance feedback. Additionally, we held a technical training session for primes to teach them how to use the platform.

Supplier Quick Pay Program

Our program is designed to help small and diverse businesses with improved cash flows to run and expand their operations. Qualifying businesses with 25 or fewer employees and under \$5 million in revenue receive payment terms of net 15 days with no discount.

Supplier Interest Form

In 2023, we launched a supplier interest form on sdge.com/SupplierDiversity for companies to submit their information and capabilities. With the information we collect from the form, we assess whether a supplier is a good fit to meet our needs. We are always looking for new and diverse suppliers who can help support our mission and our customers.

9.1.1 DESCRIPTION OF SUPPLIER DIVERSITY PROGRAM ACTIVITIES DURING THE PREVIOUS CALENDAR YEAR

External Program Activities

In 2023, our Supplier Diversity Team participated in about 30 conferences and events to raise awareness of procurement opportunities with our business units. At these events, we connected with many new diverse suppliers and later followed up with business units to see if their services and products match our needs. Additionally, we strengthened our relationships with key stakeholders from community-based organizations and business associations, who in turn help amplify our outreach and technical assistance for diverse suppliers.

In September 2023, our CEO Caroline Winn participated in the CPUC's 21st Annual Supplier Diversity En Banc with leaders of investor-owned utilities throughout California. She participated in a panel discussion on building a larger supplier pool for the future. It was the first time the en banc was held in the San Diego area. The day before the en banc, our Supplier Diversity Team and Champion Ambassadors staffed a booth at the CPUC's Small and Diverse Business Expo to share information about our Supplier Diversity Program and network with diverse businesses.

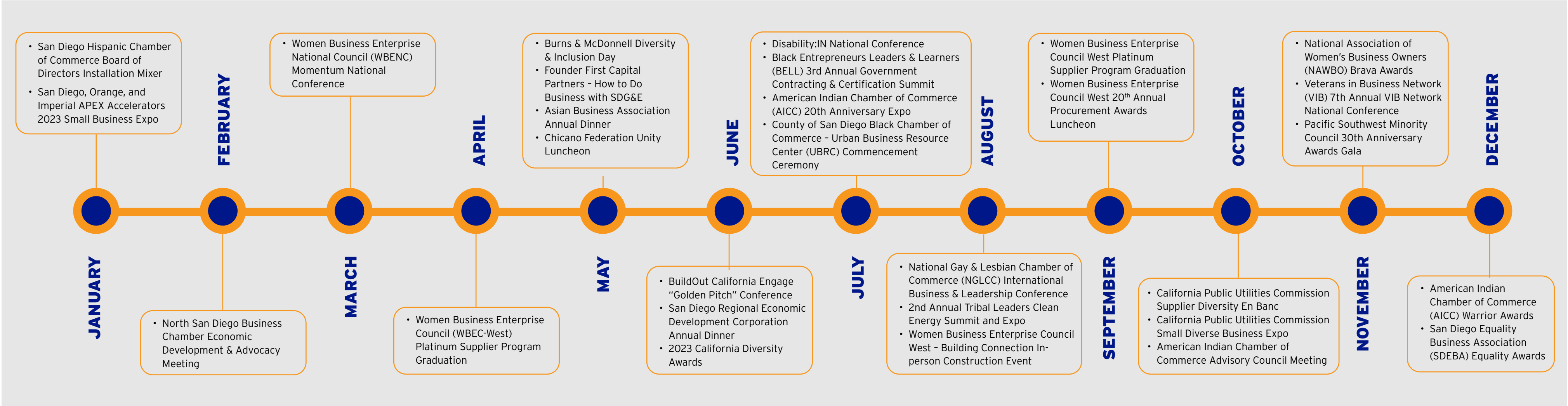


COMPETITIVE EDGE PROGRAM

In July 2023, a second cohort—21 young men and women all from underrepresented communities in the San Diego region—graduated from the Competitive Edge Program. The program stems from collaboration between SDG&E, the County of San Diego Black Chamber of Commerce and Jingoli Power, a company that specializes in providing professional services to the power industry.



9.1.1 DESCRIPTION OF SUPPLIER DIVERSITY PROGRAM ACTIVITIES DURING THE PREVIOUS CALENDAR YEAR



FIRST PUBLIC EV CHARGERS ON TRIBAL LAND

In August 2023, SDG&E and the San Pasqual Band of Mission Indians celebrated the completion of the first public EV chargers built on tribal land in our region. Ten Level 2 chargers were installed next to multi-use ballfields, with the help of A.M. Ortega, a diverse business enterprise.



9.1.2 SUPPLIER DIVERSITY RESULTS BY ETHNICITY

SDG&E		2023		GO 156 Section 9.1.2	
		Supplier Diversity Annual Results by Ethnicity			
		2023			
		Direct Spend ¹ \$	Sub Spend ² \$	Total \$	%
Minority Male	African American	59,926,637	21,742,229	81,668,866	3.15
	Asian Pacific American	93,123,070	32,924,458	126,047,528	4.86
	Hispanic American	120,904,276	61,609,151	182,513,427	7.04
	Native American	21,203,126	10,581,619	31,784,745	1.23
	Total Minority Male	295,157,109	126,857,457	422,014,565	16.28
Minority Female	African American	7,664,027	2,979,388	10,643,414	0.41
	Asian Pacific American	23,067,777	6,768,569	29,836,346	1.15
	Hispanic American	3,957,679	36,843,054	40,800,733	1.57
	Native American	13,155,702	2,757,079	15,912,781	0.61
	Total Minority Female	47,845,185	49,348,090	97,193,275	3.75
Total Minority Business Enterprise (MBE)		343,002,293	176,205,546	519,207,840	20.03
Women Business Enterprise (WBE)		330,091,960	137,427,679	467,519,638	18.04
Lesbian, Gay, Bisexual, Transgender Business Enterprise (LGBTBE)		7,855,334	1,592,375	9,447,709	0.36
Disabled Veteran Business Enterprise (DVBE)		63,138,462	69,606,194	132,744,656	5.12
Persons with Disabilities Business Enterprise (PDBE)		0	116,561	116,561	0.00
8(a)*		0	0	0	0.00
Total Supplier Diversity Spend		744,088,049	384,948,355	1,129,036,404	43.55
Net Procurement**		2,592,245,933			

NOTES: * 8(a) - Firms classified as 8(a) by the Small Business Administration include non-WMDV/LGBT/PDBE. Businesses owned and controlled by persons found to be disadvantaged by the U.S. Small Business Administration pursuant to Section 8(a) of the Small Business Act, as amended (15 U.S.C. 637 (a)) or the U.S. Secretary of Commerce, pursuant to Section 5 of Executive Order 11625 (GO 156 Section 1.3.13).

** Net Procurement includes purchase orders, non-purchase orders, and credit card dollars.

1 Direct - Means Direct Procurement: when a utility directly procures from a supplier.

2 Sub - Means Subcontractor Procurement: when a prime contractor, in contract with a utility, procures from a subcontractor to fulfil its contractual obligation(s).

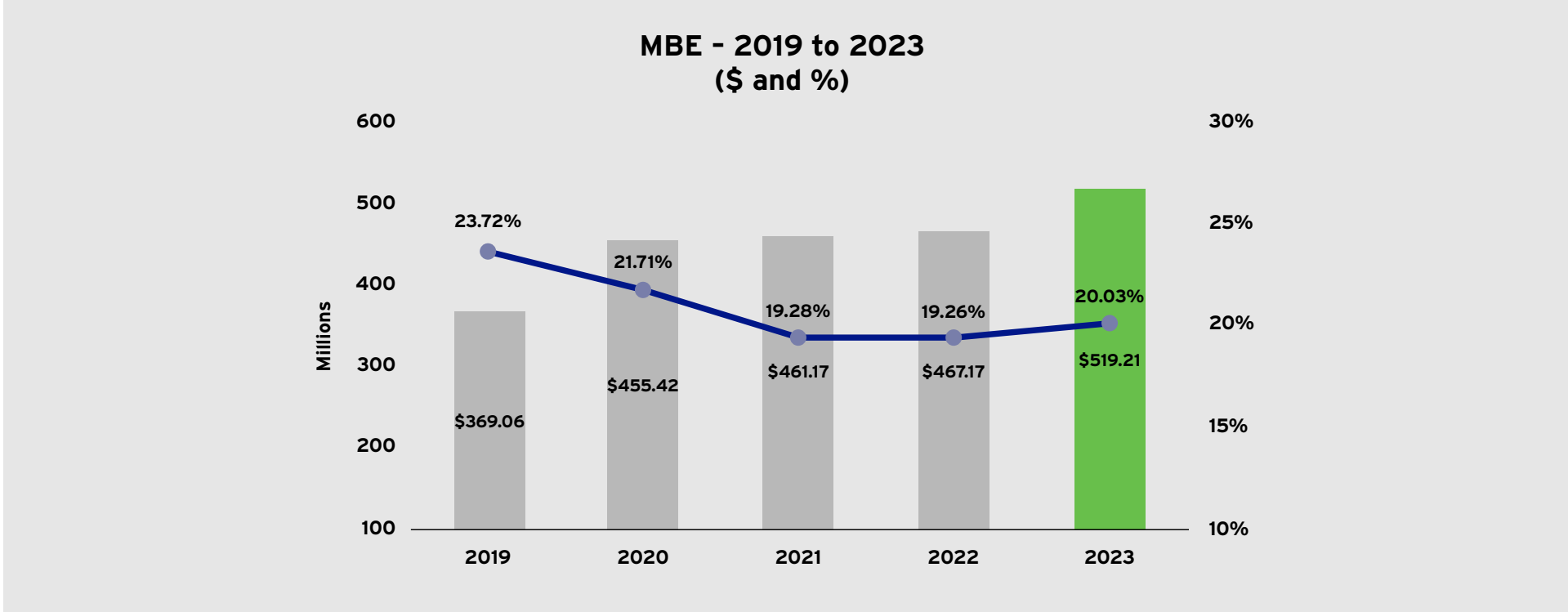
% - Percentage of Net Procurement

Totals may not add due to rounding.

SDG&E SUPPLIER DIVERSITY RESULTS

Minority Business Enterprise (MBE)

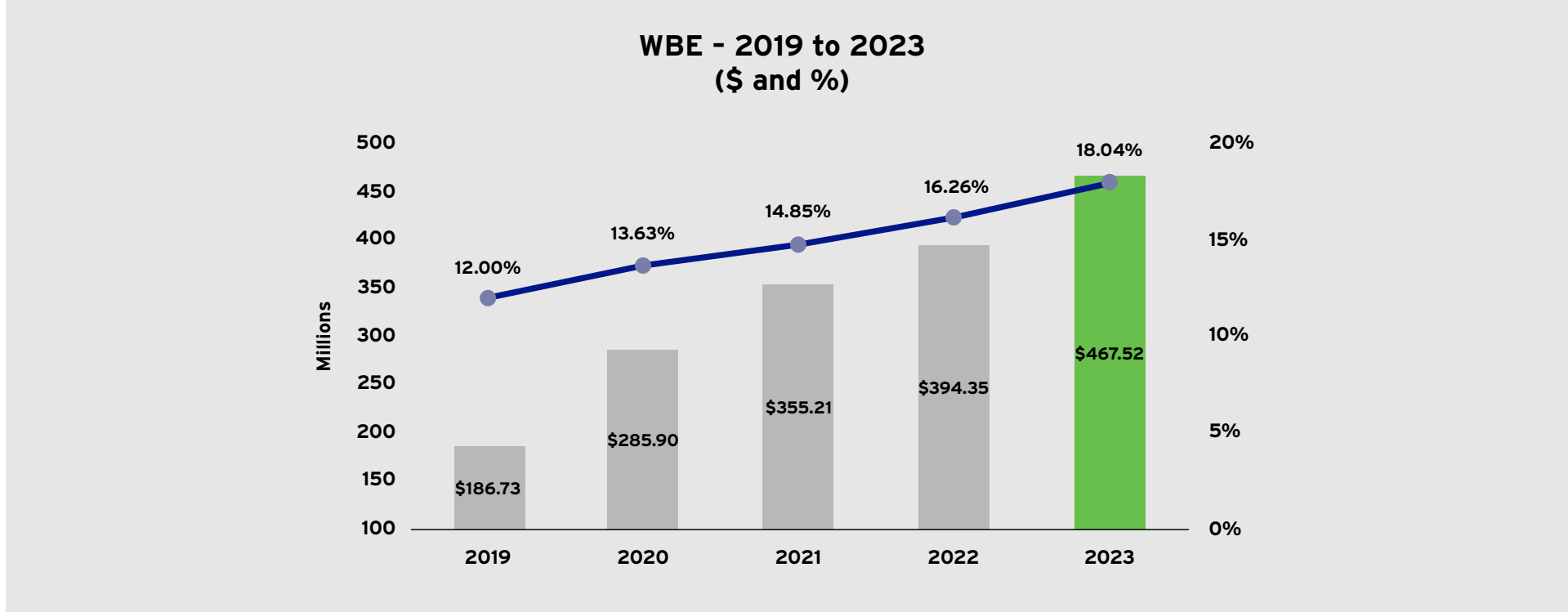
MBEs remain the largest segment of supplier diversity spending for SDG&E. In 2023, MBE spending was \$519.21 million or 20.03% of our overall results.



SDG&E SUPPLIER DIVERSITY RESULTS

Women Business Enterprise (WBE)

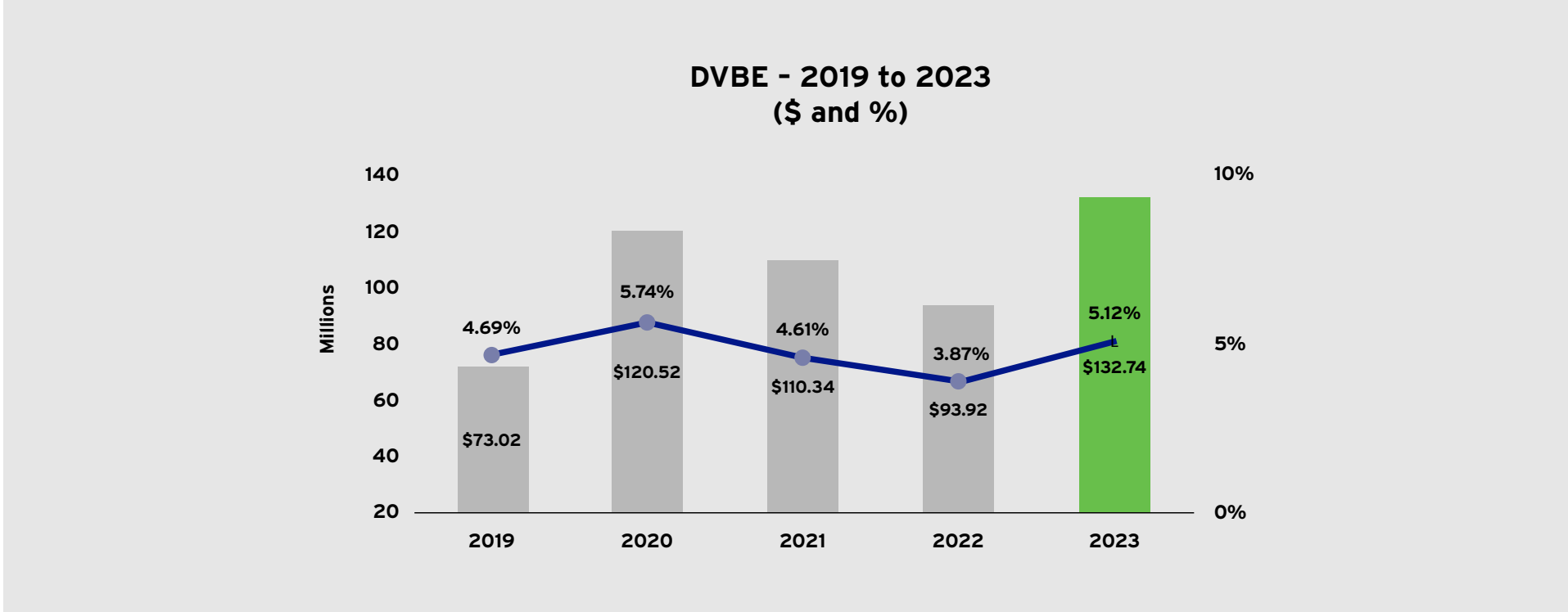
Spending with WBEs was \$467.52 million or 18.04%. This is the 18th consecutive year exceeding the CPUC goal and our highest spending year with WBEs.



SDG&E SUPPLIER DIVERSITY RESULTS

Disabled Veterans Business Enterprise (DVBE)

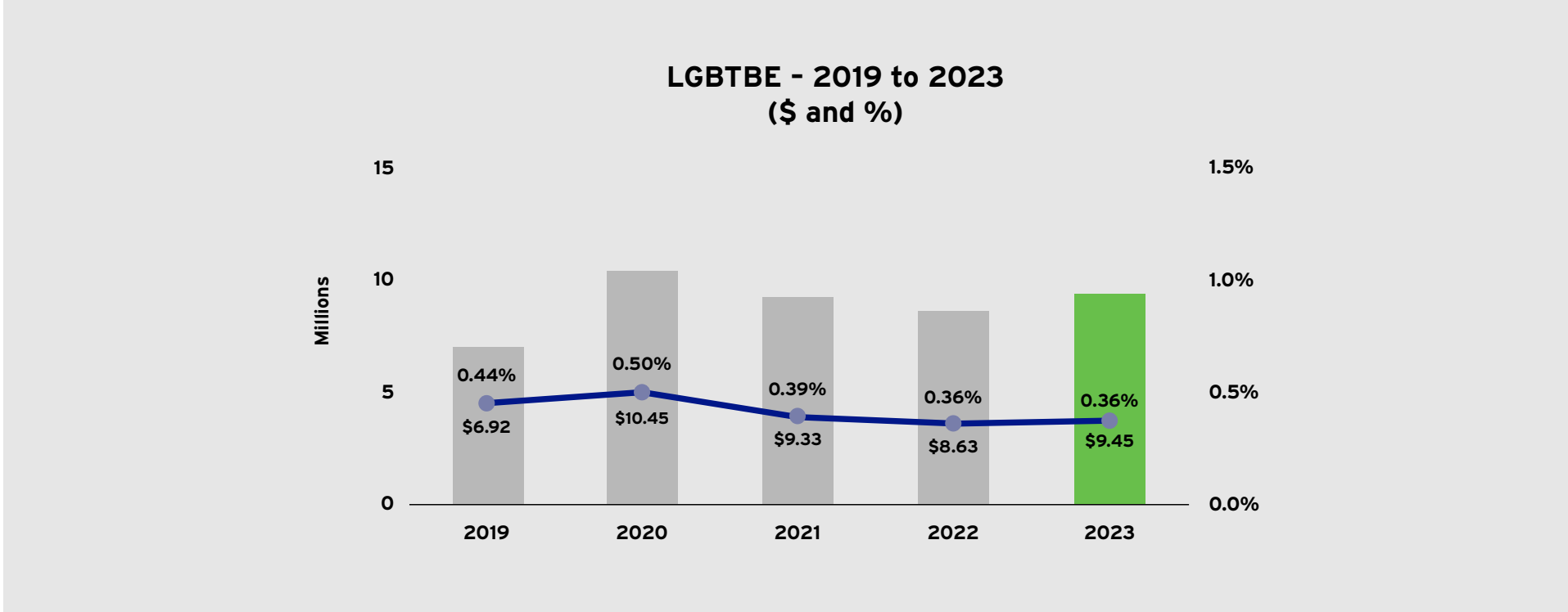
DVBE spending remains strong at 5.12% or \$132.74 million. 2023 marks the 15th consecutive year in which we have exceeded the 1.5% CPUC goal. SDG&E continues to focus efforts on incorporating DVBEs in our core business spending as well as emerging projects.



SDG&E SUPPLIER DIVERSITY RESULTS

Lesbian, Gay, Bisexual, Transgender Business Enterprise (LGBTBE)

We spent \$9.45 million or 0.36% with LGBTBE in 2023.



9.1.2 SUPPLIER DIVERSITY DIRECT PROCUREMENT RESULTS BY PRODUCT AND SERVICE CATEGORIES

SDG&E		2023 Supplier Diversity Direct Procurement Results by Product and Service Categories							
		2023							
		Product		Service		Total			
		\$	%	\$	%	Total \$	%		
Minority Male	African American	Direct	1,451,977	0.06	58,474,660	2.26	59,926,637	2.31	
	Asian Pacific American	Direct	4,534,471	0.17	88,588,599	3.42	93,123,070	3.59	
	Hispanic American	Direct	11,670,641	0.45	109,233,635	4.21	120,904,276	4.66	
	Native American	Direct	-	0.00	21,203,126	0.82	21,203,126	0.82	
	Total Minority Male	Direct	17,657,089	0.68	277,500,019	10.71	295,157,109	11.39	
Minority Female	African American	Direct	23,533	0.00	7,640,494	0.29	7,664,027	0.30	
	Asian Pacific American	Direct	2,736,172	0.11	20,331,605	0.78	23,067,777	0.89	
	Hispanic American	Direct	986,331	0.04	2,971,348	0.11	3,957,679	0.15	
	Native American	Direct	-	0.00	13,155,702	0.51	13,155,702	0.51	
	Total Minority Female	Direct	3,746,035	0.14	44,099,150	1.70	47,845,185	1.85	
Total Minority Business Enterprise (MBE)		Direct	21,403,125	0.83	321,599,169	12.41	343,002,293	13.23	
Women Business Enterprise (WBE)		Direct	124,560,223	4.81	205,531,736	7.93	330,091,960	12.73	
Lesbian, Gay, Bisexual, Transgender Business Enterprise (LGBTBE)		Direct	103,785	0.00	7,751,549	0.30	7,855,334	0.30	
Disabled Veteran Business Enterprise (DVBE)		Direct	49,054	0.00	63,089,408	2.43	63,138,462	2.44	
Persons with Disabilities Business Enterprise (PDBE)		Direct	-	0.00	-	0.00	-	0.00	
8(a)*		Direct	-	0.00	-	0.00	-	0.00	
Total Supplier Diversity Spend		Direct	146,116,187	5.64	597,971,862	23.07	744,088,049	28.70	
Net Procurement**		2,592,245,933							
Net Product Procurement		460,693,121							
Net Service Procurement		2,131,552,812							
Total Number of Diverse Suppliers that Received Direct Spend		286							

NOTES: * 8(a) - Firms classified as 8(a) by the Small Business Administration include non-WMDVLGBTBDE. Businesses owned and controlled by persons found to be disadvantaged by the U.S. Small Business Administration pursuant to Section 8(a) of the Small Business Act, as amended (15 U.S.C. 637 (a)) or the U.S. Secretary of Commerce, pursuant to Section 5 of Executive Order 11625 (GO 156 Section 1.3.13).
 ** Net Procurement includes purchase orders, non-purchase orders, and credit card dollars.
 1 Direct - Means Direct Procurement: when a utility directly procures from a supplier.
 2 Sub - Means Subcontractor Procurement: when a prime contractor, in contract with a utility, procures from a subcontractor to fulfill its contractual obligation(s).
 % - Percentage of Net Procurement

Totals may not add due to rounding.

9.1.2 SUPPLIER DIVERSITY SUBCONTRACTOR PROCUREMENT RESULTS BY PRODUCT AND SERVICE CATEGORIES

SDG&E		2023 Supplier Diversity Subcontractor Procurement Results by Product and Service Categories							
		2023							
		Product		Service		Total			
		\$	%	\$	%	Total \$	%		
Minority Male	African American	Sub	3,992,321	0.15	17,749,908	0.68	21,742,229	0.84	
	Asian Pacific American	Sub	1,233,917	0.05	31,690,541	1.22	32,924,458	1.27	
	Hispanic American	Sub	3,786,715	0.15	57,822,436	2.23	61,609,151	2.38	
	Native American	Sub	1,911	0.00	10,579,708	0.41	10,581,619	0.41	
	Total Minority Male	Sub	9,014,864	0.35	117,842,593	4.55	126,857,457	4.89	
Minority Female	African American	Sub	-	0.00	2,979,388	0.11	2,979,388	0.11	
	Asian Pacific American	Sub	339,392	0.01	6,429,177	0.25	6,768,569	0.26	
	Hispanic American	Sub	161,287	0.01	36,681,767	1.42	36,843,054	1.42	
	Native American	Sub	-	0.00	2,757,079	0.11	2,757,079	0.11	
	Total Minority Female	Sub	500,679	0.02	48,847,411	1.88	49,348,090	1.90	
Total Minority Business Enterprise (MBE)		Sub	9,515,543	0.37	166,690,003	6.43	176,205,546	6.80	
Women Business Enterprise (WBE)		Sub	14,484,724	0.56	122,942,955	4.74	137,427,679	5.30	
Lesbian, Gay, Bisexual, Transgender Business Enterprise (LGBTBE)		Sub	-	0.00	1,592,375	0.06	1,592,375	0.06	
Disabled Veteran Business Enterprise (DVBE)		Sub	906,825	0.03	68,699,369	2.65	69,606,194	2.69	
Persons with Disabilities Business Enterprise (PDBE)		Sub	-	0.00	116,561	0.00	116,561	0.00	
8(a)*		Sub	-	0.00	-	0.00	-	0.00	
Total Supplier Diversity Spend		Sub	24,907,092	0.96	360,041,263	13.89	384,948,355	14.85	
Net Procurement**		2,592,245,933							
Net Product Procurement		460,693,121							
Net Service Procurement		2,131,552,812							

NOTES: * 8(a) - Firms classified as 8(a) by the Small Business Administration include non-WMDVLGBTBDE. Businesses owned and controlled by persons found to be disadvantaged by the U.S. Small Business Administration pursuant to Section 8(a) of the Small Business Act, as amended (15 U.S.C. 637 (a)) or the U.S. Secretary of Commerce, pursuant to Section 5 of Executive Order 11625 (GO 156 Section 1.3.13).
 ** Net Procurement includes purchase orders, non-purchase orders, and credit card dollars.
 1 Direct - Means Direct Procurement: when a utility directly procures from a supplier.
 2 Sub - Means Subcontractor Procurement: when a prime contractor, in contract with a utility, procures from a subcontractor to fulfill its contractual obligation(s).
 % - Percentage of Net Procurement

Totals may not add due to rounding.

9.1.2 SUPPLIER DIVERSITY RESULTS BY STANDARD INDUSTRIAL CLASSIFICATION CODES

SDG&E			2023													GO 156 Section 9.1.2		
PRODUCT			African American		Asian Pacific American		Hispanic American		Native American		Minority Business Enterprise (MBE)	Women Business Enterprise (WBE)	Lesbian, Gay, Bisexual, Transgender Business Enterprise (LGBTBE)	Disabled Veterans Business Enterprise (DVBE)	Persons with Disabilities Business Enterprise (PDBE)	8(a)**	Total Supplier Diversity Spend	Total Procurement
SIC Code	SIC Description	\$/%	Male	Female	Male	Female	Male	Female	Male	Female								
28	Chemicals & Allied Products	\$ 46,286	-	-	-	-	-	-	-	-	46,286	60,129	103,785	-	-	-	210,200	1,127,316
		% 0.00	0.00	0.00	0.00	0.00	0.00	0.00	0.00	0.00	0.00	0.00	0.00	0.00	0.00	0.00	0.01	0.00
30	Rubber & Miscellaneous Plastics Products	\$ -	-	-	-	-	-	-	-	-	-	-	-	-	-	-	-	341,119
		% 0.00	0.00	0.00	0.00	0.00	0.00	0.00	0.00	0.00	0.00	0.00	0.00	0.00	0.00	0.00	0.00	0.00
32	Stone, Clay, Glass & Concrete Products	\$ -	-	-	-	-	-	-	-	-	-	-	-	-	-	-	-	6,730,873
		% 0.00	0.00	0.00	0.00	0.00	0.00	0.00	0.00	0.00	0.00	0.00	0.00	0.00	0.00	0.00	0.00	0.00
33	Primary Metal Industries	\$ -	-	-	-	-	-	-	-	-	-	-	-	-	-	-	-	14,146,344
		% 0.00	0.00	0.00	0.00	0.00	0.00	0.00	0.00	0.00	0.00	0.00	0.00	0.00	0.00	0.00	0.00	0.00
34	Fabricated Metal Products, Except Machinery	\$ -	-	-	-	-	2,617,701	-	-	-	2,617,701	5,193,081	-	-	-	-	7,810,782	21,816,095
		% 0.00	0.00	0.00	0.00	0.00	0.10	0.00	0.00	0.00	0.10	0.20	0.00	0.00	0.00	0.30	0.00	0.00
35	Industrial & Commercial Machinery & Computers	\$ 16,453	-	-	-	-	194,511	146,408	-	-	357,372	2,234,920	-	-	-	-	2,592,292	56,266,350
		% 0.00	0.00	0.00	0.00	0.00	0.01	0.01	0.00	0.00	0.01	0.09	0.00	0.00	0.00	0.10	0.00	0.00
36	Electronic & Electric Equipment & Components	\$ -	-	-	3,323,725	-	10,813,795	-	-	-	14,137,520	3,161,429	-	-	-	17,298,949	112,775,364	
		% 0.00	0.00	0.13	0.00	0.42	0.00	0.00	0.00	0.00	0.55	0.12	0.00	0.00	0.67	0.00	0.00	
37	Transportation Equipment	\$ -	-	-	-	-	138,468	59,477	-	-	197,945	314,495	-	-	-	512,440	1,205,970	
		% 0.00	0.00	0.00	0.00	0.01	0.00	0.00	0.00	0.00	0.01	0.01	0.00	0.00	0.02	0.00	0.00	
38	Measuring, Analyzing and Controlling Instruments	\$ -	-	-	-	-	1,629	-	-	-	1,629	3,483,139	-	49,054	-	3,533,822	21,760,795	
		% 0.00	0.00	0.00	0.00	0.00	0.00	0.00	0.00	0.00	0.13	0.00	0.00	0.00	0.14	0.00	0.00	
39	Miscellaneous Manufacturing Industries	\$ -	-	-	-	-	13,250	-	-	-	13,250	95,252	-	-	-	108,502	642,363	
		% 0.00	0.00	0.00	0.00	0.00	0.00	0.00	0.00	0.00	0.00	0.00	0.00	0.00	0.00	0.00	0.00	
50	Wholesale Trade - Durable Goods	\$ 4,048,406	-	-	2,444,663	2,934,729	1,228,123	986,331	1,911	-	11,644,162	94,438,704	-	696,033	-	106,778,899	169,694,759	
		% 0.16	0.00	0.09	0.11	0.05	0.04	0.00	0.00	0.00	0.45	3.64	0.00	0.03	0.00	4.12	0.00	
51	Wholesale Trade - Nondurable Goods	\$ 1,333,154	23,533	-	-	2,367	186,845	-	-	-	1,545,898	30,057,051	-	210,792	-	31,813,741	33,888,093	
		% 0.05	0.00	0.00	0.00	0.01	0.00	0.00	0.00	0.00	0.06	1.16	0.00	0.01	0.00	1.23	0.00	
52	Building Materials, Hardware & Garden Supply	\$ -	-	-	-	-	-	-	-	-	-	-	-	-	-	-	688,215	
		% 0.00	0.00	0.00	0.00	0.00	0.00	0.00	0.00	0.00	0.00	0.00	0.00	0.00	0.00	0.00	0.00	
55	Automotive Dealers & Gasoline Service Stations	\$ -	-	-	-	-	355,456	-	-	-	355,456	-	-	-	-	355,456	15,786,968	
		% 0.00	0.00	0.00	0.00	0.00	0.01	0.00	0.00	0.00	0.01	0.00	0.00	0.00	0.01	0.00	0.00	
58	Eating & Drinking Places	\$ -	-	-	-	-	-	-	-	-	4,465	-	-	-	-	4,465	1,666,585	
		% 0.00	0.00	0.00	0.00	0.00	0.00	0.00	0.00	0.00	0.00	0.00	0.00	0.00	0.00	0.00	0.00	
59	Miscellaneous Retail	\$ -	-	-	-	-	1,448	-	-	-	1,448	2,282	-	-	-	3,730	2,155,913	
		% 0.00	0.00	0.00	0.00	0.00	0.00	0.00	0.00	0.00	0.00	0.00	0.00	0.00	0.00	0.00	0.00	
TOTAL		\$ 5,444,298	23,533	5,768,388	3,075,564	15,457,356	1,147,618	1,911	-	30,918,668	139,044,947	103,785	955,879	-	-	171,023,279	460,693,121	
		% 1.18	0.01	1.25	0.67	3.36	0.25	0.00	0.00	6.71	30.18	0.02	0.21	0.00	0.00	37.12	0.00	

Net Procurement**	2,592,245,933
Net Product Procurement	460,693,121
Net Service Procurement	2,131,552,812

NOTES: * 8(a) - Firms classified as 8(a) by the Small Business Administration include non-WMDVLGBTPDBE. Businesses owned and controlled by persons found to be disadvantaged by the U.S. Small Business Administration pursuant to Section 8(a) of the Small Business Act, as amended (15 U.S.C. 637 (a)) or the U.S. Secretary of Commerce, pursuant to Section 5 of Executive Order 11625 (GO 156 Section 1.3.13).

- ** Net Procurement includes purchase orders, non-purchase orders, and credit card dollars.
 1 Direct - Means Direct Procurement: when a utility directly procures from a supplier.
 2 Sub - Means Subcontractor Procurement: when a prime contractor, in contract with a utility, procures from a subcontractor to fulfil its contractual obligation(s).
 % - Percentage of Net Procurement

Totals may not add due to rounding.

9.1.2 SUPPLIER DIVERSITY RESULTS BY STANDARD INDUSTRIAL CLASSIFICATION CODES

SDG&E			2023													GO 156 Section 9.1.2		
SERVICE			African American		Asian Pacific American		Hispanic American		Native American		Minority Business Enterprise (MBE)	Women Business Enterprise (WBE)	Lesbian, Gay, Bisexual, Transgender Business Enterprise (LGBTBE)	Disabled Veterans Business Enterprise (DVBE)	Persons with Disabilities Business Enterprise (PDBE)	8(a)**	Total Supplier Diversity Spend	Total Procurement
SIC Code	SIC Description	\$/%	Male	Female	Male	Female	Male	Female	Male	Female								
07	Agricultural Services	\$ -	-	-	17,961,234	3,423	3,034,865	-	-	-	20,999,522	1,353,756	-	-	-	-	22,353,277	73,154,293
		% 0.00	0.00	0.00	0.69	0.00	0.12	0.00	0.00	0.00	0.81	0.05	0.00	0.00	0.00	0.00	0.86	0.00
13	Oil & Gas Extraction	\$ -	-	-	-	-	130,143	64,530	77,920	-	272,593	85	-	10,297	-	-	282,976	6,012,109
		% 0.00	0.00	0.00	0.00	0.00	0.01	0.00	0.00	0.00	0.01	0.00	0.00	0.00	0.00	0.00	0.01	0.00
15	Building Construction - General Contractors	\$ 5,088,915	-	-	1,488	-	13,466,596	-	271,621	93,500	18,922,120	22,900,865	-	13,186,339	-	-	55,009,324	81,491,208
		% 0.20	0.00	0.00	0.00	0.52	0.00	0.01	0.00	0.73	0.88	0.00	0.51	0.00	0.00	2.12	0.00	
16	Heavy Construction Other Than Building	\$ -	-	-	8,060	-	39,111,739	29,685	-	11,810,691	50,960,175	28,882,357	-	35,575,729	-	-	115,418,261	423,275,484
		% 0.00	0.00	0.00	0.00	0.00	1.51	0.00	0.00	0.46	1.97	1.11	0.00	1.37	0.00	4.45	0.00	
17	Construction - Special Trade Contractors	\$ 9,045,832	-	-	14,621,195	1,767,399	27,814,876	16,539,486	143,752	3,980,474	73,913,014	86,179,414	583,187	49,979,736	-	-	210,655,352	270,444,152
		% 0.35	0.00	0.00	0.56	0.07	1.07	0.64	0.01	0.15	2.85	3.32	0.02	1.93	0.00	0.00	8.13	0.00
27	Printing, Publishing & Allied Industries	\$ -	-	-	-	-	18,083	1,044	-	-	19,127	198,866	-	3,325	-	-	221,318	1,559,382
		% 0.00	0.00	0.00	0.00	0.00	0.00	0.00	0.00	0.00	0.00	0.01	0.00	0.00	0.00	0.00	0.01	0.00
42	Motor Freight Transport & Warehousing	\$ 3,271,356	-	-	-	-	31,099	3,191,790	13,553,780	-	1,140	20,049,165	181,578	11,706,755	-	-	31,937,499	33,891,387
		% 0.13	0.00	0.00	0.00	0.00	0.12	0.52	0.00	0.00	0.77	0.01	0.00	0.45	0.00	1.23	0.00	
47	Transportation Services	\$ -	-	-	-	-	-	-	-	-	-	-	-	-	-	-	-	1,836,782
		% 0.00	0.00	0.00	0.00	0.00	0.00	0.00	0.00	0.00	0.00	0.00	0.00	0.00	0.00	0.00	0.00	
49	Electric, Gas & Sanitary Services	\$ 49,455	-	-	-	-	2,881,795	78,051	-	-	97,648	-	-	-	-	-	3,106,950	5,274,151
		% 0.00	0.00	0.00	0.00	0.00	0.11	0.00	0.00	0.00	0.12	0.00	0.00	0.00	0.00	0.12	0.00	
60	Depository Institutions	\$ -	-	-	-	-	-	-	-	-	-	-	-	-	-	-	-	12,667,527
		% 0.00	0.00	0.00	0.00	0.00	0.00	0.00	0.00	0.00	0.00	0.00	0.00	0.00	0.00	0.00	0.00	
62	Security & Commodity Brokers & Exchanges	\$ 1,023,200	-	-	-	-	-	-	-	-	1,420,200	-	-	-	-	-	1,423,811	12,144,888
		% 0.04	0.00	0.00	0.00	0.00	0.02	0.00	0.00	0.00	0.05	0.00	0.00	0.00	0.00	0.05	0.00	
64	Insurance Agents, Brokers & Services	\$ -	-	-	-	-	11,761	-	-	574	-	4,700	-	-	-	-	17,035	2,059,778
		% 0.00	0.00	0.00	0.00	0.00	0.00	0.00	0.00	0.00	0.00	0.00	0.00	0.00	0.00	0.00	0.00	
65	Real Estate	\$ 3,726,292	-	-	-	-	-	-	-	-	3,726,292	-	-	-	-	-	3,726,292	6,830,057
		% 0.14	0.00	0.00	0.00	0.00	0.00	0.00	0.00	0.00	0.14	0.00	0.00	0.00	0.00	0.14	0.00	
73	Business Services	\$ 50,833,492	7,631,766	29,227,160	5,690,292													

9.1.2 NUMBER OF DIVERSE SUPPLIERS AND REVENUE REPORTED TO THE SUPPLIER CLEARINGHOUSE

SDG&E		2023						GO 156 Section 9.1.2						
Number of Diverse Suppliers and Revenue Reported to the Clearinghouse														
Number of Diverse Suppliers	Revenue Reported to Supplier Clearinghouse							Utility-Specific 2023 Summary						
	Minority Business Enterprise (MBE)	Women Business Enterprise (WBE)	Lesbian, Gay, Bisexual, Transgender Business Enterprise (LGBTBE)	Disabled Veteran Business Enterprise (DVBE)	Persons with Disabilities Business Enterprise (PDBE)	8(a)*	Total	Minority Business Enterprise (MBE)	Women Business Enterprise (WBE)	Lesbian, Gay, Bisexual, Transgender Business Enterprise (LGBTBE)	Disabled Veteran Business Enterprise (DVBE)	Persons with Disabilities Business Enterprise (PDBE)	8(a)*	Total
	Under \$1 Million	69	54	6	30	2	0	161	231	176	9	23	2	0
Under \$5 Million	88	69	1	1	0	0	159	49	26	0	3	0	0	78
Under \$10 Million	34	28	2	0	0	0	64	11	13	1	3	0	0	28
Above \$10 Million	115	76	1	2	0	0	194	15	12	0	4	0	0	31
TOTAL	306	227	10	33	2	0	578	306	227	10	33	2	0	578

Revenue and Payment Data														
Revenue of Diverse Suppliers	Revenue Reported to Supplier Clearinghouse							Utility-Specific 2023 Summary						
	Minority Business Enterprise (MBE)	Women Business Enterprise (WBE)	Lesbian, Gay, Bisexual, Transgender Business Enterprise (LGBTBE)	Disabled Veteran Business Enterprise (DVBE)	Persons with Disabilities Business Enterprise (PDBE)	8(a)*	Total	Minority Business Enterprise (MBE)	Women Business Enterprise (WBE)	Lesbian, Gay, Bisexual, Transgender Business Enterprise (LGBTBE)	Disabled Veteran Business Enterprise (DVBE)	Persons with Disabilities Business Enterprise (PDBE)	8(a)*	Total
	Under \$1 Million	24	19	2	0	0	-	45	36	29	2	3	0	-
Under \$5 Million	220	185	1	3	-	-	408	108	63	-	4	-	-	175
Under \$10 Million	253	209	14	-	-	-	476	77	93	7	17	-	-	195
Above \$10 Million	37,152	11,991	13	85	-	-	49,240	299	282	-	108	-	-	689
TOTAL	37,648	12,404	29	88	0	-	50,170	519	468	9	133	0	-	1,129

NOTE: * 8(a) - Firms classified as 8(a) by the Small Business Administration include non-WMDVLGBTPDBE. Businesses owned and controlled by persons found to be disadvantaged by the U.S. Small Business Administration pursuant to Section 8(a) of the Small Business Act, as amended (15 U.S.C. 637 (a)) or the U.S. Secretary of Commerce, pursuant to Section 5 of Executive Order 11625 (GO 156 Section 1.3.13).

** Net Procurement includes purchase orders, non-purchase orders, and credit card dollars.

Totals may not add due to rounding.

9.1.2 DESCRIPTION OF NUMBER OF DIVERSE SUPPLIERS WITH CALIFORNIA MAJORITY WORKFORCE

We did business with 256 diverse suppliers in 2023 that have the majority of their workforce in California.

9.1.3 SUPPLIER DIVERSITY PROGRAM EXPENSES

The 2023 expenses for our Supplier Diversity Program include items such as collateral development, networking events, technical assistance, capacity building, CPUC Supplier Clearinghouse payments, support services and other program expenses.

SDG&E		2023		GO 156 Section 9.1.3	
Supplier Diversity Expenses					
Expense Category			2023 Actuals (\$000)		
Wages			563		
Other Employee Expenses			42		
Program Expenses			12		
Reporting Expenses			56		
Training Expenses			9		
Consultant Expenses			15		
Other Expenses			186		
TOTAL			\$884		

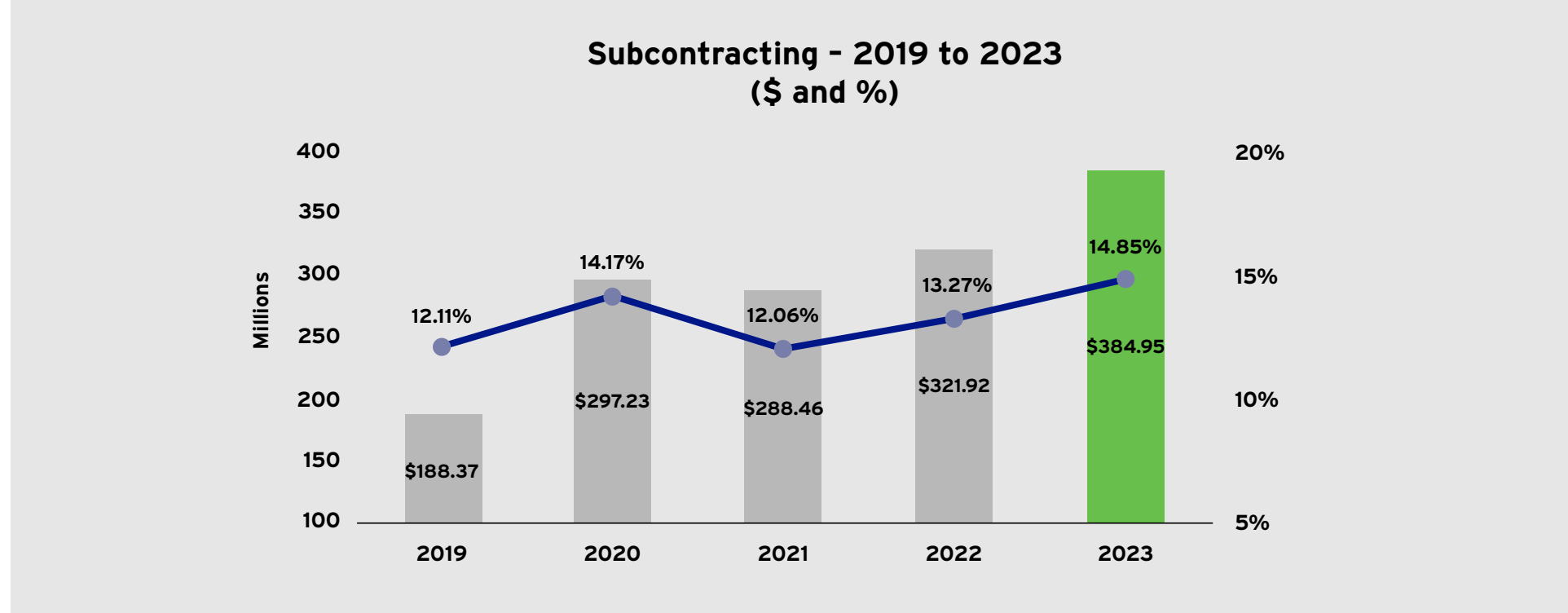
9.1.4 DESCRIPTION OF PROGRESS IN MEETING OR EXCEEDING SET GOALS

We exceeded the CPUC diverse spend goal for the 19th consecutive year through the execution of internal and external strategies, outreach programs and support from our business units and executive management. The LGBTBE category goal was not achieved, primarily due to the low number of LGBT-certified businesses. We will continue our focus on finding and developing suppliers in this category in 2024.

SDG&E	2023 Supplier Diversity Results Compared to Set Goals		GO 156 Section 9.1.4
Category	2023 Results %	2023 Goals %	
Minority Male Business Enterprise	16.28	0.00	
Minority Female Business Enterprise	3.75	0.00	
Minority Business Enterprise (MBE)	20.03	15.00	
Women Business Enterprise (WBE)	18.04	5.00	
Lesbian, Gay, Bisexual, Transgender Business Enterprise (LGBTBE)	0.36	1.00	
Disabled Veteran Business Enterprise (DVBE)	5.12	1.50	
Persons with Disabilities Business Enterprise (PDBE)	0.00	N/A	
TOTAL	43.55	22.50	

9.1.5 DESCRIPTION OF PRIME CONTRACTORS UTILIZATION OF DIVERSE SUBCONTRACTORS SUPPLIER DIVERSITY SUBCONTRACTING

We continue to have strong performance in subcontracting with our diverse suppliers. In 2023, we achieved \$384.95 million or 14.85% in supplier diversity spending and will continue our efforts to increase our spending in this area.



9.1.5 SUMMARY OF PRIME CONTRACTOR UTILIZATION OF DIVERSE SUBCONTRACTORS

SDG&E	2023 Summary of Prime Contractor Utilization of Diverse Subcontractors							GO 156 Section 9.1.5	
	Minority Male	Minority Female	Minority Business Enterprise (MBE)	Women Business Enterprise (WBE)	Lesbian, Gay, Bisexual, Transgender Business Enterprise (LGBTBE)	Disabled Veterans Business Enterprise (DVBE)	Persons with Disabilities Business Enterprise (PDBE)	8(a)*	TOTAL Supplier Diversity Spend
Direct \$	295,157,109	47,845,185	343,002,293	330,091,960	7,855,334	63,138,462	-	-	744,088,049
Sub \$	126,857,457	49,348,090	176,205,546	137,427,679	1,592,375	69,606,194	116,561	-	384,948,355
TOTAL \$	422,014,565	97,193,275	519,207,840	467,519,638	9,447,709	132,744,656	116,561	-	1,129,036,404
Direct %	11.38%	1.85%	13.23%	12.73%	0.30%	2.44%	0.00%	0.00%	28.70%
Sub %	4.89%	1.90%	6.80%	5.30%	0.06%	2.69%	0.00%	0.00%	14.85%
TOTAL %	16.28%	3.75%	20.03%	18.04%	0.36%	5.12%	0.00%	0.00%	43.55%

Net Procurement ** \$2,592,245,933

NOTES: *8(a) - Firms classified as 8(a) by the Small Business Administration include non-WMDVLTBTPDBE. Businesses owned and controlled by persons found to be disadvantaged by the U.S. Small Business Administration pursuant to Section 8(a) of the Small Business Act, as amended (15 U.S.C. 637 (a)) or the U.S. Secretary of Commerce, pursuant to Section 5 of Executive Order 11625 (GO 156 Section 1.3.13).
 ** - Net Procurement Includes Purchase Order and Non-Purchase Orders and credit card dollars.
 Direct - Means Direct Procurement: when a utility directly procures from a supplier.
 Sub - Means Subcontractor Procurement: when a prime contractor, in contract with a utility, procures from a subcontractor to fulfill its contractual obligation(s).
 % - Percentage of Net Procurement
 Totals may not add due to rounding

9.1.6 LIST OF SUPPLIER DIVERSITY COMPLAINTS RECEIVED AND CURRENT STATUS

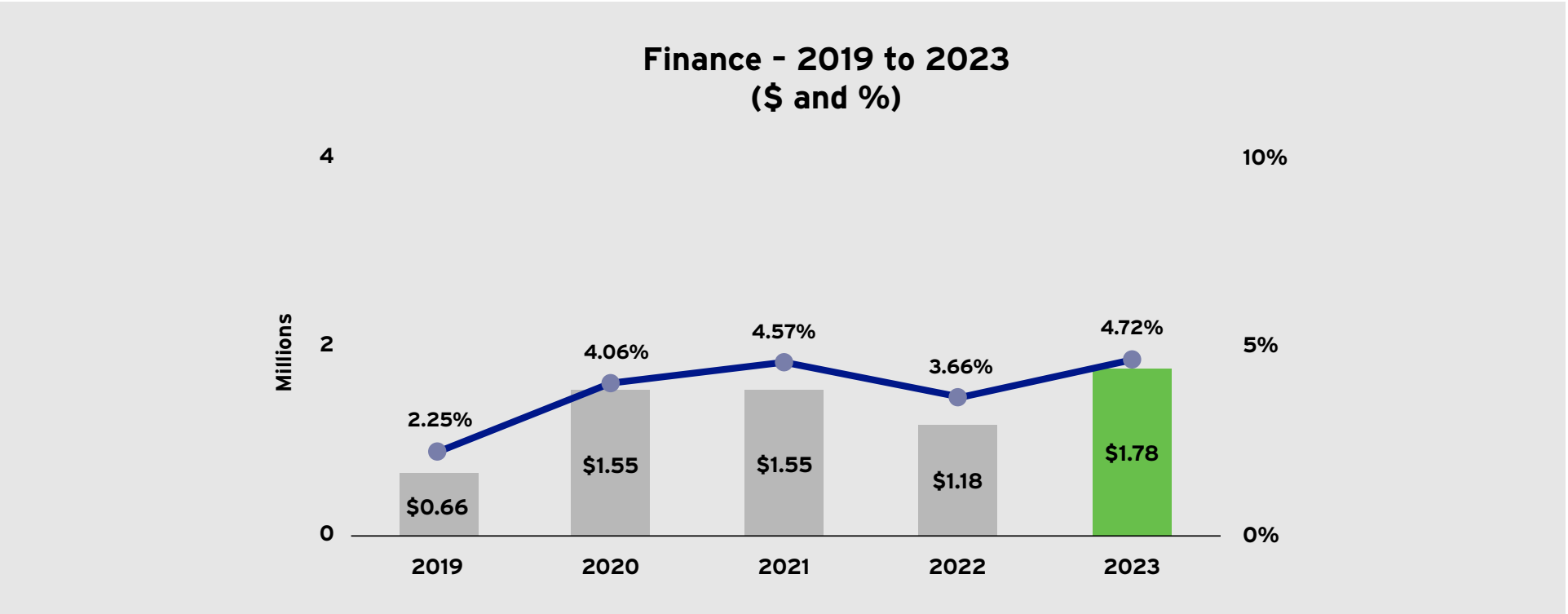
There were no formal complaints filed against SDG&E with the CPUC or lawsuits filed in 2023 in relation to our Supplier Diversity Program.

9.1.7 DESCRIPTION OF EFFORTS TO RECRUIT DIVERSE SUPPLIERS IN LOW-UTILIZATION CATEGORIES

We continue to focus on increasing the number of diverse suppliers as well as the spend in low-utilization categories. In 2023 we spent \$1.78 million, or 4.72% of our total financial services spend with diverse suppliers. In the legal services area, \$2.58 million or 21.92% was spent with diverse firms.

Financial Services

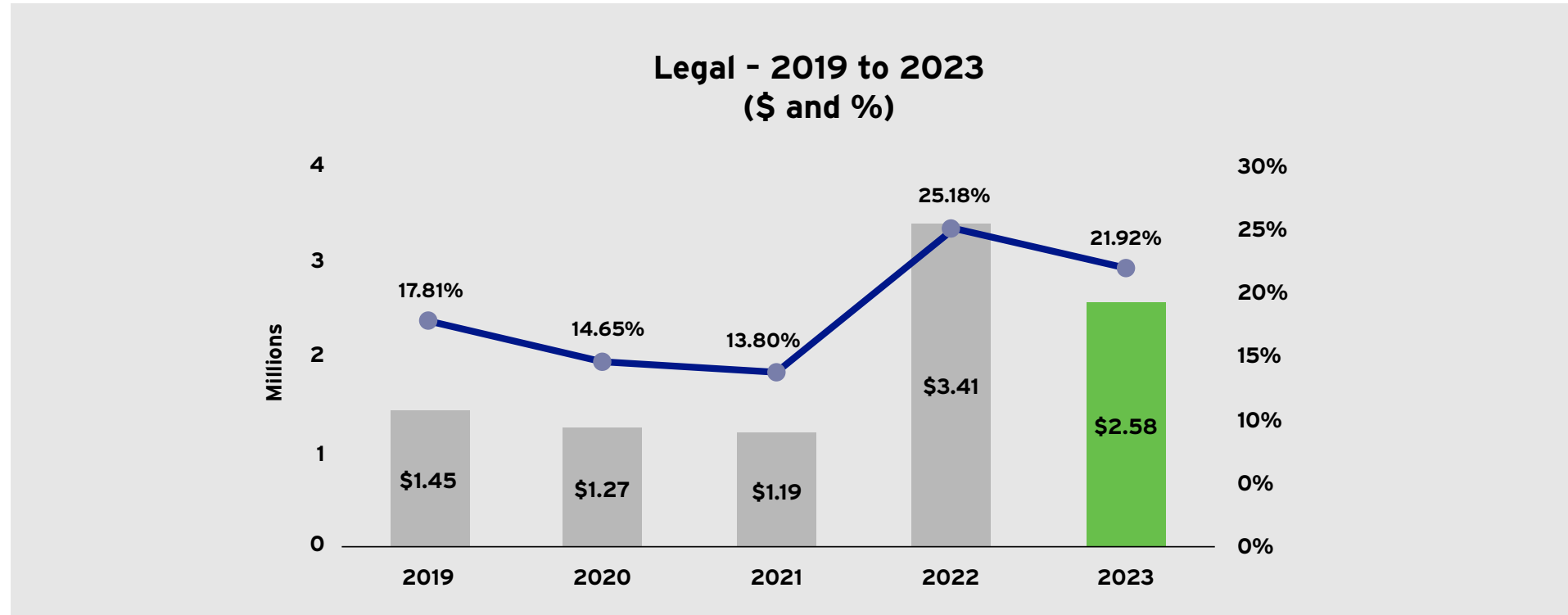
Financial services remain an important part of our outreach efforts. Our executives and stakeholders are aware of the importance of penetrating this service sector and are assisting in actively seeking out qualified, diverse suppliers for specific financial reviews and audits.



9.1.7 DESCRIPTION OF EFFORTS TO RECRUIT DIVERSE SUPPLIERS IN LOW-UTILIZATION CATEGORIES

Legal Services

We recognize the importance of working with diverse legal firms. Our legal department has a Community of Counsel Diversity program that provides incentives to law firms, which perform work for SDG&E and assign diverse partners and non-partner attorneys for our matters.



9.1.9 DESCRIPTION OF SUPPLIER DIVERSITY ACTIVITIES AND PROGRESS IN POWER (ENERGY) PROCUREMENT

We procured over \$4.6 million in renewable energy from diverse suppliers in power procurement and progress achieved during the previous calendar year.

9.1.9 Supplier Diversity Results in Power (Energy) Procurement

SDG&E		2023			GO 156 Section 9.1.9			
		Supplier Diversity Annual Results in Power (Energy) Procurement						
		Direct Power Purchases \$	Direct Fuels for Generation \$		Totals \$ ¹		% ²	
		Renewable and Non-Renewable Power Products	Diesel	Natural Gas	Direct ³	Sub	Total \$ ⁴	
Minority Male	African American	\$0	\$0	\$0	\$0	\$0	\$0	0.00%
	Asian Pacific American	\$0	\$0	\$0	\$0	\$0	\$0	0.00%
	Hispanic American	\$0	\$0	\$0	\$0	\$0	\$0	0.00%
	Native American	\$4,683,094	\$0	\$0	\$4,683,094	\$0	\$4,683,094	0.39%
	Total Minority Male	\$4,683,094	\$0	\$0	\$4,683,094	\$0	\$4,683,094	0.39%
Minority Female	African American	\$0	\$0	\$0	\$0	\$0	\$0	0.00%
	Asian Pacific American	\$0	\$0	\$22,989,051	\$22,898,051	\$0	\$22,898,051	1.90%
	Hispanic American	\$0	\$0	\$0	\$0	\$0	\$0	0.00%
	Native American	\$0	\$0	\$0	\$0	\$0	\$0	0.00%
	Total Minority Female	\$0	\$0	\$22,989,051	\$27,581,145	\$0	\$27,581,145	2.29%
Total Minority Business Enterprise (MBE)		\$0	\$0	\$0	\$0	\$0	\$0	0.00%
Women Business Enterprise (WBE)		\$0	\$0	\$0	\$0	\$0	\$0	0.00%
Lesbian, Gay, Bisexual, Transgender Business Enterprise (LGBTBE)		\$0	\$0	\$0	\$0	\$0	\$0	0.00%
Disabled Veteran Business Enterprise (DVBE)		\$0	\$0	\$0	\$0	\$0	\$0	0.00%
Persons with Disabilities Business Enterprise (PDBE)		\$0	\$0	\$0	\$0	\$0	\$0	0.00%
8(a) ⁵		\$0	\$0	\$0	\$0	\$0	\$0	0.00%
Total Supplier Diversity Spend		\$4,683,094	\$0	\$22,989,051	\$27,581,145	\$0	\$27,581,145	2.29%
Net Power Procurement		\$1,202,737,632						
Net Direct Power Purchases		\$1,004,634,025						
Net Direct Fuels for Generation		\$198,103,608						

NOTES: ¹ Excludes purchases from the California Independent System Operator (CAISO), other utilities, federal entities, state entities, municipalities and cooperatives.
² Excludes purchases from the CAISO, other utilities, federal entities, state entities, municipalities and cooperatives.
³ % - Percentage of Net Procurement
⁴ "Total" does not include pre-commercial development (COD) subcontracting values.
⁵ 8(a) - Businesses owned and controlled by persons found to be disadvantaged by the U.S. Small Business Administration pursuant to Section 8(a) of the Small Business Act, as amended (15 U.S.C. 637 (a)) or the U.S. Secretary of Commerce, pursuant to Section 5 of Executive Order 11625 (GO 156 Section 1.3.13).
 Public version excludes nuclear spend.

9.1.11 DESCRIPTION OF SUPPLIER DIVERSITY ACTIVITIES AND PROGRESS IN FUEL PROCUREMENT

We remain committed to creating opportunities for diverse natural gas suppliers. In 2023, we purchased over \$22.8 million of natural gas, used for our gas-fired electric generation plants, from diverse suppliers. We faced challenges in diversifying our power procurement because our obligation to procure least-cost, best-fit electricity from suppliers, and to manage risk exposure by finding and vetting suppliers who meet our credit requirements. It is often difficult for diverse suppliers with limited access to credit to mount a plausible case for their proposals against large electric generators financed by investment firms or commercial banks. We continue to work with individual diverse suppliers on credit requirements and access to credit strategies in order to foster their participation in the electricity market. SDG&E and other utility buyers use a specialized credit instrument, the Funds Transfer Agency Agreement (FTAA), to assist small suppliers in short-term procurement opportunities. The FTAA facilitates entry into a capital-intensive portion of our power procurement process for diverse suppliers without having to utilize their available lines of credit.



9.1.11 SUPPLIER DIVERSITY RESULTS IN FUEL PROCUREMENT

SDG&E		2023 Supplier Diversity Annual Results in Fuel Procurement						GO 156 Section 9.1.11	
		Natural Gas \$		LPG \$ ¹		Totals \$ ²		% ³	
		Short Term	Long Term	Short Term	Long Term	Total Natural Gas	Total LPG		Total \$
Minority Male	African American	\$0	\$0	\$0	\$0	\$0	\$0	\$0	0.00%
	Asian Pacific American	\$0	\$0	\$0	\$0	\$0	\$0	\$0	0.00%
	Hispanic American	\$0	\$0	\$0	\$0	\$0	\$0	\$0	0.00%
	Native American	\$0	\$0	\$0	\$0	\$0	\$0	\$0	0.00%
	Total Minority Male	\$0	\$0	\$0	\$0	\$0	\$0	\$0	0.00%
Minority Female	African American	\$0	\$0	\$0	\$0	\$0	\$0	\$0	0.00%
	Asian Pacific American	\$22,898,051	\$0	\$0	\$0	\$0	\$0	\$0	0.00%
	Hispanic American	\$0	\$0	\$0	\$0	\$0	\$0	\$0	0.00%
	Native American	\$0	\$0	\$0	\$0	\$0	\$0	\$0	0.00%
	Total Minority Female	\$22,898,051	\$0	\$0	\$0	\$22,898,051	\$0	\$0	11.56%
Total Minority Business Enterprise (MBE)		\$0	\$0	\$0	\$0	\$0	\$0	\$0	0.00%
Women Business Enterprise (WBE)		\$0	\$0	\$0	\$0	\$0	\$0	\$0	0.00%
Lesbian, Gay, Bisexual, Transgender Business Enterprise (LGBTBE)		\$0	\$0	\$0	\$0	\$0	\$0	\$0	0.00%
Disabled Veteran Business Enterprise (DVBE)		\$0	\$0	\$0	\$0	\$0	\$0	\$0	0.00%
Persons with Disabilities Business Enterprise (PDBE)		\$0	\$0	\$0	\$0	\$0	\$0	\$0	0.00%
8(a) ⁴		\$0	\$0	\$0	\$0	\$0	\$0	\$0	0.00%
Total Supplier Diversity Spend		\$22,898,051	\$0	\$0	\$0	\$22,898,051		\$22,898,051	11.56%
Net Fuel Procurement		\$198,103,608							
Net Natural Gas Procurement		\$198,103,608							
Net LPG Procurement		\$0							

NOTES: Short Term: The term of the deal is no longer than one calendar month.
 Long Term: The term of the deal is greater than one calendar month but less than one calendar year.
¹ LPG - Liquefied Petroleum Gas
² Excludes purchases from the CAISO, other utilities, federal entities, state entities, municipalities and cooperatives.
³ % - Percentage of Net Fuel Procurement
⁴ 8(a) - Businesses owned and controlled by persons found to be disadvantaged by the U.S. Small Business Administration pursuant to Section 8(a) of the Small Business Act, as amended Z (15 U.S.C. 637 (a)) or the U.S. Secretary of Commerce, pursuant to Section 5 of Executive Order 11625 (GO 156 Section 1.3.13).



2024 Supplier Diversity Annual Plan

10.1.1 SUPPLIER DIVERSITY SHORT-, MID-, AND LONG-TERM PROCUREMENT GOALS

We are committed to a 41% supplier diversity goal and to continue exceeding the requirements of General Order 156, in our short-, mid- and long-term supplier diversity goals.

Since the makeup of our diverse suppliers is ever-changing, we have not established specific goals within each sub-category.

To achieve the supplier diversity goal, we will focus on the following initiatives to help suppliers build a sustainable business model:

- Continue to increase our spending with local, diverse suppliers
- Expand our virtual communication platforms to support our technical assistance programs, supplier symposiums and collaboration with community organizations
- Continue to work toward achieving the CPUC's 1.5% LGBTBE goal
- Continue to work closely with key business units and employees and leverage our refreshed Champion Ambassador Program to help advance business opportunities for our diverse suppliers

10.1.1 SUPPLIER DIVERSITY SHORT-, MID-, AND LONG-TERM PROCUREMENT GOALS

SDG&E		2023 Supplier Diversity Short-, Mid-, and Long-Term Goals Procurement Goals											GO 156 Section 10.1.1					
SIC Code Product	Short-Term 2024						Mid-Term 2026					Long-Term 2028						
	Minority Business Enterprise (MBE)	Women Business Enterprise (WBE)	Lesbian, Gay, Bisexual, Transgender Business Enterprise (LGBTBE)	Disabled Veterans Business Enterprise (DVBE)	Persons with Disabilities Business Enterprise (PDBE)	Total Supplier Diversity Goal	Minority Business Enterprise (MBE)	Women Business Enterprise (WBE)	Lesbian, Gay, Bisexual, Transgender Business Enterprise (LGBTBE)	Disabled Veterans Business Enterprise (DVBE)	Person with Disabilities Business Enterprise (PDVBE)	Total Supplier Diversity Goal	Minority Business Enterprise (MBE)	Women Business Enterprise (WBE)	Lesbian, Gay, Bisexual, Transgender Business Enterprise (LGBTBE)	Disabled Veterans Business Enterprise (DVBE)	Person with Disabilities Business Enterprise (PDBE)	Total Supplier Diversity Goal
28 - Chemicals & Allied Products	15.00%	5.00%	1.50%	1.50%	0.00%	23.00%	15.00%	5.00%	1.50%	1.50%	0.00%	23.00%	15.00%	5.00%	1.50%	1.50%	0.00%	23.00%
30 - Rubber & Miscellaneous Plastics Products	15.00%	5.00%	1.50%	1.50%	0.00%	23.00%	15.00%	5.00%	1.50%	1.50%	0.00%	23.00%	15.00%	5.00%	1.50%	1.50%	0.00%	23.00%
32 - Stone, Clay, Glass & Concrete Products	15.00%	5.00%	1.50%	1.50%	0.00%	23.00%	15.00%	5.00%	1.50%	1.50%	0.00%	23.00%	15.00%	5.00%	1.50%	1.50%	0.00%	23.00%
33 - Primary Metal Industries	15.00%	5.00%	1.50%	1.50%	0.00%	23.00%	15.00%	5.00%	1.50%	1.50%	0.00%	23.00%	15.00%	5.00%	1.50%	1.50%	0.00%	23.00%
34 - Fabricated Metal Prods, Except Machinery	15.00%	5.00%	1.50%	1.50%	0.00%	23.00%	15.00%	5.00%	1.50%	1.50%	0.00%	23.00%	15.00%	5.00%	1.50%	1.50%	0.00%	23.00%
35 - Industrial & Commercial Machinery & Computers	15.00%	5.00%	1.50%	1.50%	0.00%	23.00%	15.00%	5.00%	1.50%	1.50%	0.00%	23.00%	15.00%	5.00%	1.50%	1.50%	0.00%	23.00%
36 - Electronic & Electric Equipment & Components	15.00%	5.00%	1.50%	1.50%	0.00%	23.00%	15.00%	5.00%	1.50%	1.50%	0.00%	23.00%	15.00%	5.00%	1.50%	1.50%	0.00%	23.00%
37 - Transportation Equipment	15.00%	5.00%	1.50%	1.50%	0.00%	23.00%	15.00%	5.00%	1.50%	1.50%	0.00%	23.00%	15.00%	5.00%	1.50%	1.50%	0.00%	23.00%
38 - Measuring, Analyzing & Controlling Instruments	15.00%	5.00%	1.50%	1.50%	0.00%	23.00%	15.00%	5.00%	1.50%	1.50%	0.00%	23.00%	15.00%	5.00%	1.50%	1.50%	0.00%	23.00%
39 - Miscellaneous Manufacturing Industries	15.00%	5.00%	1.50%	1.50%	0.00%	23.00%	15.00%	5.00%	1.50%	1.50%	0.00%	23.00%	15.00%	5.00%	1.50%	1.50%	0.00%	23.00%
50 - Wholesale Trade - Durable Goods	15.00%	5.00%	1.50%	1.50%	0.00%	23.00%	15.00%	5.00%	1.50%	1.50%	0.00%	23.00%	15.00%	5.00%	1.50%	1.50%	0.00%	23.00%
51 - Wholesale Trade - Nondurable Goods	15.00%	5.00%	1.50%	1.50%	0.00%	23.00%	15.00%	5.00%	1.50%	1.50%	0.00%	23.00%	15.00%	5.00%	1.50%	1.50%	0.00%	23.00%
52 - Building Materials, Hardware & Garden Supply	15.00%	5.00%	1.50%	1.50%	0.00%	23.00%	15.00%	5.00%	1.50%	1.50%	0.00%	23.00%	15.00%	5.00%	1.50%	1.50%	0.00%	23.00%
55 - Automotive Dealers & Gasoline Service Stations	15.00%	5.00%	1.50%	1.50%	0.00%	23.00%	15.00%	5.00%	1.50%	1.50%	0.00%	23.00%	15.00%	5.00%	1.50%	1.50%	0.00%	23.00%
58 - Eating & Drinking Places	15.00%	5.00%	1.50%	1.50%	0.00%	23.00%	15.00%	5.00%	1.50%	1.50%	0.00%	23.00%	15.00%	5.00%	1.50%	1.50%	0.00%	23.00%
59 - Miscellaneous Retail	15.00%	5.00%	1.50%	1.50%	0.00%	23.00%	15.00%	5.00%	1.50%	1.50%	0.00%	23.00%	15.00%	5.00%	1.50%	1.50%	0.00%	23.00%
Subtotal	15.00%	5.00%	1.50%	1.50%	0.00%	23.00%	15.00%	5.00%	1.50%	1.50%	0.00%	23.00%	15.00%	5.00%	1.50%	1.50%	0.00%	23.00%

10.1.1 SUPPLIER DIVERSITY SHORT-, MID-, AND LONG-TERM PROCUREMENT GOALS

SDG&E		2023 Supplier Diversity Short-, Mid-, and Long-Term Goals Procurement Goals											GO 156 Section 10.1.1					
SIC Code Service	Short-Term 2024						Mid-Term 2026					Long-Term 2028						
	Minority Business Enterprise (MBE)	Women Business Enterprise (WBE)	Lesbian, Gay, Bisexual, Transgender Business Enterprise (LGBTBE)	Disabled Veterans Business Enterprise (DVBE)	Persons with Disabilities Business Enterprise (PDBE)	Total Supplier Diversity Goal	Minority Business Enterprise (MBE)	Women Business Enterprise (WBE)	Lesbian, Gay, Bisexual, Transgender Business Enterprise (LGBTBE)	Disabled Veterans Business Enterprise (DVBE)	Person with Disabilities Business Enterprise (PDVBE)	Total Supplier Diversity Goal	Minority Business Enterprise (MBE)	Women Business Enterprise (WBE)	Lesbian, Gay, Bisexual, Transgender Business Enterprise (LGBTBE)	Disabled Veterans Business Enterprise (DVBE)	Person with Disabilities Business Enterprise (PDVBE)	Total Supplier Diversity Goal
07 - Agricultural Services	15.00%	5.00%	1.50%	1.50%	0.00%	23.00%	15.00%	5.00%	1.50%	1.50%	0.00%	23.00%	15.00%	5.00%	1.50%	1.50%	0.00%	23.00%
13 - Oil & Gas Extraction	15.00%	5.00%	1.50%	1.50%	0.00%	23.00%	15.00%	5.00%	1.50%	1.50%	0.00%	23.00%	15.00%	5.00%	1.50%	1.50%	0.00%	23.00%
15 - Building Construction - General Contractors	15.00%	5.00%	1.50%	1.50%	0.00%	23.00%	15.00%	5.00%	1.50%	1.50%	0.00%	23.00%	15.00%	5.00%	1.50%	1.50%	0.00%	23.00%
16 - Heavy Construction Other Than Building	15.00%	5.00%	1.50%	1.50%	0.00%	23.00%	15.00%	5.00%	1.50%	1.50%	0.00%	23.00%	15.00%	5.00%	1.50%	1.50%	0.00%	23.00%
17 - Construction - Special Trade Contractors	15.00%	5.00%	1.50%	1.50%	0.00%	23.00%	15.00%	5.00%	1.50%	1.50%	0.00%	23.00%	15.00%	5.00%	1.50%	1.50%	0.00%	23.00%
27 - Printing, Publishing & Allied Industries	15.00%	5.00%	1.50%	1.50%	0.00%	23.00%	15.00%	5.00%	1.50%	1.50%	0.00%	23.00%	15.00%	5.00%	1.50%	1.50%	0.00%	23.00%
42 - Motor Freight Transport & Warehousing	15.00%	5.00%	1.50%	1.50%	0.00%	23.00%	15.00%	5.00%	1.50%	1.50%	0.00%	23.00%	15.00%	5.00%	1.50%	1.50%	0.00%	23.00%
47 - Transportation Services	15.00%	5.00%	1.50%	1.50%	0.00%	23.00%	15.00%	5.00%	1.50%	1.50%	0.00%	23.00%	15.00%	5.00%	1.50%	1.50%	0.00%	23.00%
49 - Electric, Gas & Sanitary Services	15.00%	5.00%	1.50%	1.50%	0.00%	23.00%	15.00%	5.00%	1.50%	1.50%	0.00%	23.00%	15.00%	5.00%	1.50%	1.50%	0.00%	23.00%
60 - Depository Institutions	15.00%	5.00%	1.50%	1.50%	0.00%	23.00%	15.00%	5.00%	1.50%	1.50%	0.00%	23.00%	15.00%	5.00%	1.50%	1.50%	0.00%	23.00%
62 - Security & Commodity Brokers & Exchanges	15.00%	5.00%	1.50%	1.50%	0.00%	23.00%	15.00%	5.00%	1.50%	1.50%	0.00%	23.00%	15.00%	5.00%	1.50%	1.50%	0.00%	23.00%
64 - Insurance Agents, Brokers & Services	15.00%	5.00%	1.50%	1.50%	0.00%	23.00%	15.00%	5.00%	1.50%	1.50%	0.00%	23.00%	15.00%	5.00%	1.50%	1.50%	0.00%	23.00%
65 - Real Estate	15.00%	5.00%	1.50%	1.50%	0.00%	23.00%	15.00%	5.00%	1.50%	1.50%	0.00%	23.00%	15.00%	5.00%	1.50%	1.50%	0.00%	23.00%
73 - Business Svcs	15.00%	5.00%	1.50%	1.50%	0.00%	23.00%	15.00%	5.00%	1.50%	1.50%	0.00%	23.00%	15.00%	5.00%	1.50%	1.50%	0.00%	23.00%
75 - Automotive Repair, Services & Parking	15.00%	5.00%	1.50%	1.50%	0.00%	23.00%	15.00%	5.00%	1.50%	1.50%	0.00%	23.00%	15.00%	5.00%	1.50%	1.50%	0.00%	23.00%
76 - Miscellaneous Repair Services	15.00%	5.00%	1.50%	1.50%	0.00%	23.00%	15.00%	5.00%	1.50%	1.50%	0.00%	23.00%	15.00%	5.00%	1.50%	1.50%	0.00%	23.00%
80 - Health Services	15.00%	5.00%	1.50%	1.50%	0.00%	23.00%	15.00%	5.00%	1.50%	1.50%	0.00%	23.00%	15.00%	5.00%	1.50%	1.50%	0.00%	23.00%
81 - Legal Services	15.00%	5.00%	1.50%	1.50%	0.00%	23.00%	15.00%	5.00%	1.50%	1.50%	0.00%	23.00%	15.00%	5.00%	1.50%	1.50%	0.00%	23.00%
87 - Engineering, Accounting, Research & Management	15.00%	5.00%	1.50%	1.50%	0.00%	23.00%	15.00%	5.00%	1.50%	1.50%	0.00%	23.00%	15.00%	5.00%	1.50%	1.50%	0.00%	23.00%
89 - Miscellaneous Services	15.00%	5.00%	1.50%	1.50%	0.00%	23.00%	15.00%	5.00%	1.50%	1.50%	0.00%	23.00%	15.00%	5.00%	1.50%	1.50%	0.00%	23.00%
Subtotal	15.00%	5.00%	1.50%	1.50%	0.00%	23.00%	15.00%	5.00%	1.50%	1.50%	0.00%	23.00%	15.00%	5.00%	1.50%	1.50%	0.00%	23.00%
Total	15.00%	5.00%	1.50%	1.50%	0.00%	23.00%	15.00%	5.00%	1.50%	1.50%	0.00%	23.00%	15.00%	5.00%	1.50%	1.50%	0.00%	23.00%

10.1.2 DESCRIPTION OF SUPPLIER DIVERSITY PROGRAM ACTIVITIES PLANNED FOR THE NEXT CALENDAR YEAR

Internal

We will review and supplement the internal activities detailed in Section 9.1.1 of this report to build upon the success of our program. We continue to focus on working capital accessibility and identify strategies to increase diverse supplier participation for each portfolio, major project and department.

External

We will continue to build upon the successful external strategies described in Section 9.1.1 of this report through collaboration with our Community Based Organizations (CBOs) and local business and civic leaders.

10.1.3 PLANS FOR RECRUITING DIVERSE SUPPLIERS IN LOW UTILIZATION CATEGORIES

The electric commodity market is an underutilized area for diverse supplier participation. Through the efforts outlined in Section 9.1.1, we continue to inform and educate diverse suppliers about potential opportunities. Refer to Sections 9.1.1 and 10.1.2 of this report for analysis and corresponding planned activities to recruit diverse suppliers in all underutilized areas.

10.1.4 PLANS FOR RECRUITING DIVERSE SUPPLIERS WHERE UNAVAILABLE

We will continue to work with our CBOs, internal stakeholders and prime suppliers to help identify, build and develop diverse suppliers in areas and categories where there are few or no diverse businesses.

10.1.5 PLANS FOR ENCOURAGING PRIME CONTRACTORS TO SUBCONTRACT WITH DIVERSE SUPPLIERS

Expanding on our past success of having prime contractors engage diverse subcontractors, we will continue to enhance activities outlined in Section 9.1.5 of this report. We will continue to improve upon processes for tracking and comparing subcontracting commitments to actual prime contractor subcontracting spending. We assign a supplier diversity professional to every major prime contractor with a subcontracting commitment. These efforts enable the Supplier Diversity Team to better manage the prime contractors' performance and identify opportunities for continuous improvements.

10.1.6 PLANS FOR COMPLYING WITH GUIDELINES

We will continue our efforts to meet or exceed all requirements established by General Order 156.

2024 GLOSSARY OF TERMS



GO 156 Section 1.3 Definitions*			
Name	Definition	Acronym	Certification
Woman Business Enterprises	A business enterprise at least 51% owned by a woman or women, or if a publicly owned business, at least 51% of the stock owned by one or more women; and whose management and daily business operations are controlled by one or more of those individuals (GO 156 Section 1.3.3).	WBE	Supplier Clearinghouse
Minority Business Enterprises	A business enterprise at least 51% owned by a minority individual or group(s), or if a publicly owned business, at least 51 % of the stock owned by one or more minority groups; and whose management and daily business operations are controlled by one or more of those individuals. Minority includes, but is not limited to, African Americans, Hispanic Americans, Native Americans, Asian Pacific Americans, and other groups as defined in the GO (GO 156 Section 1.3.4).	MBE	Supplier Clearinghouse
Lesbian, Gay, Bisexual, Transgender (LGBT) Business Enterprise	A business enterprise at least 51% owned by a lesbian, gay, bisexual, or transgender person or persons, or if a publicly owned business, at least 51% of the stock owned by one or more lesbian, gay, bisexual, or transgender persons; and whose management and daily business operations are controlled by one or more of those individuals (GO Section 156 1.3.5).	LGBTBE	Supplier Clearinghouse
Persons with Disabilities Business Enterprise	A business enterprise at least 51% owned by a person or persons with a disability, or if a publicly owned business, at least 51 % of the stock owned by one or more persons with a disability; and whose management and daily business operations are controlled by one or more of those individuals (GO 156 Section 1.3.6)	PDBE	Supplier Clearinghouse
Disabled Veteran Business Enterprises	1) It is a sole proprietorship at least 51% owned by one or more disabled veterans or, in the case of a publicly owned business, at least 51% of its stock is owned by one or more disabled veterans; a subsidiary which is wholly owned by a parent corporation, but only if at least 51% of the voting stock of the parent corporation is owned by one or more disabled veterans; or a joint venture in which at least 51% of the joint venture's management and control and earnings are held by one or more disabled veterans. (2) The management and control of the daily business operations are by one or more disabled veterans. (3) It is a sole proprietorship, corporation, or partnership with its home office located in the United States, which is not a branch or subsidiary of a foreign corporation, foreign firm, or other foreign-based business (GO 156 Section 4.1).	DVBE	Department of General Services (DGS)
Disabled Veteran	Refers to a veteran of the military, naval or air service of the United States with a service-connected disability and who is a resident of the State of California (GO 156 Section 1.3.7).		
African American	Refers to a person having origins in any black racial groups of Africa (GO 156 Section 1.3.9)	BA	
Asian Pacific American	Refers to a person having origin in Asia or the Indian subcontinent, including, but not limited to, persons from Japan, China, the Philippines, Vietnam, Korea, Samoa, Guam, the U.S. Trust Territories of the Pacific, Northern Marianas, Laos, Cambodia, Taiwan, India, Pakistan, and Bangladesh (GO 156 Section 1.3.12).	APA	

GO 156 Section 1.3 Definitions*			
Name	Definition	Acronym	Certification
Hispanic American	Refers to a person of Mexican, Puerto Rican, Cuban, South or Central American, Caribbean, and other Spanish culture or origin (GO 156 Section 1.3.10).	HA	
Native American	Refers to a person having origin in any of the original peoples of North America or the Hawaiian Islands, in particular, American Indians, Eskimos, Aleuts, and Native Hawaiians (GO 156 Section 1.3.11).	NA	
Other Groups (8(a))	Persons found to be disadvantaged by the U.S. Small Business Administration pursuant to Section 8(a) of the Small Business Act, as amended (15 U.S.C. 637 (a)) or the U.S. Secretary of Commerce, pursuant to Section 5 of Executive Order 11625 (GO 156 Section 1.3.13).	8(a)	
Subcontract	Any agreement or arrangement between a contractor and any party or person (in which the parties do not stand in the relationship of an employer and an employee): for the furnishing of supplies or services for the use of real or personal property, including lease arrangements, which, in whole or in part, is necessary to the performance of any one or more contracts; or under which any portion of the contractor's obligation under any one or more contracts is performed, undertaken or assumed (GO 156 Section 1.3.23).	Sub	
Supplier Clearinghouse	A Commission-supervised program or entity that shall conduct certifications/ verifications and maintain a database of eligible suppliers for the use of utilities and other covered entities under the Commission's Supplier Diversity Program (GO 156 Section 1.3.22).		
Commission	Refers to the California Public Utilities Commission, as provided for in Article XII of the California Constitution (GO 156 Section 1.3.1).	CPUC	
Short-Term Goal	A goal applicable to a period of one (1) year (GO 156 Section 1.3.18).		
Mid-Term Goal	A goal applicable to a period of three (3) years (GO 156 Section 1.3.19).		
Long-Term Goal	A goal applicable to a period of five (5) years (GO 156 Section 1.3.20).		
Product and Service Categories	As defined by the Standard Industrial Classification (SIC) system maintained by the United States Department of Labor, Occupational Safety and Health Administration, as they currently read or as amended or as defined by any other updated classification system that supersedes the SIC system (GO 156 Section 1.3.24).		
Supplier Diversity	Refers to the inclusion of women, minority, disabled veteran, LGBT, and persons with disabilities business enterprises in supply chains and procurement activities		
Diverse Business/Supplier	Refers to women, minority, disabled veteran, LGBT, and persons with disabilities business enterprises		
	NOTE: * These definitions are not proposed amendments to Section 1.3 of GO 156 or the other Sections. The purpose of these definitions is to provide convenient reference in preparing GO 156 reports.		

MICROGRIDS HELP STRENGTHEN COMMUNITY RESILIENCE

With the help of Morrow-Meadows Corporation, a Women Business Enterprise, SDG&E completed construction on four microgrids in 2023. Powered by energy storage, the microgrids provide backup power to critical community facilities, such as fire stations, schools and libraries that serve as Cool Zones.





P.O. Box 129831 | San Diego, CA 92112-9831 | 1-800-411-7343 | Connect at **[sdge.com](https://www.sdge.com)**

© 2024 San Diego Gas & Electric Company. Trademarks are property of their respective owners. All rights reserved.
Some materials used under license, with all rights reserved by licensor.

Think before printing.