

ADVANCING SUPPLIER DIVERSITY



SUPPLIER DIVERSITY

2024 ANNUAL REPORT
2025 ANNUAL PLAN

March 3, 2025



Contents

Message from the CEO	3
Supplier Diversity Highlights	4
Procurement Results	5
2024 ANNUAL REPORT	
9.1.1 Program Activities	7
9.1.2.1 Summary of Purchases/Contracts	15
9.1.2.2 Number of Diverse Suppliers and Revenue Reported to the Supplier Clearinghouse	15
9.1.2.3 Description of Supplier Workforce	15
9.1.3 Program Expenses	15
9.1.4 Description of Progress in Meeting or Exceeding Set Goals	15
9.1.5 Subcontractors	16
9.1.6 List of Supplier Diversity Complaints Received and Current Status	16
9.1.7 DBEs in Underutilized Areas	16
2025 ANNUAL PLAN	
Message from the VP of Supply Chain and Operations Support	21
10.1.1 Goals	22
10.1.2 Description of Supplier Diversity Program Activities Planned for the Next Calendar Year	22
10.1.3 Recruitment Plans for Suppliers in Underutilized Areas	22
10.1.4 Plans for Unavailable Suppliers	23
10.1.5 Subcontracting Plans	23
10.1.6 Program Compliance	23
2024 ANNUAL REPORT FUEL PROCUREMENT	
9.1.11.1a Market Origins and Fuel Type	24
9.1.11.1b Volume and Dollar Magnitude	24
9.1.11.1c Term of Sale	26
9.1.11.1d Ethnicity and Gender of Supplier	26
9.1.11.2a Existing and/or Changing Market Conditions	26
9.1.11.2b Specific Outreach Programs	26
9.1.11.2c Exclusions of Specific Fuel Category	26
2025 ANNUAL PLAN FUEL PROCUREMENT	
10.1.1 Goals	29
10.1.2 Planned Activities	29
10.1.3 Recruitment Plans for Suppliers in Underutilized Areas	29
10.1.4 Plans for Unavailable Suppliers	29
10.1.5 Subcontracting Plans	29
10.1.6 Program Compliance	29
CHART ADDENDUMS	32
WORKFORCE AND CORPORATE BOARD DIVERSITY	54





Maryam

Maryam Brown
CEO, SoCalGas

Message from the CEO

For over 45 years, SoCalGas has worked consistently to increase participation in California's energy economy. Doing so makes California more prosperous and inclusive, and collaboratively advances our energy system goals.

Our initiatives take many forms, such as building community relationships, providing education resources to prepare new and growing businesses for opportunities, and making competitive opportunities accessible to a broad range of businesses.

The suppliers we work with help advance system safety, reliability, affordability, and innovation. We are proud to report that in 2024 SoCalGas continued its leadership in supplier diversity, with diverse primes and subcontractors representing 44.53% of our total expenditures.

Additionally, the U.S. Department of Energy (DOE) chose SoCalGas as host of the 2024 Minority Business Enterprise (MBE) Connect Summit at our Energy Resource Center (ERC) H2 Innovation Experience in Downey, California. Featuring panels, workshops, and matchmaking sessions, this summit highlighted \$400 billion in federal contracting opportunities. The event provided a nexus for hundreds of suppliers to connect with local, state, and federal agencies, opening doors to new opportunities and fostering economic growth in our state.

As SoCalGas looks to the future, we extend our sincere gratitude to the many businesses that collaborate with us. Together we are shaping a bright future for California communities.



**THE SUPPLIERS WE WORK WITH
HELP ADVANCE SYSTEM SAFETY,
RELIABILITY, AFFORDABILITY,
AND INNOVATION."**

2024 Supplier Diversity Highlights*



\$2.43 Billion

Total Procurement



\$1.08 Billion

Total Procurement with Diverse Business Enterprises (DBEs)



44.53%

Total Procurement with DBEs



608

DBEs



9

DBEs Among Top 25 Suppliers



85.36%

Diverse Suppliers Based in California



3,540

Suppliers Received Technical Assistance



310

Diverse Prime Suppliers



125

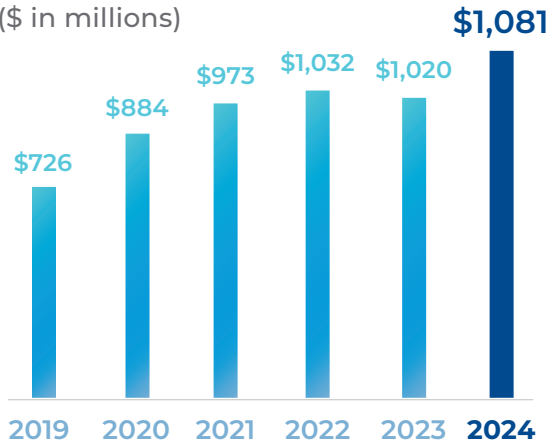
New DBE Suppliers

* Dollars and Percentages reflect rounding differences.

Procurement Results*

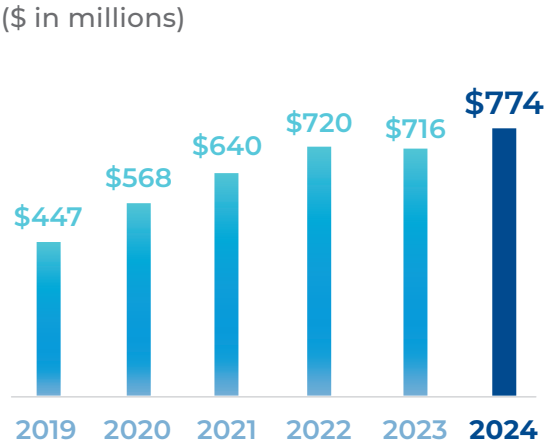
Total Spend with Diverse Business Enterprises

(\$ in millions)



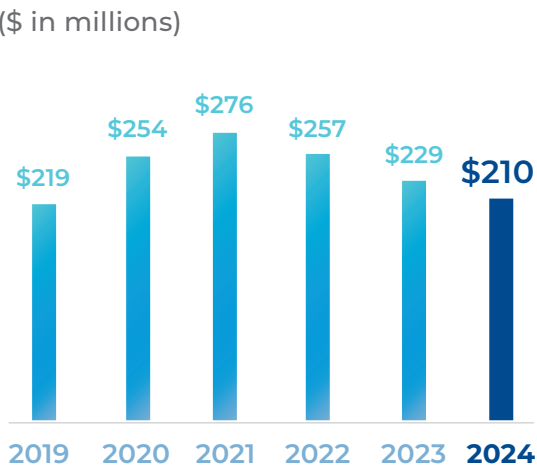
Minority Business Enterprises

(\$ in millions)



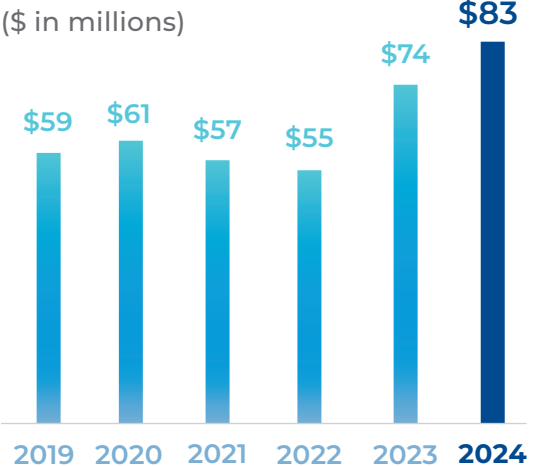
Women Business Enterprises

(\$ in millions)



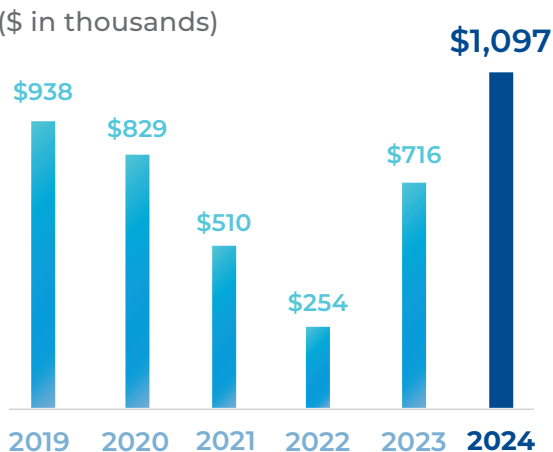
Disabled Veteran Business Enterprises

(\$ in millions)



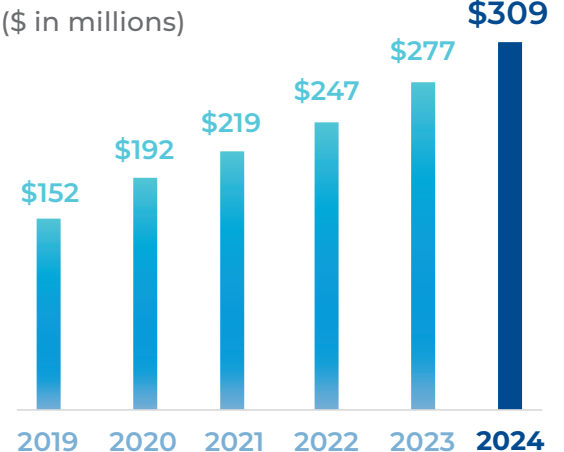
Lesbian, Gay, Bisexual and Transgender Business Enterprises

(\$ in thousands)



Diverse Subcontracting

(\$ in millions)



* Dollars and Percentages reflect rounding differences.

2024 Annual Report

| Groundbreaking for the Integrated Operations Center (formerly known as Control Center Modernization Project)



► Over the past seven years, SoCalGas has spent nearly \$6.39 billion with DBEs.

9.1.1 Program Activities

2024 INTERNAL ACTIVITIES

Corporate Commitment

Each year, we continue to provide opportunities for diverse firms in the CPUC Supplier Clearinghouse to participate in our procurement activities, offering education and training to build business acumen. This allows firms to compete and strengthen our supply chain.

In 2024, SoCalGas surpassed the CPUC supplier diversity goal, purchasing \$1.08 billion in goods and services from DBEs. Over the past seven years, SoCalGas has spent nearly \$6.39 billion with DBEs.

The future presents opportunities for DBEs to participate in various projects. Through sustained engagement by our leaders, we aim to raise awareness and prepare suppliers to compete for these opportunities, as we work toward safe, reliable and affordable energy delivery today, ready for tomorrow.





| Highlights from the MBE Connect Summit

Project Highlight

DEPARTMENT OF ENERGY MINORITY BUSINESS ENTERPRISE CONNECT SUMMIT

In April 2024, SoCalGas collaborated with the DOE to host approximately 700 business leaders from thirty-three states during the DOE's second annual Minority Business Enterprise (MBE) Connect Summit.

This marked the first time the summit was held on the West Coast. At the SoCalGas Energy Resource Center (ERC) H2 Innovation Experience in Downey, California, MBEs engaged with the DOE, over 40 state and federal agencies, prime government contractors, financial institutions, private companies, and nonprofit organizations. The event featured over 1,900 tailored business matchmaking sessions, offering significant networking and learning opportunities.

Panels and workshops fostered collaboration and discussion between MBEs, the DOE, and other government agencies, highlighting \$400 billion in federal contracting opportunities. Participants included the U.S. Department of Agriculture (USDA), the Departments of Commerce, Defense, Interior, Labor, and Transportation; the Environmental Protection Agency (EPA); National Aeronautics and Space Administration (NASA); the U.S. Patent and Trademark Office; and the Small Business Administration (SBA).


COLLABORATION

Pipeline Construction Accelerator Program

SoCalGas and the Council for Supplier Diversity collaborated on a mentorship program to advance the development of small construction businesses. By focusing on industry-specific capabilities, the program aims to develop opportunities and participation of more suppliers in this sector. Three SoCalGas prime contractors paired with small contractors to work on pipeline construction projects.



| Annual Meet the Primes Event



ENGAGEMENT

OFFICER MEETINGS

We elevated our Supplier Relationship Management program through executive level engagement with several of our top prime contractors with the highest spend across pipeline construction, storage field services, consulting, engineering, Information Technology (IT) consulting, and materials. These contractors attended meetings with our CEO and other company Officers to work toward actionable plans to build and maintain a competitive supply chain.

Supplier Diversity Business Showcases

Supplier Diversity Business Showcases are held in advance of forthcoming bid events, allowing SoCalGas business leaders and prime suppliers to engage with DBEs. We held two major business showcases focused on specific SoCalGas projects in environmental services and IT.

“Meet the Primes”

We hosted two “Meet the Primes” events for Underground Storage prime contractors and our annual Supply Chain Management summit, connecting DBEs with prime suppliers to explore potential business opportunities. The focus was on industries such as fleet, facilities, pipeline construction, engineering, storage, transportation, IT and environmental services. Combined, the events attracted over 250 attendees.

LOS ANGELES LGBTQ+ CHAMBER OF COMMERCE

Since July 2023, Patrick Kirkwood, president of the Los Angeles LGBTQ+ Chamber of Commerce, has been on a mission to break down the unique challenges faced by LGBTQ+ businesses and foster a thriving, inclusive economy. With a background in diversity and supporting homeless veterans in workforce programs, Kirkwood brings both strategic and compassionate leadership to his role. At the Chamber, he oversees a team of business advocates and secures corporate sponsorships, which help fund robust programming, workshops, and training sessions designed to help Chamber members thrive.

The Chamber's long-standing collaboration with SoCalGas, which began in 2015, helps to advance this mission. Through SoCalGas-sponsored initiatives like the "Power and Pride" business showcase, and technical assistance workshops featuring sessions on HR, finance, sales, and contract readiness, the Chamber helps its 500+ members access the knowledge and resources needed to secure corporate and government contracts. "This collaboration showcases SoCalGas' support of our mission and our communities' successes," says Kirkwood, "and helps the Chamber broaden its important mission."



This collaboration showcases SoCalGas' support of our mission and our communities' successes."



Patrick Kirkwood
President

SOCALGAS SUPPLIER DIVERSITY CHAMPION



These projects keep dollars local and support our communities."

FACILITIES CONSTRUCTION

Andy Linde's journey from a frontline role to facilities construction project manager at SoCalGas is a story of determination, growth, and dedication. Linde started at SoCalGas in an entry-level role and gradually moved into positions of increasing responsibility. In his current role, Linde is an advocate for suppliers, and his hands-on approach offers a stepping stone for small contractors to grow their businesses. "These projects keep dollars local and support our communities," he says. As he looks to the future, Linde is set on continuing to elevate small businesses, one project at a time. "It's an honor to continue creating opportunities for others."



Andy Linde
Project Manager



| Underground Storage Meet the Primes Event

IT Symposium

SoCalGas and SDG&E co-hosted an IT Symposium in San Diego that brought together industry experts, business units from SoCalGas and SDG&E, executives, procurement staff, DBEs and prime contractors specializing in IT services and products, including emerging areas such as Artificial Intelligence (AI).

Supplier Diversity Champions

Supplier Diversity Champions at SoCalGas are employees who advance contracting opportunities within their business units and are important to the success of SoCalGas' Supplier Diversity program. 67 Champions were instrumental in inviting and encouraging suppliers to bid on various sourcing opportunities in major projects, gas transmission, distribution & storage, environmental, customer assistance, IT, and facilities. Throughout the year, they also participated in numerous events, including the DOE Summit, Supplier Diversity Business Showcases, and "Meet the Primes", serving as mentors, matchmakers, and exhibitors.



| IT Symposium in San Diego

SOUTHERN NEVADA ENVIRONMENTAL, INC.

For Aline LaBar, the acquisition of Southern Nevada Environmental, Inc. (SNEI) with her husband seven years ago was more than a business venture; it was an opportunity to champion environmental protection in the desert landscapes of California and Nevada. SNEI specializes in compliance and mitigation for endangered species during construction projects —most notably, the desert tortoise. SNEI was introduced to the SoCalGas Supplier Diversity team seven years ago. LaBar pursued and received certification with the CPUC. SoCalGas awarded SNEI a contract for desert tortoise monitoring. In 2019, SoCalGas sponsored LaBar's enrollment in UCLA's Management Development for Entrepreneurs program, where LaBar created a business improvement plan that has spurred a remarkable 210% growth trajectory for her business, increasing the number of full-time employees from fifteen to over thirty. "Personal growth is incredibly important when you have great responsibility to employees," LaBar reflects. The collaboration has allowed her to mentor others, bringing the environmental and business lessons full circle into her community.



Personal growth is incredibly important when you have great responsibility to employees."



Aline LaBar
President

COMMUNITY-BASED ORGANIZATIONS



SoCalGas is helping us to create platforms for Asian American businesses to learn, grow, and succeed."

ASIAN BUSINESS ASSOCIATION-LOS ANGELES

Dennis Huang's leadership at the Asian Business Association-Los Angeles (ABALA) has been a two-decade commitment towards fostering Asian American entrepreneurship. Since joining in 2001, Huang has grown ABALA to serve over 1,200 members, creating opportunities for small businesses through a broad array of resources including business forums, workshops, educational webinars, and golf tournaments. SoCalGas played an important role in ABALA's journey, an organization based out of Chinatown, Los Angeles. Early in Huang's career, a SoCalGas representative mentored Huang and through SoCalGas' support, ABALA launched programs such as its Women Business Pioneer Symposium, and Young Entrepreneurs Forum. "SoCalGas is one of the best corporate citizens," Huang says. "SoCalGas is helping us to create platforms for Asian American businesses to learn, grow, and succeed."



Dennis Huang
Executive Director and
CEO



| Environmental Services Business Showcase

SUPPLIER DEVELOPMENT

TECHNICAL ASSISTANCE

SoCalGas continues to invest in supplier development programs designed for broad participation and accessibility, offering both in-person and virtual options. By aligning the content of technical assistance programs to business needs, SoCalGas curates purposeful development opportunities for a wide array of businesses.

Supplier Quick Pay Program (SQPP)

SoCalGas offers electronic payments with modified payment terms of net 15 days to small firms with \$5 million or less in annual revenue and no more than 25 employees, facilitating improved cash flow and enhanced financial planning. In 2024, 157 DBEs were enrolled in this program.

Supplier Diversity Team Initiatives

The Supplier Diversity team collaborates with internal departments and external organizations to implement a robust, strategic DBE program through inclusive procurement practices aligned with business needs, technical assistance programs, and organizing and hosting networking events. The team maintains constant engagement with diverse firms and collaborates with Community-Based Organizations (CBOs) to raise awareness of SoCalGas' Supplier Diversity Program, and to identify new suppliers for upcoming bid opportunities.



| SoCalGas Executives Ben Gordon and Jeff Walker



| Annual Community-Based Organizations Forum



| GLAAACC BEP Graduation

2024 EXTERNAL ACTIVITIES

Community Based Organizations (CBOs)

Our outreach efforts included participation in 55 CBO events. Through our collaborations with these organizations, we supported 22 workshops, designed to enhance business skills of diverse entrepreneurs.

This year's annual in-person CBO forum brought together 16 organizations to discuss SoCalGas' 2024 goals and initiatives, foster dialogue, and strengthen ties with our community partners. Key topics included new programming, upcoming legislative impacts on energy, procurement opportunities, community relations updates, and our Supplier Diversity objectives. Additionally, participants enjoyed a tour of the SoCalGas Energy Resource Center (ERC) H2 Innovation Experience in Downey, showcasing our innovative energy solutions.

Minority Business Enterprises (MBEs)

MBEs continue to comprise a large portion of our service providers and supply chain. In 2024, we spent \$774 million with 374 MBEs.

Women Business Enterprises (WBEs)

SoCalGas continues to offer opportunities for women business enterprises across all areas of our business. In 2024, our total spend was \$210 million with 184 WBEs.

Lesbian, Gay, Bisexual, and Transgender Business Enterprises (LGBTBEs) and Persons with Disabilities Business Enterprises (PDBEs)

Our outreach efforts resulted in engagement with and participation of two low utilization vendor categories, LGBTBE and PDBE. In 2024, we spent \$13.5 million with 28 LGBT businesses and PDBEs.

Together with our community partners, we co-hosted two events for LGBTBE suppliers: "Power in Pride" (with the Los Angeles LGBTQ+ Chamber of Commerce) and "Meet the Buyers" (with the Long Beach LGBTQ+ Chamber of Commerce).

Disabled Veteran Business Enterprises (DVBEs)

Through our collaboration with the Veterans In Business (VIB) Network, we continued to provide mentoring assistance and networking opportunities for DVBEs. We also sponsored the organization's national conference, which attracted over 500 attendees. In 2024, we procured \$82.6 million from 22 DVBEs.

Organizations Supported by SoCalGas

SoCalGas actively engaged with 29 organizations, including CBOs and chambers of commerce to advance opportunities for DBEs. Supplier Diversity team members also held board or committee positions in 12 of these organizations.



| Filipino American Chamber of Commerce of Orange County Gala



| Los Angeles Latino Chamber of Commerce Business Expo



| American Indian Chamber of Commerce of California Business and Youth Expo

9.1.2.1 SUMMARY OF PURCHASES/ CONTRACTS

SoCalGas worked with a total of 608 DBEs, with 310 serving as prime suppliers (see Chart Addendum on page 33).

9.1.2.2 NUMBER OF DBEs AND REVENUE REPORTED TO THE SUPPLIER CLEARINGHOUSE

In 2024, SoCalGas utilized 608 direct and subcontractor DBEs. (See Chart Addendums on pages 46-47).

9.1.2.3 DESCRIPTION OF SUPPLIER WORKFORCE

In 2024, SoCalGas worked with 608 diverse suppliers. While we do not currently have data on the percentage of our suppliers' and subcontractors' workers residing in California, as required by SB1177, we are actively exploring ways to collect this information for future reports. 47 unique suppliers participated in SoCalGas' 2023 annual workforce demographics survey, conducted to comply with SB1162. Based on voluntarily submitted data, people of color comprised approximately 61.42% of respondents' workforces, women accounted for 21.81%, and LGBT individuals represented about 0.07%. These suppliers provided demographic data for approximately 1,449 employees.

9.1.3 PROGRAM EXPENSES

Supplier diversity expenses include CPUC Supplier Clearinghouse program costs, technical assistance, capacity-building events, office support services, consulting, supplier outreach, annual report production, and other related expenses.

9.1.4 DESCRIPTION OF PROGRESS IN MEETING OR EXCEEDING SET GOALS

In 2024, procurement with DBEs reached more than \$1.08 billion, or 44.53% of SoCalGas' total procurement.

SOCALGAS	2024	GO 156 SECTION 9.1.3
SUPPLIER DIVERSITY PROGRAM EXPENSE		
EXPENSE CATEGORY	2024 ACTUAL (\$'000)	
Wages	\$615	
Other Employee Expenses	\$222	
Program Expenses	\$383	
Reporting Expenses	\$89	
Training Expenses	\$108	
Consultant Expenses	\$206	
Other Expenses	\$12	
TOTAL	\$1,635	

SOCALGAS	2024	GO 156 SECTION 9.1.4
SUPPLIER DIVERSITY RESULTS COMPARED TO SET GOALS		
CATEGORY	2024 RESULT %	2024 CPUC GOAL %
Minority Male Business Enterprise	27.00%	N/A
Minority Female Business Enterprise	4.91%	N/A
Minority Business Enterprise (MBE)	31.91%	15.00%
Women Business Enterprise (WBE)	8.66%	5.00%
Lesbian, Gay, Bisexual, Transgender Business Enterprise (LGBTBE)	0.05%	1.50%
Disabled Veteran-Business Enterprise (DVBE)	3.40%	1.50%
Persons with Disabilities Business Enterprise (PDBE)	0.51%	N/A
TOTAL	44.53%	23.00%

% - Percentage of Net Procurement



Chinese American Contractors Professionals Chamber 2024 Lunar New Year Event

9.1.5 SUBCONTRACTORS

Our subcontracting program encourages large prime contractors to consider an expansive pool that includes DBEs. Additionally, a new subcontracting portal enhanced our ability to monitor subcontracting spend. In 2024, \$309 million was spent with diverse subcontractors. (See additional charts in Chart Addendums on page 48-49.)

Many prime suppliers have reported the benefits of working with diverse firms and have implemented their own supplier diversity programs.

SOCALGAS	2024	GO 156 SECTION 9.1.5
NEW DIVERSE PRIME AND SUBCONTRACTOR UTILIZATION		
CATEGORY	NEW PRIME CONTRACTORS #	NEW SUB-CONTRACTORS #
Minority Male Business Enterprise	25	32
Minority Female Business Enterprise	6	14
Total Minority Business Enterprise (MBE)	31	46
Women Business Enterprise (WBE)	7	25
Lesbian, Gay, Bisexual, Transgender Business Enterprise (LGBTBE)	3	2
Disabled Veteran Business Enterprise (DVBE)	0	4
Persons with Disabilities Business Enterprise (PDBE)	1	6
8(a)	0	0
TOTAL	42	83

9.1.6 LIST OF SUPPLIER DIVERSITY COMPLAINTS RECEIVED AND CURRENT STATUS

SoCalGas did not receive any formal complaints in 2024 regarding our supplier diversity program

9.1.7 DBEs IN UNDERUTILIZED AREAS

We remain focused on seeking opportunities to enhance spending with DBEs in lower-utilization areas.

Legal

SoCalGas' Law Department regularly seeks and engages outside firms to provide a range of legal services, including in the areas of employment and labor law, litigation, commercial, environmental, real estate, and regulatory law, and workers' compensation and recovery claims. SoCalGas attorneys are encouraged to expand candidate outreach to consider attorneys from diverse or underrepresented backgrounds and smaller, local firms when they open a new matter.

SoCalGas continues to participate in Sempra's Community of Counsel, a program for law firms that handle up to 85% of outside counsel work for Sempra and its subsidiaries. In February 2024, SoCalGas hosted the Sempra Community of Counsel Annual Conference, where SoCalGas' CEO, General Counsel, and in-house attorneys and leaders networked with Sempra's Community of Counsel, including attorneys working for DBE firms, so those participating attorneys can learn more about potential areas requiring legal support.

SoCalGas' Law Department is also an active member of the California Minority Counsel Program (CMCP). SoCalGas attorneys attended the CMCP's Annual Conference in September 2024, networking with attorneys from diverse or underrepresented backgrounds. SoCalGas moderated a strategic career management virtual panel in November 2024. Members of the SoCalGas Law Department also actively engage in numerous organizations that promote the interests of diverse or underserved groups and also served on the board or as advisory members of some of these organizations.

In 2024, SoCalGas' spend with diverse law firms totaled \$1.38 million.

Finance

Throughout the year, our Accounting and Finance team engages with various diverse financial services firms to consider them for inclusion on our approved list of qualified firms. Considerations include relevant certifications, financial performance, and community outreach and involvement.

DBE financial firms were invited to participate in debt issuances, assisting in marketing and placing portions of the issue to their buy-side clients. During the year, SoCalGas issued \$1.1 billion of first mortgage bonds. A DBE firm was invited to participate as a joint bookrunner, actively managing the marketing and placement of the issuance. Additionally, two other DBE firms participated as co-managers, receiving and distributing allocations to their clients.

This engagement with diverse financial services firms led to \$2.9 million spend in 2024, reflecting a 7.6% increase from the previous year.



Maryam Brown, Cedric Williams, Jeff Walker, Erin Smith, and Jawaad Malik with SoCalGas employees at AABE Conference



Project Highlight

SoCalGas Integrated Operations Center (IOC)

The new IOC building is designed to revolutionize how the company operates its vast pipeline infrastructure. With smart technology integration and real-time monitoring, the project is reshaping both operational efficiency and safety across SoCalGas' entire system. SoCalGas' Supplier Diversity team facilitated connections between diverse businesses and prime contractors through events and showcases, enabling smaller businesses to gain visibility and establish critical industry relationships. These collaborations not only supported the IOC's success but also empowered local economies by fostering workforce growth and injecting capital into underserved communities.

Turner Construction, the prime contractor selected for the IOC build, led efforts to onboard smaller DBE firms. Touchstone, responsible for installing the IOC's complex electrical systems while KeyAir, another DBE installed the building's Heating, Ventilation, and Air Conditioning (HVAC) systems. Together, both DBE contractors demonstrated their technical expertise as well as the value diverse suppliers bring to large-scale initiatives.

TURNER CONSTRUCTION

Turner Construction, a stalwart in the construction industry since 1902, serves as an example of the impact a prime contractor can have in creating opportunities for small and diverse businesses. As the prime contractor for SoCalGas' Integrated Operations Center project, Turner oversaw the effort from inception to completion, managing a diverse portfolio of subcontractors. Turner has its own supplier diversity goal of 20%, and the company's legacy of supporting diverse small businesses dates to 1969, with programs designed to elevate minority-owned, veteran, and LGBTQ businesses. This latest SoCalGas project helped Turner advance its supplier diversity goals. "When we engage local businesses, those dollars are infused into the communities," explains Brittney Parkinson, Turner's community and citizenship director. "This generates a positive economic impact for everyone."



When we engage local businesses, those dollars are infused into the communities, this generates a positive economic impact for everyone."



Brittney Parkinson

Community and Citizenship
Director



The SoCalGas relationship has profoundly impacted our company."

TOUCHSTONE ENGINEERING

The journey from starting a small electrical contracting firm at the age of twenty-nine, to becoming a key player in major construction projects reflects the power of opportunity and perseverance for Adam Ansari, founder and owner of Touchstone Engineering. Touchstone is built on the foundation of Ansari's father's legacy as an electrical engineer. Over the past decade, Touchstone has worked on marquee projects like Universal City Walk, SoFi Stadium, and Dodgers Stadium. A collaboration with Turner Construction led Touchstone to one of its most significant projects: SoCalGas' IOC project. Over the past three years, Touchstone has integrated systems, including a medium voltage feed, photovoltaic solar systems, and a private distributed antenna system (DAS) for the net-zero emissions facility. This complex project allowed Touchstone to showcase its capabilities while creating job opportunities within the local community. Events like SoCalGas' "Meet the Primes" further expanded Touchstone's network. "The SoCalGas relationship has profoundly impacted our company, providing contacts and opportunities to bid on new projects," reflected Jimmie Roblero, president of Touchstone.



Jimmie Roblero

President

2025 Annual Plan





Message from the VP of Supply Chain and Operation Support

Supplier Diversity is an essential part of SoCalGas' operations. Reflecting on our journey, we celebrate over three decades of surpassing the CPUC's Supplier Diversity goals. Our efforts to offer opportunities for diverse businesses through strategic outreach, education, and collaborations have once again yielded significant results. In 2024, SoCalGas achieved 44.53% procurement spend with diverse suppliers, amounting to over \$1.08 billion.

This year, we focused on building meaningful connections between our leadership, prime suppliers, and diverse businesses. We aim to drive even greater innovation, inclusivity, and success by working together. In 2024, consistent with GO 156, our strategic initiatives included:

- Leadership Advocacy: Hosting executive-level forums with prime contractors to discuss challenges and collaborating on actionable plans.
- Certification Efforts: Identifying and supporting more DBEs through the Supplier Clearinghouse process and increased engagement with diverse businesses through programs like "Meet the Primes" and technical assistance workshops.
- Building Capacity: Continuing our mentorship and development programs to strengthen supplier capabilities and competitiveness.

As we look ahead at 2025, our support for supplier diversity remains steadfast through leadership engagement and creating opportunities that fuel economic growth in the communities we serve. We look forward to sharing more successes in the years ahead.

Sandra Hrna
Vice President, Supply Chain
and Operations Support
SoCalGas

10.1.1 GOALS

We will comply with the requirements of General Order 156 in our short-, mid-, and long-term supplier diversity objectives. This includes working with industry groups, business associations, and community organizations to facilitate outreach, supplier engagement, training, and efforts toward the CPUC's 1.5% LGBTQ goal. (Refer to Chart Addendum A9 10.1.1 on page 50)

10.1.2 DESCRIPTION OF SUPPLIER DIVERSITY PROGRAM ACTIVITIES PLANNED FOR THE NEXT CALENDAR YEAR

INTERNAL ACTIVITIES

We will supplement the internal activities detailed in Section 9.1.1 of this report to build upon the success of our program. We continue to partner with local, regional, state and national organizations to identify and develop suppliers for contracting opportunities and systematically identify strategies to increase diverse supplier participation for each portfolio, major project and department.

EXTERNAL ACTIVITIES

We will continue to build upon the successful external strategies described in Section 9.1.1 of this report through collaboration with our CBOs and local business and civic leaders.

10.1.3 RECRUITMENT PLANS FOR SUPPLIERS IN UNDERUTILIZED AREAS

LEGAL

Our Law Department will continue to seek and evaluate DBEs and attorneys from diverse backgrounds to provide legal services across various practice areas for SoCalGas. The Law Department will also continue participating in Sempra's Annual Community of Counsel Conference to develop and strengthen relationships with attorneys from diverse backgrounds. SoCalGas' in-house counsel will also continue attending Continuing Legal Education (CLE) programs organized by DBEs to network and learn about their expertise.

SOCALGAS SUPPLIER DIVERSITY CHAMPION

PROJECT IMPLEMENTATION AND OVERSIGHT

April Pilaro, a first-generation immigrant from the Philippines, brings a unique vision to her role as a project manager in the Project Implementation and Oversight department at SoCalGas. Her volunteer role on the Supplier Diversity team feels like a natural evolution of her passion: she's now championing opportunities for DBEs in pipeline integrity, construction, inspections, and other projects. "What's beautiful about diversity is hearing everyone's perspectives that you may not have thought of," April says. Driven by a personal commitment, April sees herself as "both ambassador and liaison," helping small DBEs become certified and find opportunities within and beyond SoCalGas.



What's beautiful about diversity is hearing everyone's perspectives that you may not have thought of."



April Pilaro
Project Manager

FINANCE

We will continue to include diverse firms whenever available when we evaluate qualified firms. Additionally, we will invite DBEs to participate in our public debt offerings, so that a broad spectrum of perspectives and capabilities is represented in our financial operations.

10.1.4 PLANS FOR UNAVAILABLE SUPPLIERS

We aspire to identify more DBEs in underrepresented areas through targeted outreach efforts and leveraging the Supplier Clearinghouse. We will continue to provide our CBO partners access to our supplier portal (<https://socialgassupplier.com/SupplierRegistration/Home.html>), allowing them to share this resource as opportunities arise.

10.1.5 SUBCONTRACTING PLANS

Regarding diverse subcontracting opportunities, we plan to:

- » Continue our business showcases, matchmaking events, technical assistance and mentorship programs.
- » Identify subcontractors who are not yet certified and guide them through the CPUC certification process.
- » Foster mutually beneficial collaborations between primes and DBEs.

10.1.6 PROGRAM COMPLIANCE

SoCalGas is committed to supporting business opportunities for suppliers of all categories across California in alignment with General Order 156 and in compliance with all applicable federal and state law.

SoCalGas fully supports equal opportunity for all without regard to race, sex, and other traits protected by law. SoCalGas makes all decisions about suppliers and all other organizations and individuals without regard to race, sex, and other traits protected by law.



Fuel Procurement 2024 Annual Report

9.1.11.1a MARKET ORIGIN AND FUEL TYPE

SoCalGas' natural gas procurement from DBEs represented 17.53% of total natural gas purchases.

9.1.11.1b. VOLUME AND DOLLAR MAGNITUDE

Purchases with DBEs have remained consistent due to efforts to maintain these relationships.

Summary of Purchases and/or Contracts Fuels for Non-Generation Purchases JAN 2024 to DEC 2024

Description	Dollars	Volume
Canadian Source Gas	\$19,764,161	18,417,312
Domestic On-Shore Gas Purchases from Non-Diverse Suppliers	\$951,485,626	323,362,217
Domestic On-Shore Gas Purchases from Diverse Suppliers	\$206,402,083	86,356,823
Gas Purchases/Payments - Other Utilities	\$0	0
Total Natural Gas Purchased	\$1,177,651,870	428,136,352

Fuels for non-generation information provided as required pursuant to CPUC General Order 156, section 8.1.1



SUPPLY CHAIN MANAGEMENT & DBE

Ruby Lopez's career at SoCalGas began with a call center role nearly twenty years ago. It was in her contract support work where she learned about SoCalGas' support of supplier diversity—a mission that deeply resonates with her. Today, Ruby seeks opportunities for diverse firms to contract with SoCalGas. Ruby finds her work deeply fulfilling. At SoCalGas-hosted DBE events, Ruby engages contractors and minority businesses, encouraging them to compete and offer their services across various company operations. "People get excited to know that opportunities exist," she reflects, embodying the spirit of SoCalGas' support of diverse suppliers and future economic growth.

As a woman of color, it's exciting to know there's a chair at the table for us."



Ruby Lopez
Project Manager

COMMUNITY-BASED ORGANIZATIONS



SoCalGas is an advocate for the small business community."

NATIONAL LATINA BUSINESS WOMEN ASSOCIATION INLAND EMPIRE INSTITUTE

In the heart of Southern California's Inland Empire, Maria Molina Solano is rewriting the rules for Latina entrepreneurs. Solano's work is informed by a stark statistic: only 2% of Latina women have access to government contracts. Solano's journey from a twenty-year banking career to founding the Inland Empire Institute chapter of the National Latina Business Women Association Inland Empire Institute (NLBWA-IE) reflects a steadfast commitment to elevating Latina-owned and minority businesses. NLBWA-IE serves as a bridge, connecting small businesses to corporate buyers and empowering women of color with technical support, contracting resources, and training like the organization's eight-week Business Management Academy to a 16-week "micro-MBA". Successful implementation of these programs is a result of the support received from NLBWA-IE president and the board of directors, sponsors like SoCalGas and other community partners. SoCalGas has been a supporter in this mission, providing resources and support as well as actively engaging in NLBWA-IE's annual conference, Latina BizCon, where corporate buyers and small suppliers connect. "SoCalGas is an advocate for the small business community," says Solano. "The collaboration with SoCalGas is important—they ensure that small businesses not only have access to opportunities but have the ongoing support they need to thrive."



Maria Molina Solano
Founder & Executive Director

9.1.11.1c. TERM OF SALE

Please refer to Chart Addendum A10 9.1.11 on page 52 for a breakdown of term of sale.

9.1.11.1d. ETHNICITY AND GENDER OF SUPPLIER

In 2024, \$206.4 million of our natural gas supplies was procured from DBEs. Below is a breakdown of SoCalGas' natural gas purchases by DBE category.

Please refer to Chart Addendum A10 9.1.11 on page 52 for a detailed breakdown by ethnicity and gender.

SOCALGAS	2024	GO 156 SECTION 9.1.11.1d	
ETHNICITY AND GENDER OF SUPPLIER CHART			
NATURAL GAS SUPPLIERS BY ETHNICITY		\$	%
African American	\$85,079,396		7.22%
Asian Pacific American	\$16,483,408		1.40%
Hispanic American	\$9,508,135		0.81%
Native American	\$40,047,311		3.40%
Women Business Enterprise (WBE)	\$21,222,722		1.80%
Lesbian, Gay, Bisexual, Transgender Business Enterprise (LGBTBE)	\$0		0.00%
Disabled Veteran Business Enterprise (DVBE)	\$34,061,110		2.89%

Fuels for non-generation information provided is required pursuant to CPUC General Order 156, section 8.1.1

9.1.11.2a EXISTING AND/OR CHANGING MARKET CONDITIONS

Developing relationships with DBEs remains a key priority of our natural gas procurement strategy. As the Biomethane Procurement Target under SB 1440 is implemented to support California's decarbonization efforts, SoCalGas anticipates other areas of opportunity for DBEs.

9.1.11.2b SPECIFIC OUTREACH PROGRAMS

Internal Activities

Our Gas Acquisition department continued to seek and include gas procurement transactions with qualified diverse firms and remained actively involved with SoCalGas' Supplier Diversity Champions program. The Gas Acquisition team keeps Supplier Diversity and others apprised of changing trends that could impact DBE activity in natural gas procurement. SoCalGas' ability to offer opportunities for natural gas suppliers has resulted from the support and engagement of larger market participants.

External Activities

SoCalGas participates in activities that support DBEs in energy markets. Additionally, we continue to develop and promote the national utility supplier diversity program supported by the National Association of Regulatory Utility Commissioners (NARUC).

9.1.11.2c EXCLUSIONS OF SPECIFIC FUEL CATEGORY

Please refer to Chart Addendum A10 9.1.11 on page 52 for Supplier Diversity Results in Fuel Procurement.



This collaboration meant everything."



Elizabeth Tene | Albert Tene
President & CEO | Vice President

ACCESS GENERAL CONTRACTING INC.

The story of Access General Contracting is a family affair driven by determination, a touch of legacy, and a collaboration with SoCalGas that has redefined the business's reach and impact. Albert and Elizabeth Tene, a brother-sister duo, grew up watching their father balance a demanding construction job and weekend side projects, instilling a lasting entrepreneurial spark in them. What started as a six-person operation has morphed into a growing business in Southern California's construction landscape, with multiple contracts under their belt. "This collaboration has meant everything," Elizabeth says, reflecting on the knowledge gained and the mentorship "lightbulb moments" that shaped their growth. The Tene siblings also work to pay their success forward, investing in training for local, entry-level workers and sponsoring courses for commercial Class A driving licenses. Beyond business, they've used their skills to give back, installing ADA ramps in homes for students with disabilities.

SOCALGAS SUPPLIER DIVERSITY CHAMPION

GAS TRANSMISSION AND STORAGE

Gerry Muñoz's journey through Southern California's energy industry has been one of upward trajectory through hard work and elevating those around him. Muñoz started as a contractor on capital projects in Aliso Canyon, while earning a bachelor's degree in mechanical engineering, and advancing to the role of project manager with a mission. Muñoz now oversees numerous contract projects annually. For him this work is personal. "Supplier diversity is important to me," Munoz explains. His vision? A community where relationships pave the way to opportunities.



When contract opportunities arise, I make sure to consider DBEs along with other contractors."



Gerry Muñoz
Project Manager

Fuel Procurement 2025 Annual Plan



10.1.1 GOALS

SoCalGas' Acquisition department continues to align with CPUC's supplier diversity goals.

10.1.2 PLANNED ACTIVITIES

Internal Activities

Our Gas Acquisition department will strive to increase SoCalGas' natural gas supplier base in 2025 by providing mentoring and other assistance to emerging suppliers.

External Activities

Activities to increase participation of diverse natural gas suppliers include:

- Guidance: Sharing our business needs and providing guidance on industry best practices.

10.1.3 RECRUITMENT PLANS FOR SUPPLIERS IN UNDERUTILIZED AREAS

SoCalGas plans to attend industry conferences and encourage suppliers to participate in natural gas procurement programs. We consider competitive offers from all natural gas companies.

10.1.4 PLANS FOR UNAVAILABLE SUPPLIERS

SoCalGas is working on plans to identify suppliers in areas where none are currently available.

10.1.5 SUBCONTRACTING PLANS

Building on our previous success in promoting diverse subcontractor engagement, we will continue to build upon the activities detailed in Section 9.1.5 of this report.

10.1.6 PROGRAM COMPLIANCE

SoCalGas will continue its outreach activities to diverse firms and aims to meet all goals set by General Order 156.




Paul Goldstein, VP Gas Transmission & Storage at Underground Storage Meet the Primes Event

RIVAL WELL SERVICES

Bob Grayson has been in the oil and gas industry since he was eighteen years old. Years of work in the sector led him to launch Rival Well Services in 2007, a company dedicated to maintaining safety and integrity in gas storage wells across California. Starting with just one rig, Grayson quickly saw his efforts with SoCalGas drive Rival's growth, expanding to twenty rigs and over seventy-five employees, with 60% of the workforce from diverse backgrounds. Rival's heavy-duty rigs are deployed to service SoCalGas storage sites, where they conduct rigorous checks for corrosion and leaks, promoting each well's safe operation. SoCalGas' support also helped Rival adopt safety protocols and reinvest in state-of-the-art equipment. Today, this Native American-owned business creates high paying jobs and invests in more sustainable equipment. "Working with SoCalGas has allowed us to focus on doing the right thing for everyone," Grayson says, underscoring a shared commitment to safety, environmental responsibility, and community well-being that defines Rival's work and legacy in the industry.



Working with SoCalGas has allowed us to focus on doing the right thing for everyone."



Bob Grayson
President



SoCalGas is an important client."

FARWEST CORROSION

Tarrus Richardson, CEO of Farwest Corrosion Control, believes preserving the nation's critical infrastructure is more than a business—it's a mission that helps communities thrive. Since its founding in 1956, Farwest has become a leader in infrastructure preservation, offering essential services like cathodic protection and anti-corrosion coatings to projects ranging from water, natural gas, and oil. Headquartered in Downey, California, this African American-owned company now operates seven offices nationwide. At the heart of Farwest's success is a long-standing collaboration with SoCalGas, dating back to 1959. "SoCalGas is an important client," says Richardson. Through its business with SoCalGas, Farwest has scaled immensely, now supporting hundreds of employees and working with SoCalGas on over 80 infrastructure wells each year. The collaboration has also enabled Farwest to increase its spending with suppliers, create local job opportunities, and provide development opportunities to sustain careers.



Tarrus Richardson
Chief Executive Officer



CHART ADDENDUMS

CONTENTS

A1 9.1.2	Supplier Diversity Results by Ethnicity	33
A2 9.1.2	Supplier Diversity Direct Procurement Results by Product and Service Categories	34
A3 9.1.2	Supplier Diversity Subcontractor Procurement Results by Product and Service Categories	36
A4 9.1.2	Supplier Diversity Results by Standard Industrial Classification (SIC) Codes - Products	38
A5 9.1.2	Supplier Diversity Results by Standard Industrial Classification (SIC) Codes - Services	42
A6 9.1.2	Number of Diverse Suppliers and Revenue Reported to the Supplier Clearinghouse	46
A7 9.1.5	Total Prime Contractor Utilization of Diverse Subcontractors	48
A8 9.1.5	In-State Prime Contractor Utilization of Diverse Subcontractors (California Domiciled)	49
A9 10.1.1	Supplier Diversity Short-, Mid-, and Long-Term Procurement Goals	50
A10 9.1.11	Supplier Diversity Results in Fuel Procurement	52

		2024			
		Direct Spend ¹ (\$)	Sub Spend ² (\$)	Total (\$)	%
1	African American	71,370,508	11,326,028	82,696,536	3.41%
2	MINORITY Asian Pacific American	140,098,615	30,194,204	170,292,819	7.02%
3	MALE Hispanic American	227,075,327	82,715,020	309,790,347	12.77%
4	Native American	80,282,297	12,148,673	92,430,970	3.81%
.....					
5	TOTAL MINORITY MALE	518,826,748	136,383,925	655,210,673	27.00%
.....					
6	African American	16,807,346	9,037,046	25,844,392	1.07%
7	MINORITY Asian Pacific American	31,788,225	8,257,006	40,045,230	1.65%
8	FEMALE Hispanic American	25,287,333	26,877,748	52,165,081	2.15%
9	Native American	823,914	166,580	990,495	0.04%
.....					
10	TOTAL MINORITY FEMALE	74,706,818	44,338,380	119,045,198	4.91%
.....					
11	Total Minority Business Enterprise (MBE)	593,533,566	180,722,305	774,255,871	31.91%
.....					
12	Women Business Enterprise (WBE)	135,601,842	74,522,450	210,124,293	8.66%
.....					
13	Lesbian, Gay, Bisexual, Transgender Business Enterprise (LGBTBE)	1,051,377	45,369	1,096,746	0.05%
.....					
14	Disabled Veteran Business Enterprise (DVBE)	40,338,487	42,289,460	82,627,946	3.40%
.....					
15	Persons with Disabilities Business Enterprise (PDBE)	690,052	11,761,755	12,451,807	0.51%
.....					
16	8(a)*	0	0	0	0.00%
.....					
17	Total Supplier Diversity Spend	771,215,324	309,341,339	1,080,556,663	44.53%
.....					
18	Net Procurement**	2,426,675,464			

NOTES:
* 8(a) - Firms classified as 8(a) by the Small Business Administration include non-WMDVLTGPDBE. Businesses owned and controlled by persons found to be disadvantaged by the U.S. Small Business Administration pursuant to Section 8(a) of the Small Business Act, as amended (15 U.S.C. § 637(a)) or the U.S. Secretary of Commerce, pursuant to Section 5 of Executive Order No. 11625 (CPUC GO 156 § 1.3.13).
** Net Procurement includes purchase orders, non-purchase orders, and credit card dollars.
¹ Direct - Means Direct Procurement: when a utility directly procures from a supplier.
² Sub - Means Subcontractor Procurement: when a prime contractor, in contract with a utility, procures from a subcontractor to fulfill its contractual obligation(s).
% - Percentage of Net Procurement.
Totals may not add due to rounding.
The procurement information provided is required pursuant to CPUC General Order 156.

			2024				
			Product		Service		
			\$	%	\$	%	
1		African American	Direct	11,515,060	0.47%	59,855,448	2.47%
2	MINORITY MALE	Asian Pacific American	Direct	9,757,364	0.40%	130,341,251	5.37%
3		Hispanic American	Direct	18,174,047	0.75%	208,901,280	8.61%
4		Native American	Direct	956,729	0.04%	79,325,568	3.27%
5		TOTAL MINORITY MALE	Direct	40,403,200	1.66%	478,423,547	19.72%
6		African American	Direct	17,679	0.00%	16,789,667	0.69%
7	MINORITY FEMALE	Asian Pacific American	Direct	6,526,028	0.27%	25,262,197	1.04%
8		Hispanic American	Direct	2,836,116	0.12%	22,451,217	0.93%
9		Native American	Direct	0	0.00%	823,914	0.03%
10		TOTAL MINORITY FEMALE	Direct	9,379,823	0.39%	65,326,995	2.69%
11	Total Minority Business Enterprise (MBE)		Direct	49,783,023	2.05%	543,750,542	22.41%
12	Women Business Enterprise (WBE)		Direct	37,307,377	1.54%	98,294,466	4.05%
13	Lesbian, Gay, Bisexual, Transgender Business Enterprise (LGBTBE)		Direct	781,019	0.03%	270,358	0.01%
14	Disabled Veteran Business Enterprise (DVBE)		Direct	174,034	0.01%	40,164,453	1.66%
15	Persons with Disabilities Business Enterprise (PDBE)		Direct	333,443	0.01%	356,609	0.01%
16	8(a)*		Direct	0	0.00%	0	0.00%
17	Total Supplier Diversity Spend		Direct	88,378,897	3.64%	682,836,427	28.14%
18	Net Procurement**			\$2,426,675,464			
19	Net Product Procurement			\$335,428,591			
20	Net Service Procurement			\$2,091,246,872			
21	Total Number of Diverse Direct Suppliers			310			

Total	
\$	%
71,370,508	2.94%
140,098,615	5.77%
227,075,327	9.36%
80,282,297	3.31%
518,826,748	21.38%
16,807,346	0.69%
31,788,225	1.31%
25,287,333	1.04%
823,914	0.03%
74,706,818	3.08%
593,533,566	24.46%
135,601,842	5.59%
1,051,377	0.04%
40,338,487	1.66%
690,052	0.03%
0	0.00%
771,215,324	31.78%

NOTES:

* 8(a) - Firms classified as 8(a) by the Small Business Administration include non-WMDVLTBPDBE. Businesses owned and controlled by persons found to be disadvantaged by the U.S. Small Business Administration pursuant to Section 8(a) of the Small Business Act, as amended (15 U.S.C. § 637(a)) or the U.S. Secretary of Commerce, pursuant to Section 5 of Executive Order No. 11625 (CPUC GO 156 § 1.3.13).

** Net Procurement includes purchase orders, non-purchase orders, and credit card dollars.

¹ Direct - Means Direct Procurement: when a utility directly procures from a supplier.

² Sub - Means Subcontractor Procurement: when a prime contractor, in contract with a utility, procures from a subcontractor to fulfill its contractual obligation(s).

% - Percentage of Net Procurement.

Totals may not add due to rounding.

The procurement information provided is required pursuant to CPUC General Order 156.

				2024			
				Product		Service	
				\$	%	\$	%
1	MINORITY MALE	African American	Sub	1,185,113	0.05%	10,140,915	0.42%
2		Asian Pacific American	Sub	457,859	0.02%	29,736,346	1.23%
3		Hispanic American	Sub	10,792,727	0.44%	71,922,293	2.96%
4		Native American	Sub	0	0.00%	12,148,673	0.50%
5	TOTAL MINORITY MALE		Sub	12,435,698	0.51%	123,948,227	5.11%
6	MINORITY FEMALE	African American	Sub	0	0.00%	9,037,046	0.37%
7		Asian Pacific American	Sub	1,787	0.00%	8,255,219	0.34%
8		Hispanic American	Sub	3,256,437	0.13%	23,621,311	0.97%
9		Native American	Sub	0	0.00%	166,580	0.01%
10	TOTAL MINORITY FEMALE		Sub	3,258,224	0.13%	41,080,156	1.69%
11	Total Minority Business Enterprise (MBE)		Sub	15,693,922	0.65%	165,028,383	6.80%
12	Women Business Enterprise (WBE)		Sub	6,628,968	0.27%	67,893,482	2.80%
13	Lesbian, Gay, Bisexual, Transgender Business Enterprise (LGBTBE)		Sub	0	0.00%	45,369	0.00%
14	Disabled Veteran Business Enterprise (DVBE)		Sub	334,782	0.01%	41,954,678	1.73%
15	Persons with Disabilities Business Enterprise (PDBE)		Sub	155,855	0.01%	11,605,900	0.48%
16	8(a)*		Sub	0	0.00%	0	0.00%
17	Total Supplier Diversity Spend		Sub	22,813,528	0.94%	286,527,812	11.81%
18	Net Procurement**			\$2,426,675,464			
19	Net Product Procurement			\$335,428,591			
20	Net Service Procurement			\$2,091,246,872			
21	Total Number of Diverse Subcontractors			372			

Total	
\$	%
11,326,028	0.47%
30,194,204	1.24%
82,715,020	3.41%
12,148,673	0.50%
136,383,925	5.62%
9,037,046	0.37%
8,257,006	0.34%
26,877,748	1.11%
166,580	0.01%
44,338,380	1.83%
180,722,305	7.45%
74,522,450	3.07%
45,369	0.00%
42,289,460	1.74%
11,761,755	0.48%
0	0.00%
\$309,341,339	12.75%

NOTES:

* 8(a) - Firms classified as 8(a) by the Small Business Administration include non-WMDVLGBTDBE. Businesses owned and controlled by persons found to be disadvantaged by the U.S. Small Business Administration pursuant to Section 8(a) of the Small Business Act, as amended (15 U.S.C. § 637(a)) or the U.S. Secretary of Commerce, pursuant to Section 5 of Executive Order No. 11625 (CPUC GO 156 § 1.3.13).

** Net Procurement includes purchase orders, non-purchase orders, and credit card dollars.

¹ Direct - Means Direct Procurement: when a utility directly procures from a supplier.

² Sub - Means Subcontractor Procurement: when a prime contractor, in contract with a utility, procures from a subcontractor to fulfill its contractual obligation(s).

% - Percentage of Net Procurement.

Totals may not add due to rounding.

The procurement information provided is required pursuant to CPUC General Order 156.

SOCALGAS	2024	GO 156 SECTION 9.1.2
A4	Supplier Diversity Results by Standard Industrial Classification (SIC) Codes - Products	

SIC Code			African American		Asian Pacific American		Hispanic American	
			Male	Female	Male	Female	Male	Female
14	Mining & Quarrying- Nonmetallic Minerals	\$	0.00	0.00	0.00	0.00	0.00	0.00
		%	0.00%	0.00%	0.00%	0.00%	0.00%	0.00%
22	Textile Mill Products	\$	0.00	0.00	0.00	0.00	0.00	0.00
		%	0.00%	0.00%	0.00%	0.00%	0.00%	0.00%
23	Apparel & Other Fabric Products	\$	0.00	0.00	0.00	0.00	0.00	0.00
		%	0.00%	0.00%	0.00%	0.00%	0.00%	0.00%
24	Lumber & Wood Prods, Except Furniture	\$	0.00	0.00	0.00	0.00	0.00	0.00
		%	0.00%	0.00%	0.00%	0.00%	0.00%	0.00%
28	Chemicals & Allied Products	\$	0.00	0.00	0.00	0.00	0.00	0.00
		%	0.00%	0.00%	0.00%	0.00%	0.00%	0.00%
30	Rubber & Miscellaneous Plastics Products	\$	0.00	0.00	0.00	0.00	0.00	0.00
		%	0.00%	0.00%	0.00%	0.00%	0.00%	0.00%
32	Stone, Clay, Glass & Concrete Products	\$	0.00	0.00	0.00	0.00	0.00	0.00
		%	0.00%	0.00%	0.00%	0.00%	0.00%	0.00%
33	Primary Metal Industries	\$	0.00	0.00	5,817,572	0.00	2,989,797	0.00
		%	0.00%	0.00%	0.24%	0.00%	0.12%	0.00%
34	Fabricated Metal Prods, Except Machinery	\$	99,691	0.00	0.00	0.00	1,121,038	1,074
		%	0.00%	0.00%	0.00%	0.00%	0.05%	0.00%
35	Industrial & Comml Machinery & Computers	\$	622,337	0.00	0.00	0.00	94,162	0.00
		%	0.03%	0.00%	0.00%	0.00%	0.00%	0.00%
36	Electronic & Electric Equip & Components	\$	0.00	0.00	276,695	0.00	440,551	0.00
		%	0.00%	0.00%	0.01%	0.00%	0.02%	0.00%
37	Transportation Equipment	\$	0.00	0.00	0.00	0.00	16,296,871	0.00
		%	0.00%	0.00%	0.00%	0.00%	0.67%	0.00%
38	Measuring, Analyzing & Controlling Instr	\$	0.00	0.00	0.00	0.00	493,276	1,583,037
		%	0.00%	0.00%	0.00%	0.00%	0.02%	0.07%
39	Miscellaneous Manufacturing Industries	\$	0.00	0.00	7,208	0.00	0.00	18,665
		%	0.00%	0.00%	0.00%	0.00%	0.00%	0.00%
50	Wholesale Trade- Durable Goods	\$	873,086	0.00	4,109,434	6,527,815	2,022,026	4,446,157
		%	0.04%	0.00%	0.17%	0.27%	0.08%	0.18%
51	Wholesale Trade- Nondurable Goods	\$	11,105,059	9,448	4,313	0.00	5,375,216	0.00
		%	0.46%	0.00%	0.00%	0.00%	0.22%	0.00%

Native American		Minority Business Enterprise (MBE)	Women Business Enterprise (WBE)	Lesbian, Gay, Bisexual, Transgender Business Enterprise (LGBTBE)	Disabled Veteran Business Enterprise (DVBE)	Persons with Disabilities Business Enterprise (PDBE)	8(a)*	Total Supplier Diversity Spend	Total Procurement
Male	Female								
0.00	0.00	0.00	0.00	0.00	0.00	0.00	0.00	0.00	2,290
0.00%	0.00%	0.00%	0.00%	0.00%	0.00%	0.00%	0.00%	0.00%	
0.00	0.00	0.00	0.00	0.00	0.00	0.00	0.00	0.00	3,726
0.00%	0.00%	0.00%	0.00%	0.00%	0.00%	0.00%	0.00%	0.00%	
0.00	0.00	0.00	0.00	0.00	0.00	0.00	0.00	0.00	297,164
0.00%	0.00%	0.00%	0.00%	0.00%	0.00%	0.00%	0.00%	0.00%	
0.00	0.00	0.00	0.00	0.00	0.00	697	0.00	697	79,042
0.00%	0.00%	0.00%	0.00%	0.00%	0.00%	0.00%	0.00%	0.00%	
0.00	0.00	0.00	0.00	781,019	0.00	0.00	0.00	781,019	20,918,131
0.00%	0.00%	0.00%	0.00%	0.03%	0.00%	0.00%	0.00%	0.03%	
0.00	0.00	0.00	0.00	0.00	0.00	0.00	0.00	0.00	1,019,623
0.00%	0.00%	0.00%	0.00%	0.00%	0.00%	0.00%	0.00%	0.00%	
0.00	0.00	0.00	0.00	0.00	0.00	0.00	0.00	0.00	857,287
0.00%	0.00%	0.00%	0.00%	0.00%	0.00%	0.00%	0.00%	0.00%	
0.00	0.00	8,807,369	0.00	0.00	0.00	0.00	0.00	8,807,369	46,082,486
0.00%	0.00%	0.36%	0.00%	0.00%	0.00%	0.00%	0.00%	0.36%	
0.00	0.00	1,221,802	8,451,315	0.00	0.00	0.00	0.00	9,673,118	21,453,425
0.00%	0.00%	0.05%	0.35%	0.00%	0.00%	0.00%	0.00%	0.40%	
951,885	0.00	1,668,385	2,587,166	0.00	0.00	0.00	0.00	4,255,551	29,344,746
0.04%	0.00%	0.07%	0.11%	0.00%	0.00%	0.00%	0.00%	0.18%	
0.00	0.00	717,247	0.00	0.00	0.00	0.00	0.00	717,247	18,117,912
0.00%	0.00%	0.03%	0.00%	0.00%	0.00%	0.00%	0.00%	0.03%	
0.00	0.00	16,296,871	0.00	0.00	0.00	0.00	0.00	16,296,871	17,748,633
0.00%	0.00%	0.67%	0.00%	0.00%	0.00%	0.00%	0.00%	0.67%	
0.00	0.00	2,076,313	22,847	0.00	0.00	0.00	0.00	2,099,161	18,504,339
0.00%	0.00%	0.09%	0.00%	0.00%	0.00%	0.00%	0.00%	0.09%	
0.00	0.00	25,873	0.00	0.00	0.00	0.00	0.00	25,873	1,148,633
0.00%	0.00%	0.00%	0.00%	0.00%	0.00%	0.00%	0.00%	0.00%	
4,844	0.00	17,983,361	9,132,201	0.00	334,782	488,601	0.00	27,938,945	97,907,358
0.00%	0.00%	0.74%	0.38%	0.00%	0.01%	0.02%	0.00%	1.15%	
0.00	0.00	16,494,036	23,491,102	0.00	0.00	0.00	0.00	39,985,138	49,914,030
0.00%	0.00%	0.68%	0.97%	0.00%	0.00%	0.00%	0.00%	1.65%	

NOTES:
* 8(a) - Firms classified as 8(a) by the Small Business Administration include non-WMDVLTGPDBE. Businesses owned and controlled by persons found to be disadvantaged by the U.S. Small Business Administration pursuant to Section 8(a) of the Small Business Act, as amended (15 U.S.C. § 637(a)) or the U.S. Secretary of Commerce, pursuant to Section 5 of Executive Order No. 11625 (CPUC GO 156 § 1.3.13).
** Net Procurement includes purchase orders, non-purchase orders, and credit card dollars.
¹ Direct - Means Direct Procurement: when a utility directly procures from a supplier.
² Sub - Means Subcontractor Procurement: when a prime contractor, in contract with a utility, procures from a subcontractor to fulfill its contractual obligation(s).
% - Percentage of Net Procurement.
Totals may not add due to rounding.
The procurement information provided is required pursuant to CPUC General Order 156.

SIC Code		African American		Asian Pacific American		Hispanic American	
		Male	Female	Male	Female	Male	Female
52 Bldg Mats, Hardware & Garden Supply	\$	0.00	0.00	0.00	0.00	0.00	0.00
	%	0.00%	0.00%	0.00%	0.00%	0.00%	0.00%
54 Food Stores	\$	0.00	0.00	0.00	0.00	0.00	0.00
	%	0.00%	0.00%	0.00%	0.00%	0.00%	0.00%
55 Automotive Dlrs & Gasoline Svc Stations	\$	0.00	0.00	0.00	0.00	41,646	0.00
	%	0.00%	0.00%	0.00%	0.00%	0.00%	0.00%
57 Home Furniture, Furnishings & Equipment	\$	0.00	0.00	0.00	0.00	0.00	0.00
	%	0.00%	0.00%	0.00%	0.00%	0.00%	0.00%
58 Eating & Drinking Places	\$	0.00	8,231	0.00	0.00	0.00	2,475
	%	0.00%	0.00%	0.00%	0.00%	0.00%	0.00%
59 Miscellaneous Retail	\$	0.00	0.00	0.00	0.00	92,190	41,145
	%	0.00%	0.00%	0.00%	0.00%	0.00%	0.00%
Total	\$	12,700,173	17,679	10,215,223	6,527,815	28,966,774	6,092,553
	%	0.52%	0.00%	0.42%	0.27%	1.19%	0.25%

Net Procurement** **\$2,426,675,464**

Native American		Minority Business Enterprise (MBE)	Women Business Enterprise (WBE)	Lesbian, Gay, Bisexual, Transgender Business Enterprise (LGBTBE)	Disabled Veteran Business Enterprise (DVBE)	Persons with Disabilities Business Enterprise (PDBE)	8(a)*	Total Supplier Diversity Spend	Total Procurement
Male	Female								
0.00	0.00	0.00	0.00	0.00	0.00	0.00	0.00	0.00	285,444
0.00%	0.00%	0.00%	0.00%	0.00%	0.00%	0.00%	0.00%	0.00%	
0.00	0.00	0.00	0.00	0.00	0.00	0.00	0.00	0.00	1,025
0.00%	0.00%	0.00%	0.00%	0.00%	0.00%	0.00%	0.00%	0.00%	
0.00	0.00	41,646	0.00	0.00	0.00	0.00	0.00	41,646	9,509,953
0.00%	0.00%	0.00%	0.00%	0.00%	0.00%	0.00%	0.00%	0.00%	
0.00	0.00	0.00	0.00	0.00	0.00	0.00	0.00	0.00	6,951
0.00%	0.00%	0.00%	0.00%	0.00%	0.00%	0.00%	0.00%	0.00%	
0.00	0.00	10,706	251,714	0.00	0.00	0.00	0.00	262,412	1,004,717
0.00%	0.00%	0.00%	0.01%	0.00%	0.00%	0.00%	0.00%	0.01%	
0.00	0.00	133,335	0.00	0.00	174,034	0.00	0.00	307,369	1,221,676
0.00%	0.00%	0.01%	0.00%	0.00%	0.01%	0.00%	0.00%	0.01%	
956,729	0.00	65,476,946	43,936,345	781,019	508,816	489,298	0.00	111,192,424	335,428,591
0.04%	0.00%	2.70%	1.81%	0.03%	0.02%	0.02%	0.00%	4.58%	

NOTES:
* 8(a) - Firms classified as 8(a) by the Small Business Administration include non-WMDVLGBTBTPDBE. Businesses owned and controlled by persons found to be disadvantaged by the U.S. Small Business Administration pursuant to Section 8(a) of the Small Business Act, as amended (15 U.S.C. § 637(a)) or the U.S. Secretary of Commerce, pursuant to Section 5 of Executive Order No. 11625 (CPUC GO 156 § 1.3.13).
** Net Procurement includes purchase orders, non-purchase orders, and credit card dollars.
¹ Direct - Means Direct Procurement: when a utility directly procures from a supplier.
² Sub - Means Subcontractor Procurement: when a prime contractor, in contract with a utility, procures from a subcontractor to fulfill its contractual obligation(s).
% - Percentage of Net Procurement.
Totals may not add due to rounding.
The procurement information provided is required pursuant to CPUC General Order 156.

SOCALGAS	2024	GO 156 SECTION 9.1.2
A5	Supplier Diversity Results by Standard Industrial Classification (SIC) Codes - Services	

SIC Code	African American		Asian Pacific American		Hispanic American		
	Male	Female	Male	Female	Male	Female	
07 Agricultural Services	\$	0.00	27,950	0.00	373,348	744,629	0.00
	%	0.00%	0.00%	0.00%	0.02%	0.03%	0.00%
13 Oil & Gas Extraction	\$	0.00	0.00	0.00	8,785,953	5,717,827	500
	%	0.00%	0.00%	0.00%	0.36%	0.24%	0.00%
15 Bldg Construction-General Contractors	\$	780,864	0.00	5,170,735	4,920,829	17,825,338	0.00
	%	0.03%	0.00%	0.21%	0.20%	0.73%	0.00%
16 Heavy Construction Other Than Building	\$	0.00	0.00	445,348	0.00	101,022,646	18,089,563
	%	0.00%	0.00%	0.02%	0.00%	4.16%	0.75%
17 Construction-Special Trade Contractors	\$	2,295,889	0.00	27,306,838	860,290	43,534,648	2,900,915
	%	0.09%	0.00%	1.13%	0.04%	1.79%	0.12%
27 Printing, Publishing & Allied Industries	\$	0.00	0.00	0.00	0.00	192,549	0.00
	%	0.00%	0.00%	0.00%	0.00%	0.01%	0.00%
40 Railroad Transportation	\$	0.00	0.00	0.00	0.00	0.00	0.00
	%	0.00%	0.00%	0.00%	0.00%	0.00%	0.00%
42 Motor Freight Transport & Warehousing	\$	3,265,973	378,051	0.00	211,913	14,091,653	9,777,459
	%	0.13%	0.02%	0.00%	0.01%	0.58%	0.40%
46 Pipelines, Except Natural Gas	\$	0.00	0.00	0.00	0.00	0.00	0.00
	%	0.00%	0.00%	0.00%	0.00%	0.00%	0.00%
47 Transportation Services	\$	0.00	0.00	0.00	0.00	0.00	0.00
	%	0.00%	0.00%	0.00%	0.00%	0.00%	0.00%
48 Communications	\$	0.00	0.00	0.00	0.00	0.00	0.00
	%	0.00%	0.00%	0.00%	0.00%	0.00%	0.00%
49 Electric, Gas & Sanitary Services	\$	3,404,948	0.00	0.00	0.00	17,591,898	636,583
	%	0.14%	0.00%	0.00%	0.00%	0.72%	0.03%
60 Depository Institutions	\$	0.00	0.00	0.00	0.00	0.00	0.00
	%	0.00%	0.00%	0.00%	0.00%	0.00%	0.00%
62 Security & Commodity Brokers & Exchgs	\$	948,638	0.00	0.00	0.00	98,438	0.00
	%	0.04%	0.00%	0.00%	0.00%	0.00%	0.00%
64 Security & Commodity Brokers & Exchgs	\$	0.00	0.00	0.00	0.00	0.00	27,260
	%	0.00%	0.00%	0.00%	0.00%	0.00%	0.00%

Native American		Minority Business Enterprise (MBE)	Women Business Enterprise (WBE)	Lesbian, Gay, Bisexual, Transgender Business Enterprise (LGBTBE)	Disabled Veteran Business Enterprise (DVBE)	Persons with Disabilities Business Enterprise (PDBE)	8(a)*	Total Supplier Diversity Spend	Total Procurement
Male	Female								
0.00	0.00	1,145,928	51,650	0.00	0.00	0.00	0.00	1,197,577	3,945,784
0.00%	0.00%	0.05%	0.00%	0.00%	0.00%	0.00%	0.00%	0.05%	
8,961,065	0.00	23,465,346	9,793	0.00	0.00	11,805	0.00	23,486,944	87,517,935
0.37%	0.00%	0.97%	0.00%	0.00%	0.00%	0.00%	0.00%	0.97%	
25,668,156	105,000	54,470,922	6,511,811	0.00	27,265,725	1,126,531	0.00	89,374,989	116,538,041
1.06%	0.00%	2.24%	0.27%	0.00%	1.12%	0.05%	0.00%	3.68%	
0.00	0.00	119,557,557	21,637,165	0.00	39,080,758	0.00	0.00	180,275,480	469,684,293
0.00%	0.00%	4.93%	0.89%	0.00%	1.61%	0.00%	0.00%	7.43%	
19,985,162	715,883	97,599,625	48,344,869	23,558	1,603,600	113,910	0.00	147,685,562	266,290,289
0.82%	0.03%	4.02%	1.99%	0.00%	0.07%	0.00%	0.00%	6.09%	
0.00	0.00	192,549	907,980	0.00	0.00	3,608	0.00	1,104,137	3,666,727
0.00%	0.00%	0.01%	0.04%	0.00%	0.00%	0.00%	0.00%	0.05%	
0.00	0.00	0.00	0.00	0.00	0.00	0.00	0.00	0.00	0.00
0.00%	0.00%	0.00%	0.00%	0.00%	0.00%	0.00%	0.00%	0.00%	0.00%
0.00	0.00	27,725,050	6,782,033	0.00	0.00	0.00	0.00	34,507,082	35,931,170
0.00%	0.00%	1.14%	0.28%	0.00%	0.00%	0.00%	0.00%	1.42%	
0.00	0.00	0.00	0.00	0.00	0.00	1,153,416	0.00	1,153,416	1,153,416
0.00%	0.00%	0.00%	0.00%	0.00%	0.00%	0.05%	0.00%	0.05%	
0.00	0.00	0.00	0.00	997	0.00	0.00	0.00	997	508,545
0.00%	0.00%	0.00%	0.00%	0.00%	0.00%	0.00%	0.00%	0.00%	
0.00	0.00	0.00	0.00	0.00	0.00	0.00	0.00	0.00	325,788
0.00%	0.00%	0.00%	0.00%	0.00%	0.00%	0.00%	0.00%	0.00%	
0.00	0.00	21,633,429	0.00	0.00	0.00	0.00	0.00	21,633,429	32,526,387
0.00%	0.00%	0.89%	0.00%	0.00%	0.00%	0.00%	0.00%	0.89%	
0.00	0.00	0.00	0.00	0.00	0.00	0.00	0.00	0.00	1,715,313
0.00%	0.00%	0.00%	0.00%	0.00%	0.00%	0.00%	0.00%	0.00%	
0.00	0.00	1,047,076	218,750	0.00	0.00	5,127	0.00	1,270,953	21,200,043
0.00%	0.00%	0.04%	0.01%	0.00%	0.00%	0.00%	0.00%	0.05%	
25,254	0.00	52,514	428,784	0.00	0.00	0.00	0.00	481,298	1,727,832
0.00%	0.00%	0.00%	0.02%	0.00%	0.00%	0.00%	0.00%	0.02%	

NOTES:
* 8(a) - Firms classified as 8(a) by the Small Business Administration include non-WMDVLGBTDBE. Businesses owned and controlled by persons found to be disadvantaged by the U.S. Small Business Administration pursuant to Section 8(a) of the Small Business Act, as amended (15 U.S.C. § 637(a)) or the U.S. Secretary of Commerce, pursuant to Section 5 of Executive Order No. 11625 (CPUC GO 156 § 1.3.13).
** Net Procurement includes purchase orders, non-purchase orders, and credit card dollars.
¹ Direct - Means Direct Procurement: when a utility directly procures from a supplier.
² Sub - Means Subcontractor Procurement: when a prime contractor, in contract with a utility, procures from a subcontractor to fulfill its contractual obligation(s).
% - Percentage of Net Procurement.
Totals may not add due to rounding.
The procurement information provided is required pursuant to CPUC General Order 156.

SOCALGAS	2024	GO 156 SECTION 9.1.2
A5	Supplier Diversity Results by Standard Industrial Classification (SIC) Codes - Services	

SIC Code		African American		Asian Pacific American		Hispanic American	
		Male	Female	Male	Female	Male	Female
65 Real Estate	\$	1,400,233	0.00	0.00	0.00	0.00	0.00
	%	0.06%	0.00%	0.00%	0.00%	0.00%	0.00%
73 Business Svcs	\$	49,760,538	5,014,341	27,636,505	11,445,046	27,657,846	10,312,583
	%	2.05%	0.21%	1.14%	0.47%	1.14%	0.42%
75 Automotive Repair, Services & Parking	\$	0.00	9,549,098	0.00	0.00	1,624,134	429,257
	%	0.00%	0.39%	0.00%	0.00%	0.07%	0.02%
76 Miscellaneous Repair Services	\$	0.00	0.00	24,681	0.00	1,248,351	0.00
	%	0.00%	0.00%	0.00%	0.00%	0.05%	0.00%
80 Health Services	\$	0.00	0.00	0.00	1,125,341	0.00	0.00
	%	0.00%	0.00%	0.00%	0.05%	0.00%	0.00%
81 Legal Services	\$	0.00	0.00	63,268	405,363	86,271	0.00
	%	0.00%	0.00%	0.00%	0.02%	0.00%	0.00%
82 Educational Services	\$	0.00	0.00	0.00	0.00	0.00	0.00
	%	0.00%	0.00%	0.00%	0.00%	0.00%	0.00%
87 Engrg, Acctg, Research & Management	\$	8,139,281	10,857,273	99,418,911	4,985,566	49,116,104	3,123,913
	%	0.34%	0.45%	4.10%	0.21%	2.02%	0.13%
89 Miscellaneous Services	\$	0.00	0.00	11,311	403,767	271,240	774,496
	%	0.00%	0.00%	0.00%	0.02%	0.01%	0.03%
Total	\$	69,996,363	25,826,713	160,077,597	33,517,416	280,823,573	46,072,528
	%	2.88%	1.06%	6.60%	1.38%	11.57%	1.90%

Net Procurement** **\$2,426,675,464**

Native American		Minority Business Enterprise (MBE)	Women Business Enterprise (WBE)	Lesbian, Gay, Bisexual, Transgender Business Enterprise (LGBTBE)	Disabled Veteran Business Enterprise (DVBE)	Persons with Disabilities Business Enterprise (PDBE)	8(a)*	Total Supplier Diversity Spend	Total Procurement
Male	Female								
0.00	0.00	1,400,233	563,205	0.00	0.00	0.00	0.00	1,963,438	4,119,286
0.00%	0.00%	0.06%	0.02%	0.00%	0.00%	0.00%	0.00%	0.08%	
2,981,265	169,611	134,977,733	27,997,740	2,425	3,553,372	232,422	0.00	166,763,691	479,763,858
0.12%	0.01%	5.56%	1.15%	0.00%	0.15%	0.01%	0.00%	6.87%	
0.00	0.00	11,602,489	56,604	0.00	9,533,324	0.00	0.00	21,192,416	23,509,774
0.00%	0.00%	0.48%	0.00%	0.00%	0.39%	0.00%	0.00%	0.87%	
0.00	0.00	1,273,033	138,804	0.00	0.00	0.00	0.00	1,411,837	3,403,112
0.00%	0.00%	0.05%	0.01%	0.00%	0.00%	0.00%	0.00%	0.06%	
0.00	0.00	1,125,341	112,927	0.00	0.00	0.00	0.00	1,238,268	1,469,968
0.00%	0.00%	0.05%	0.00%	0.00%	0.00%	0.00%	0.00%	0.05%	
0.00	0.00	554,902	747,812	81,412	0.00	0.00	0.00	1,384,126	13,738,242
0.00%	0.00%	0.02%	0.03%	0.00%	0.00%	0.00%	0.00%	0.06%	
0.00	0.00	0.00	0.00	0.00	0.00	0.00	0.00	0.00	29,233
0.00%	0.00%	0.00%	0.00%	0.00%	0.00%	0.00%	0.00%	0.00%	
33,853,339	0.00	209,494,387	31,917,441	195,558	582,327	9,315,690	0.00	251,505,403	479,536,122
1.40%	0.00%	8.63%	1.32%	0.01%	0.02%	0.38%	0.00%	10.36%	
0.00	0.00	1,460,813	19,760,581	11,776	500,025	0.00	0.00	21,733,195	42,945,715
0.00%	0.00%	0.06%	0.81%	0.00%	0.02%	0.00%	0.00%	0.90%	
91,474,241	990,495	708,778,926	166,187,947	315,727	82,119,130	11,962,509	0.00	969,364,239	2,091,246,872
3.77%	0.04%	29.21%	6.85%	0.01%	3.38%	0.49%	0.00%	39.95%	

NOTES:
* 8(a) - Firms classified as 8(a) by the Small Business Administration include non-WMDVLGBTBPDDBE. Businesses owned and controlled by persons found to be disadvantaged by the U.S. Small Business Administration pursuant to Section 8(a) of the Small Business Act, as amended (15 U.S.C. § 637(a)) or the U.S. Secretary of Commerce, pursuant to Section 5 of Executive Order No. 11625 (CPUC GO 156 § 1.3.13).
** Net Procurement includes purchase orders, non-purchase orders, and credit card dollars.
¹ Direct - Means Direct Procurement: when a utility directly procures from a supplier.
² Sub - Means Subcontractor Procurement: when a prime contractor, in contract with a utility, procures from a subcontractor to fulfill its contractual obligation(s).
% - Percentage of Net Procurement.
Totals may not add due to rounding.
The procurement information provided is required pursuant to CPUC General Order 156.

**Number of Diverse Suppliers Data
Revenue Reported to the Supplier Clearinghouse**

Number of Diverse Suppliers	Minority Business Enterprise (MBE)	Women Business Enterprise (WBE)	Lesbian, Gay, Bisexual, Transgender Business Enterprise (LGBTBE)	Disabled Veteran Business Enterprise (DVBE)	Persons with Disabilities Business Enterprise (PDBE)	8(a)*	Total
Under \$1 million	94	39	6	18	15	0	172
Under \$5 million	118	46	2	0	0	0	166
Under \$10 million	41	36	0	2	2	0	81
Above \$10 million	121	63	1	2	2	0	189
Total	374	184	9	22	19	0	608

**Revenue and Payment Data
Revenue Reported to the Supplier Clearinghouse**

Revenue of Diverse Suppliers	Minority Business Enterprise (MBE)	Women Business Enterprise (WBE)	Lesbian, Gay, Bisexual, Transgender Business Enterprise (LGBTBE)	Disabled Veteran Business Enterprise (DVBE)	Persons with Disabilities Business Enterprise (PDBE)	8(a)*	Total
Under \$1 million	14,505,674	10,538,234	340,000	0	0	0	25,383,908
Under \$5 million	118,000,118	46,000,046	2,000,002	0	0	0	166,000,166
Under \$10 million	205,000,041	180,000,036	0	10,000,002	10,000,002	0	405,000,081
Above \$10 million	1,210,000,121	630,000,063	10,000,001	20,000,002	20,000,002	0	1,890,000,189
Total	1,547,505,954	866,538,379	12,340,003	30,000,004	30,000,004	0	2,486,384,344

**Number of Diverse Suppliers Data
Utility-Specific 2024 Summary**

Minority Business Enterprise (MBE)	Women Business Enterprise (WBE)	Lesbian, Gay, Bisexual, Transgender Business Enterprise (LGBTBE)	Disabled Veteran Business Enterprise (DVBE)	Persons with Disabilities Business Enterprise (PDBE)	8(a)*	Total
274	142	9	17	16	0	458
62	29	0	2	2	0	95
18	10	0	1	1	0	30
20	3	0	2	0	0	25
374	184	9	22	19	0	608

**Revenue and Payment Data
Utility-Specific 2024 Summary**

Minority Business Enterprise (MBE)	Women Business Enterprise (WBE)	Lesbian, Gay, Bisexual, Transgender Business Enterprise (LGBTBE)	Disabled Veteran Business Enterprise (DVBE)	Persons with Disabilities Business Enterprise (PDBE)	8(a)*	Total
59,661,301	24,368,439	1,096,746	5,774,167	1,728,093	0	92,628,746
150,247,657	71,276,074	0	4,039,850	2,279,947	0	227,843,527
133,484,045	74,037,324	0	9,533,324	8,443,767	0	225,498,460
430,862,868	40,442,456	0	63,280,606	0	0	534,585,931
774,255,871	210,124,293	1,096,746	82,627,946	12,451,807	0	1,080,556,663

NOTES:

* 8(a) - Firms classified as 8(a) by the Small Business Administration include non-WMDVLGBTBTPDBE. Businesses owned and controlled by persons found to be disadvantaged by the U.S. Small Business Administration pursuant to Section 8(a) of the Small Business Act, as amended (15 U.S.C. § 637(a)) or the U.S. Secretary of Commerce, pursuant to Section 5 of Executive Order No. 11625 (CPUC GO 156 § 1.3.13).

** Net Procurement includes purchase orders, non-purchase orders, and credit card dollars.

¹ Direct - Means Direct Procurement: when a utility directly procures from a supplier.

² Sub - Means Subcontractor Procurement: when a prime contractor, in contract with a utility, procures from a subcontractor to fulfill its contractual obligation(s).

% - Percentage of Net Procurement.

Totals may not add due to rounding.

The procurement information provided is required pursuant to CPUC General Order 156.

Total Prime Contractor Utilization of Diverse Subcontractors

	Minority Male	Minority Female	Minority Business Enterprise (MBE)	Women Business Enterprise (WBE)	Lesbian, Gay, Bisexual, Transgender Business Enterprise (LGBTBE)	Disabled Veteran Business Enterprise (DVBE)	Persons with Disabilities Business Enterprise (PDBE)	8(a)*	Total Supplier Diversity Spend
Direct \$	518,826,748	74,706,818	593,533,566	135,601,842	1,051,377	40,338,487	690,052	0	771,215,324
Sub \$	136,383,925	44,338,380	180,722,305	74,522,450	45,369	42,289,460	11,761,755	0	309,341,339
Total \$	655,210,673	119,045,198	774,255,871	210,124,293	1,096,746	82,627,946	12,451,807	0	1,080,556,663

Direct %	21.38	3.08	24.46	5.59	0.04	1.66	0.03	0.00	31.78
Sub %	5.62	1.83	7.45	3.07	0.00	1.74	0.48	0.00	12.75
Total %	27.00	4.91	31.91	8.66	0.05	3.40	0.51	0.00	44.53

Net Procurement** **\$2,426,675,464**

In-State Prime Contractor Utilization of Diverse Subcontractors (California Domiciled)

	Minority Male	Minority Female	Minority Business Enterprise (MBE)	Women Business Enterprise (WBE)	Lesbian, Gay, Bisexual, Transgender Business Enterprise (LGBTBE)	Disabled Veteran Business Enterprise (DVBE)	Persons with Disabilities Business Enterprise (PDBE)	8(a)*	Total Supplier Diversity Spend
In-State Direct \$	367,551,499	70,234,307	437,785,807	121,740,284	1,027,819	40,338,487	690,052	0	601,582,448
In-State Sub \$	123,595,983	35,185,303	158,781,286	58,864,478	44,372	42,289,460	10,608,339	0	270,587,935
Total \$	596,567,093	105,419,610	596,567,093	180,604,762	1,072,191	82,627,946	11,298,391	0	872,170,383

In-State Direct %	15.15	2.89	18.04	5.02	0.04	1.66	0.03	0.00	24.79
In-State Sub %	5.09	1.45	6.54	2.43	0.00	1.74	0.44	0.00	11.15
Total %	24.58	4.34	24.58	7.44	0.04	3.40	0.47	0.00	35.94

Net Procurement** **\$2,426,675,464**

NOTES:
 * 8(a) - Firms classified as 8(a) by the Small Business Administration include non-WMDVLGBTBTPDBE. Businesses owned and controlled by persons found to be disadvantaged by the U.S. Small Business Administration pursuant to Section 8(a) of the Small Business Act, as amended (15 U.S.C. § 637(a)) or the U.S. Secretary of Commerce, pursuant to Section 5 of Executive Order No. 11625 (CPUC GO 156 § 1.3.13).
 ** Net Procurement includes purchase orders, non-purchase orders, and credit card dollars.
¹ Direct - Means Direct Procurement: when a utility directly procures from a supplier.
² Sub - Means Subcontractor Procurement: when a prime contractor, in contract with a utility, procures from a subcontractor to fulfill its contractual obligation(s).
 % - Percentage of Net Procurement.
 Totals may not add due to rounding.
 The procurement information provided is required pursuant to CPUC General Order 156.

	SHORT-TERM (2025)						MID-TERM		
	Minority Business Enterprise (MBE)	Women Business Enterprise (WBE)	Lesbian, Gay, Bisexual and Transgender Business Enterprise (LGBTBE)	Disabled Veterans Business Enterprise (DVBE)	Persons with Disabilities Business Enterprise (PDBE)	Total Supplier Diversity Goal	Minority Business Enterprise (MBE)	Women Business Enterprise (WBE)	Lesbian, Gay, Bisexual and Transgender Business Enterprise (LGBTBE)
Product	15.00%	5.00%	1.50%	1.50%	0.00%	23.00%	15.00%	5.00%	1.50%
Subtotal	15.00%	5.00%	1.50%	1.50%	0.00%	23.00%	15.00%	5.00%	1.50%

	SHORT-TERM (2025)						MID-TERM		
	Minority Business Enterprise (MBE)	Women Business Enterprise (WBE)	Lesbian, Gay, Bisexual and Transgender Business Enterprise (LGBTBE)	Disabled Veterans Business Enterprise (DVBE)	Persons with Disabilities Business Enterprise (PDBE)	Total Supplier Diversity Goal	Minority Business Enterprise (MBE)	Women Business Enterprise (WBE)	Lesbian, Gay, Bisexual and Transgender Business Enterprise (LGBTBE)
Service	15.00%	5.00%	1.50%	1.50%	0.00%	23.00%	15.00%	5.00%	1.50%
Subtotal	15.00%	5.00%	1.50%	1.50%	0.00%	23.00%	15.00%	5.00%	1.50%
Total	15.00%	5.00%	1.50%	1.50%	0.00%	23.00%	15.00%	5.00%	1.50%

N/A: No goals have been set by the CPUC for Persons with Disabilities Business Enterprises and 8(a)* businesses

(2027)

Disabled Veterans Business Enterprise (DVBE)	Persons with Disabilities Business Enterprise (PDBE)	Total Supplier Diversity Goal
1.50%	0.00%	23.00%
1.50%	0.00%	23.00%

LONG-TERM (2029)

Minority Business Enterprise (MBE)	Women Business Enterprise (WBE)	Lesbian, Gay, Bisexual and Transgender Business Enterprise (LGBTBE)	Disabled Veterans Business Enterprise (DVBE)	Persons with Disabilities Business Enterprise (PDBE)	Total Supplier Diversity Goal
15.00%	5.00%	1.50%	1.50%	0.00%	23.00%
15.00%	5.00%	1.50%	1.50%	0.00%	23.00%

(2027)

Disabled Veterans Business Enterprise (DVBE)	Persons with Disabilities Business Enterprise (PDBE)	Total Supplier Diversity Goal
1.50%	0.00%	23.00%
1.50%	0.00%	23.00%

LONG-TERM (2029)

Minority Business Enterprise (MBE)	Women Business Enterprise (WBE)	Lesbian, Gay, Bisexual and Transgender Business Enterprise (LGBTBE)	Disabled Veterans Business Enterprise (DVBE)	Persons with Disabilities Business Enterprise (PDBE)	Total Supplier Diversity Goal
15.00%	5.00%	1.50%	1.50%	0.00%	23.00%
15.00%	5.00%	1.50%	1.50%	0.00%	23.00%

1.50%	0.00%	23.00%
-------	-------	--------

15.00%	5.00%	1.50%	1.50%	0.00%	23.00%
--------	-------	-------	-------	-------	--------

		NATURAL GAS \$		LPG \$ ¹		
		Short Term	Long Term	Short Term	Long Term	
1		African American	\$20,895,062	\$40,236,480	\$0	\$0
2	MINORITY MALE	Asian Pacific American	\$0	\$0	\$0	\$0
3		Hispanic American	\$3,889,896	\$5,618,239	\$0	\$0
4		Native American	\$22,829,060	\$5,538,436	\$0	\$0
5		TOTAL MINORITY MALE	\$47,614,018	\$51,393,155	\$0	\$0
6		African American	\$7,406,114	\$16,541,740	\$0	\$0
7	MINORITY FEMALE	Asian Pacific American	\$0	\$16,483,408	\$0	\$0
8		Hispanic American	\$0	\$0	\$0	\$0
9		Native American	\$6,061,576	\$5,618,239	\$0	\$0
10		TOTAL MINORITY FEMALE	\$13,467,690	\$38,643,388	\$0	\$0
11	Total Minority Business Enterprise (MBE)		\$61,081,707	\$90,036,542	\$0	\$0
12	Women Business Enterprise (WBE)		\$1,612,000	\$19,610,722	\$0	\$0
13	Lesbian, Gay, Bisexual, Transgender Business Enterprise (LGBTBE)		\$0	\$0	\$0	\$0
14	Disabled Veteran Business Enterprise (DVBE)		\$14,447,100	\$19,614,010	\$0	\$0
15	Persons with Disabilities Business Enterprise (PDBE)		\$0	\$0	\$0	\$0
16	Other 8(a)⁴		\$0	\$0	\$0	\$0
17	TOTAL WMDVLGBTBE		\$77,140,807	\$129,261,275	\$0	\$0
18	Net Fuel Procurement		\$1,177,651,870			
19	Net Natural Gas Procurement		\$1,177,651,870			
20	Net LPG Procurement		\$0			

	TOTAL \$ ²		% ³
Total Natural Gas	Total LPG	Total \$	
\$61,131,542	\$0	\$61,131,542	5.19%
\$0	\$0	\$0	0.00%
\$9,508,135	\$0	\$9,508,135	0.81%
\$28,367,496	\$0	\$28,367,496	2.41%
\$99,007,173	\$0	\$99,007,173	8.41%
\$23,947,854	\$0	\$23,947,854	2.03%
\$16,483,408	\$0	\$16,483,408	1.40%
\$0	\$0	\$0	0.00%
\$11,679,815	\$0	\$11,679,815	0.99%
\$52,111,077	\$0	\$52,111,077	4.42%
\$151,118,250	\$0	\$151,118,250	12.83%
\$21,222,722	\$0	\$21,222,722	1.80%
\$0	\$0	\$0	0.00%
\$34,061,110	\$0	\$34,061,110	2.89%
\$0	\$0	\$0	0.00%
\$0	\$0	\$0	0.00%
\$206,402,083	\$0	\$206,402,083	17.53%

NOTES:

Short Term: The term of the deal is no longer than one calendar year.

Long Term: The term of the deal is greater than once calendar month but less than one calendar year.

¹ LPG - Liquefied Petroleum Gas

² Excludes purchases from the CAISO, other utilities, federal entities, state entities, municipalities and cooperatives.

³ %-Percentage of Net Fuel Procurement.

⁴ 8(a) - Businesses owned and controlled by persons found to be disadvantaged by the U.S. Small Business Administration pursuant to Section 8(a) of the Small Business Act, as amended (15 U.S.C. § 637(a)) or the U.S. Secretary of Commerce, pursuant to Section 5 of Executive Order No. 11625 (CPUC GO 156 § 1.3.13).

Dollars and Percentages reflect rounding differences.

The procurement information provided is required pursuant to CPUC General Order 156.



Workforce and Board Diversity

At SoCalGas, we recognize that our ability to deliver on our mission depends on our workforce thriving. We are committed to fostering an inclusive work culture where all employees feel valued and have equitable access to opportunities for contribution, development, and advancement. Our commitment to diversity is shared by our Board of Directors, whose diverse professional backgrounds bring a wealth of perspectives, experiences, and insights, resulting in more informed and balanced decision-making.

SoCalGas fully supports equal opportunity for all without regard to race, sex, and other traits protected by law. SoCalGas makes all decisions about suppliers and all other organizations and individuals without regard to race, sex, and other traits protected by law.



AS OF DECEMBER 31, 2024:

Board Diversity: The SoCalGas Board of Directors consisted of five members, 60% of whom were men and 40% women, collectively bringing more than 100 years of experience within the Sempra family of companies. Diverse voices and experiences at the Board table help create a competitive advantage in an evolving marketplace.

Workforce Diversity: SoCalGas' workforce included employees from five different generations, with over half having more than a decade of service. The workforce was composed of 74% people of color and 26% white, with a gender distribution of 27% women and 73% men.

"Goal" (as used in GO156 and this report) means a target which, when achieved, indicates progress in a preferred direction. A goal is neither a requirement nor a quota.

This report contains forward-looking statements within the meaning of the Private Securities Litigation Reform Act of 1995. Forward-looking statements are based on assumptions about the future, involve risks and uncertainties, and are not guarantees. Future results may differ materially from those expressed or implied in any forward-looking statement. These forward-looking statements represent our estimates and assumptions only as of the filing date of this report. We assume no obligation to update or revise any forward-looking statement as a result of new information, future events or otherwise.

Forward-looking statements can be identified by words such as "believe," "expect," "intend," "anticipate," "contemplate," "plan," "estimate," "project," "forecast," "envision," "should," "could," "would," "will," "confident," "may," "can," "potential," "possible," "proposed," "in process," "construct," "develop," "opportunity," "preliminary," "initiative," "target," "outlook," "optimistic," "poised," "positioned," "maintain," "continue," "progress," "advance," "goal," "aim," "commit," or similar expressions, or when we discuss our guidance, priorities, strategies, goals, vision, mission, projections, intentions or expectations.

Factors, among others, that could cause actual results and events to differ materially from those expressed or implied in any forward-looking statement include:

- California wildfires, including potential liability for damages regardless of fault and any inability to recover all or a substantial portion of costs from insurance, the Wildfire Fund, rates from customers or a combination thereof
- decisions, denials of cost recovery, audits, investigations, inquiries, ordered studies, regulations, denials or revocations of permits, consents, approvals or other authorizations, renewals of franchises, and other actions, including the failure to honor contracts and commitments, by the (i) CPUC, CRE, DOE, FERC, IRS, PUCT and other regulatory bodies and (ii) U.S., Mexico and states, counties, cities and other jurisdictions therein and in other countries where we do business
- the success of business development efforts, construction projects, acquisitions, divestitures, and other significant transactions, including risks related to (i) being able to make a final investment decision, (ii) completing construction projects or other transactions on schedule and budget, (iii) realizing anticipated benefits from any of these efforts if completed, (iv) obtaining third-party consents and approvals and (v) third parties honoring their contracts and commitments
- changes to our capital expenditure plans and their potential impact on rate base or other growth
- litigation, arbitration, property disputes and other proceedings, and changes (i) to laws and regulations, including those related to tax and the energy industry in Mexico, (ii) due to the results of elections, and (iii) in trade and other foreign policy, including the imposition of tariffs by the U.S. and foreign countries
- cybersecurity threats, including by state and state-sponsored actors, of ransomware or other attacks on our systems or the systems of third parties with which we conduct business, including the energy grid or other energy infrastructure
- the availability, uses, sufficiency, and cost of capital resources and our ability to borrow money or otherwise raise capital on favorable terms and meet our obligations, which can be affected by, among other things, (i) actions by credit rating agencies to downgrade our credit ratings or place those ratings on negative outlook, (ii) instability in the capital markets, and (iii) fluctuating interest rates and inflation
- the impact on affordability of SDG&E's and SoCalGas' customer rates and their cost of capital and on SDG&E's, SoCalGas' and Sempra Infrastructure's ability to pass through higher costs to customers due to (i) volatility in inflation, interest rates and commodity prices, (ii) with respect to SDG&E's and SoCalGas' businesses, the cost of meeting the demand for lower carbon and reliable energy in California, and (iii) with respect to Sempra Infrastructure's business, volatility in foreign currency exchange rates
- the impact of climate policies, laws, rules, regulations, trends and required disclosures, including actions to reduce or eliminate reliance on natural gas, increased uncertainty in the political or regulatory environment for California natural gas distribution companies, the risk of nonrecovery for stranded assets, and uncertainty related to emerging technologies
- weather, natural disasters, pandemics, accidents, equipment failures, explosions, terrorism, information system outages or other events, such as work stoppages, that disrupt our operations, damage our facilities or systems, cause the release of harmful materials or fires or subject us to liability for damages, fines and penalties, some of which may not be recoverable through regulatory mechanisms or insurance or may impact our ability to obtain satisfactory levels of affordable insurance
- the availability of electric power, natural gas and natural gas storage capacity, including disruptions caused by failures in the transmission grid or pipeline and storage systems or limitations on the injection and withdrawal of natural gas from storage facilities
- Oncor's ability to reduce or eliminate its quarterly dividends due to regulatory and governance requirements and commitments, including by actions of Oncor's independent directors or a minority member director
- other uncertainties, some of which are difficult to predict and beyond our control

We caution you not to rely unduly on any forward-looking statements. You should review and carefully consider the risks, uncertainties and other factors that affect our businesses as described herein and in other reports we file with the SEC.



Glad to be of service®

SoCalGas® Supplier Diversity Program

vendorrelations@socalgas.com

For more information, visit socalgas.com/SupplierDiversity

This document is made available solely for informational purposes. Although SoCalGas has used reasonable efforts to assure the accuracy of the information at the time of its inclusion, no express or implied representation is made that it is free from error or suitable for any particular use or purpose.