



2023 ANNUAL REPORT

California Advanced Services Fund

PROGRAM YEAR JANUARY 2023 – DECEMBER 2023

PUBLISHED APRIL 2024



California Public
Utilities Commission

Contents

- Executive Summary 1
 - Projects Awarded in 2023 2
 - CASF Program Goal and Broadband Deployment Progress..... 2
 - CASF Team Key Accomplishments in 2023 5
 - Broadband Infrastructure Account:..... 5
 - Line Extension Program:..... 5
 - Broadband Adoption Account: 5
 - Broadband Consortia Account: 5
 - Broadband Public Housing Account: 5
 - Tribal Technical Assistance: 6
 - Broadband Mapping:..... 6
 - Electronic Claims and Applications Portal: 6
- Introduction 7
 - Legislation in 2023 Modifying the CASF 8
 - Plans for 2024..... 8
- Overview and Financial Information 10
 - Financial Information..... 10
 - CASF Revenues..... 11
 - CASF Funds Expended 11
 - CASF Fund Balance as of June 30, 2023..... 12
 - Projected Surcharge Amount to be Collected..... 14
 - Served and Unserved Areas of the State..... 14
 - Broadband Availability in Rural and Urban Areas of the State..... 15
 - Progress in Meeting Broadband Deployment Goals 17
 - Broadband Adoption Levels..... 18
- Broadband Infrastructure Grant Account 22
 - A.Infrastructure Grants in 2023..... 22
 - B.Infrastructure Funds Expended in 2023 and Expected Benefits..... 22
 - C.Total Infrastructure Projects Awarded Since 2008 24
 - 1.Project Subscriptions as of December 31, 2023..... 26
 - 2.Cost per Household as of December 31, 2023..... 26
 - D.Rural Digital Opportunity Fund..... 27
 - E.Line Extension Program 27

F.Infrastructure Account Benefits.....	28
Rural and Urban Regional Broadband Consortia Grant Account.....	29
A.Consortia Grants Approved in 2023.....	30
B.Consortia Funds Expended in 2023.....	31
C.Consortia Account Benefits.....	32
1.Consortia Account Performance Metrics.....	33
D.Total Consortia Grants Awarded Since Inception.....	36
Broadband Adoption Account.....	38
A.Adoption Grants Awarded in 2023.....	39
B.Adoption Account Funds Allocated and Expended in 2023.....	41
C.Adoption Account Benefits.....	42
D.Total Adoption Account Projects Awarded.....	43
Broadband Public Housing Account.....	45
A.Public Housing Grants Awarded in 2023.....	46
B.Public Housing Account Funds Expended in 2023.....	46
C.Public Housing Account Benefits.....	47
1.Infrastructure Projects.....	47
2.Adoption Projects.....	47
3.Data Request.....	48
D.Total Public Housing Account Projects Awarded.....	50
Tribal Technical Assistance Grant Program.....	51
A.Tribal Technical Assistance Grants Awarded.....	51
B.Tribal Technical Assistance Program Benefits.....	51
Attachments A – K.....	53
Attachment A: CASF Infrastructure Account Projects as of December 2023.....	54
Attachment B: Consortia Account Grantee Reported Benefits Funded by CASF.....	63
1.Broadband Consortium of the Pacific Coast (BCPC).....	63
2.Central Coast Broadband Consortium (CCBC).....	63
3.Central Sierra Economic Development District/Broadband Utility Zone (CSBUZ).....	64
4.Connected Capital Area Broadband Consortium (CCABC).....	64
5.Gold Country Broadband Consortium (GCBC).....	66
6.Inland Empire Regional Broadband Consortium (IERBC).....	68
7.Los Angeles Digital Equity Action League Consortium (LA DEAL).....	69
8.North Bay North Coast Broadband Consortium (NBNCBC).....	70

9.Northeastern California Connect Consortium and Upstate California Connect Consortium (NCCC and UPCCC).....	70
10.Redwood Coast Connect Broadband Consortium (RCCBC).....	71
11.Southern Border Broadband Consortium (SBBC).....	72
Attachment C: Consortia Account Projects as of December 31, 2023.....	73
Attachment D: Adoption Account Projects as of December 2023.....	76
Attachment E: Adoption Account Digital Literacy Projects Status as of December 2023	106
Attachment F: Adoption Account Call Center Projects Status as of December 31, 2023.....	126
Attachment G: Adoption Account Broadband Access Projects Status as of December 2023.....	128
Attachment H: Public Housing Adoption Projects as of December 2023.....	131
Attachment I: Public Housing Infrastructure Projects as of December 2023	137
Attachment J: Public Housing Adoption Completed Projects Costs and Participation as of December 2023	155
Attachment K: Tribal Technical Assistance Grant Program Funded Projects as of December 2023....	162

Executive Summary

The California Public Utilities Commission (CPUC) submits this annual report on the California Advanced Services Fund (CASF) 2023 program activities to the Legislature, pursuant to California Public Utilities (Pub. Util.) Code section 914.7.

Since 2008, the CASF has helped close the Digital Divide in California by providing subsidies to build and expand broadband facilities to unserved areas of the state. The program has funded fiber-optic, fixed wireless, hybrid fiber-coaxial, and copper facility-based projects with a goal for the CASF Infrastructure Account of making broadband available to 98 percent of households in each consortia region by 2032.¹

This report presents financial and programmatic highlights, including revenues, expenditures, approved projects, plans for 2024 and expected benefits. It also provides updates on unserved/served areas and broadband adoption in the state. In 2023, the CPUC approved an Infrastructure grant in the amount of \$688,431 to provide broadband access to 28 priority eligible households; two Line Extension projects totaling \$1,773,323 which will provide access to broadband infrastructure to 194 unserved households; seven Tribal Technical Assistance grants totaling \$1.019 million for feasibility studies, market studies, and business plans in 2023; 15 Rural and Urban Regional Broadband Consortia grants in the amount \$10,333,173; 125 adoption grants totaling \$23.26 million, which will provide: digital literacy training to 24,758 residents and broadband access to 85,045 residents; and 37 Public Housing grants totaling \$1.98 million and serving 1,814 living units in publicly supported housing developments and one farmworker community.

In 2020, the CPUC opened Rulemaking (R.) 20-08-021 to implement programmatic modifications, adopt rules to amplify broadband infrastructure deployment, and leverage funding sources to meet program goals. Since then, multiple decisions have been adopted, enabling the expansion of eligibility criteria and the modification and clarification of requirements and guidelines for CASF programs.² On March 7, 2024, the CPUC issued Decision (D.)24-03-041 modifying the CASF Broadband Public Housing Account rules and guidelines expanding eligibility for non-publicly supported housing developments and for project costs; this decision also modified the Tribal Technical Assistance program to align with the Local Agency Technical Assistance program rules and guidelines.

In a continued effort to ensure that program requirements established by Pub. Util. Code section 281 are met, on September 26, 2023, the CASF implemented the Electronic Claims and Applications Portal (eCAP), a web portal for CASF grantees to submit payment requests to the CPUC. With the addition of eCAP, the CASF can streamline communication and facilitate efficient data exchange. The benefits of the web portal for both grantees and staff will ultimately ensure a more effective program.

¹ Pub. Util. Code, § 281(b)(1)(A).

² See Decisions adopted in R.20-08-021.

Projects Awarded in 2023

The following table details the CASF total projects and awards in 2023 and since program inception in 2008. The CASF expenditure data, including project payments and administrative expenses, are provided in Table 4.

Table 1: CASF Projects and Awards as of December 31, 2023

CASF Account	In 2023		Since 2008	
	Total Projects	Total Awarded	Total Projects	Total Awarded
Infrastructure	1	\$688,431	96 ³	\$298,620,014
Infrastructure Loan ⁴	0	\$0	1	\$40,997
Infrastructure Line Extension Program	2	\$1,773,323	4	\$2,071,101
Tribal Tech. Assistance	7	\$1,019,900	67	\$5,819,750
Consortia	15	\$10,333,173	62	\$29,063,200
Adoption ⁵	125	\$23,262,426	403	\$45,632,605
Pub. Housing ⁶	37	\$1,982,450	498	\$17,075,784
Total:	187	\$39,059,703	1,131	\$398,323,451

CASF Program Goal and Broadband Deployment Progress

The statutory goal of the CASF Infrastructure Grant Account is to provide broadband access to 98 percent of households in each consortia region by December 31, 2032. See Map 1 for the locations of the consortia regions.

- Infrastructure Grant Account Goal:** Statewide, 96.57 percent of households are served by at least 25 megabits per second (Mbps) downstream and 3 Mbps upstream fixed consumer broadband.

³ The CPUC approved funding for a total of 140 Infrastructure projects (over \$450 million) since the inception of the CASF program. The reduction of the “total awarded” projects and funding reflects withdrawal of projects by grantees.

⁴ Assembly Bill 1665 (Chapter 851, Statutes of 2017) eliminated the Infrastructure Revolving Loan Account.

⁵ Total awarded amount is inclusive of the \$5 million to the California Department of Education for COVID-19 relief. Not inclusive of grants awarded and then rescinded. Four projects were rescinded in 2023.

⁶ Numbers are not inclusive of projects rescinded. Eight projects were rescinded in 2023.

- Broadband Adoption at 25 Mbps/3 Mbps: Approximately 70.82 percent of California households subscribe to broadband speeds at or above 25/3 Mbps.

Map 1: California Broadband Consortia Regions



CASF Team Key Accomplishments in 2023

Broadband Infrastructure Account:

- On June 1, 2023, staff received a record-breaking 74 applications requesting a total of \$527,954,737 in funding. This represents a 37% increase in the number of applications submitted compared to the last application cycle in 2020. Staff provided Ministerial Letter Approval for one project for \$688,431 to serve 28 unserved households.
- Staff approved final reimbursements for six completed projects totaling \$16,280,597, serving 12,174 households across San Benito, Kern, Humboldt, Imperial, Los Angeles, and Colusa counties.

Line Extension Program:

- Completed a Line Extension project to an individual household in Grass Valley in 2023.
- Awarded a grant in the amount of \$1,770,748 to South Valley Internet to extend broadband access to 194 households, benefiting 130 school-aged children, in a low-income, farmworker community located in San Benito County.

Broadband Adoption Account:

- Awarded grants to 125 projects in the amount of \$23,262,426 from 43 applicants in 43 counties serving 109,803 participants.
- 27 Broadband Adoption Account funded projects were completed in 2023. By way of these completed projects, Adoption Account grantees assisted 2,893 participants in subscribing to low-cost Internet, provided broadband access to 4,857 participants, and provided a minimum eight hours of digital literacy training to 1,179 participants.

Broadband Consortia Account:

- Awarded 15 grants in January 2023 from the June 1, 2022, cycle to Consortia applicants in Resolution T-17778, in the amount of \$10,333,173.

Broadband Public Housing Account:

- Awarded grants to 37 projects for 11 applicants in fifteen counties serving 1,814 units, totaling \$1,982,450.
- Seven Public Housing Account funded projects were completed in 2023; 6 infrastructure projects which wired up 206 residential units, and one adoption project provided digital literacy training to 158 residents.

- Rulemaking R.20-08-021 to establish eligibility of “other housing developments and mobile home parks with low-income residents,” verification of eligibility, and protections of tenants of non-publicly supported housing developments, as specified in D.22-05-029.

Tribal Technical Assistance:

- Awarded seven grants to seven Tribes, including three Tribes new to the program, totaling \$1,019,900 for feasibility studies, market studies, and business plans.

Broadband Mapping:

- The Broadband Mapping team issued the Annual Broadband Data Request to collect broadband data as of December 31, 2023, and collected deployment and subscription data at the location level from 173 Internet service providers. Furthermore, the CPUC maintains and updates a statewide, publicly accessible, and interactive map showing the accessibility of broadband service in California.

Electronic Claims and Applications Portal:

- On September 26, 2023, the CASF deployed the Electronic Claims and Applications Portal (eCAP), a web portal for CASF grantees to submit payment requests to the CPUC.

Introduction

The goal of the CASF is to encourage deployment of high-quality advanced communications services to all Californians, which will promote economic growth, job creation, and the substantial social benefits of advanced information and communications technologies. CASF consists of the following active accounts and programs:

- The Broadband Infrastructure Grant Account (Infrastructure Account) provides grants to deploy broadband to unserved households.
- The Line Extension Program (LEP) provides grants to individual low-income households or property owners to offset the costs of connecting to an existing or proposed facility-based broadband provider.
- The Tribal Technical Assistance (TTA) provides grants to Tribes to develop market studies, feasibility studies and business plans to pursue improved communications.
- The Rural and Urban Regional Broadband Consortia Account (Consortia Account) provides grants to regional consortia to facilitate the deployment of broadband infrastructure by assisting CASF infrastructure grant applicants in the project development or grant application process or assisting broadband deployment projects related to programs created under Senate Bill (SB) 156 and Assembly Bill (AB) 164.
- The Broadband Adoption Account (Adoption Account) provides grants to increase publicly available or after-school broadband access and digital inclusion, such as digital literacy training programs.
- The Broadband Public Housing Account (Public Housing Account) provides broadband connectivity grants to “low-income communities” which includes, but is not limited to, publicly supported housing developments, farmworker housing, and other housing developments or mobile home parks with low-income residents, as determined by the CPUC.
- The Federal Funding Account (FFA) provides grants for last mile broadband infrastructure projects to connect unserved and underserved Californians with high-speed broadband service.⁷

Additional background and historical information about each CASF account is available at <https://www.cpuc.ca.gov/industries-and-topics/Internet-and-phone/california-advanced-services-fund>.

⁷Additional information regarding the Federal Funding Account is available at [Last Mile Federal Funding Account \(ca.gov\)](#). This report does not specifically address Federal Funding Account updates.

Legislation in 2023 Modifying the CASF

In October 2023, AB 286 (Broadband infrastructure: mapping) was signed into law, modifying the statute that requires the CPUC to maintain and update a statewide, publicly accessible, and interactive Map. The CPUC's Map is called the California Interactive Broadband Map, and the bill necessitates changes, including:

- The Map must identify, for each address in the state, each provider of broadband services that offers service at the address and the maximum speed of broadband services offered.
- The Map must contain five new features to collect new public feedback information, obtain consent to make this information publicly available, and display this information at the address level.
- The Map must have a feature to allow users to submit a verified speed test at their location.
- The CPUC must validate the new public feedback collected before using it as evidence in a proceeding.

Plans for 2024

- The CPUC will set forth funding allocations for Fiscal Year (FY) 2024-25 for the CASF accounts.⁸
- The CPUC will conduct a CASF workshop in April 2024 to consult with regional consortia, stakeholders, local governments, the federal government, existing facility-based broadband providers, and consumers regarding unserved areas of the state and cost-effective strategies for expanding access to broadband.
- For the Line Extension Program, the CPUC will revise program rules and guidelines previously set in D.19-04-022. Staff will also administer the \$1,770,748 grant to construct the Southside Road Project.
- For the Public Housing Account, the CPUC will implement the expansion of program eligibility and verification requirements for other housing developments and mobile home parks with low-income residents per the CASF Rulemaking 20-08-021. It will also hold an application window beginning on January 1, 2024, through July 1, 2024. The new rules, Decision (D). 24-03-021, will be implemented in the July 1, 2024, round.
- For the Adoption Account, an application window will be held on July 1, 2024.
- For the Consortia Account, staff will implement the 15 grants approved in Resolution T-17778. These grants will facilitate the deployment of broadband services by assisting CASF infrastructure grant applicants in the project development or grant application process or assisting broadband deployment projects related to programs created under SB 156 and AB 164.
- TTA will continue to accept applications quarterly until funds are exhausted. In addition, the CPUC issued a draft Decision proposing various program rules and guidelines changes, including expanding the list of eligible activities, increasing the total grant amount to \$250,000 per Tribe per FY, and

⁸ This does not include the Federal Funding Account. The CPUC proposed to increase the local assistance budget authority from the CASF from \$72.611 million to \$136.211 million for FY 2024-25, which was made public on January 10, 2024 in the FY 2024-25 Governor's Budget, available at [Department Report \(ca.gov\)](#).

requiring any technical assistance for a broadband infrastructure project must reliably meet or exceed 25 megabits per second download and 3 megabits per second upload.

Overview and Financial Information

This section provides an overview of the CASF financial information including revenues, amount of funds expended, and fund balance from inception of the program in 2008 through FY 2022-23, i.e. July 1, 2022, to June 30, 2023. It also provides information about the areas that remain unserved and information on broadband adoption levels, as required by Pub. Util. Code section 914.7 subsections (a) and (g).

On May 19, 2022, the CPUC adopted D.22-05-029 approving a total CASF program budget and subaccount budget allocations for FY 2022-2023.^{9, 10} Table 2 presents the allocated subaccount budgets and the amount of grants awarded in FY 2022-23.

Table 2: CASF Total Authorized FY 2022-23 Budget and Grants

Subaccount	Allocated Budget	Grants Awarded	Budget Balance
Infrastructure Account	\$24,860,000	\$205,126	\$24,654,874
Consortia Account	\$10,710,000	\$10,333,173	\$376,827
Public Housing Account	\$15,000,000	\$1,398,593	\$13,601,407
Adoption Account	\$20,024,000	\$17,277,583	\$2,746,417
LEP	\$0	\$2,575	(\$2,575)
Tribal Technical Assistance	\$2,000,000	\$1,938,200	\$61,800
Total	\$72,594,000	\$31,155,250	\$41,438,750

Financial Information

The CPUC records and tracks CASF financial activities in the Financial Information System for California (FI\$Cal), which is an information technology system for accounting, budget, and cash management for all state agencies. Financial information presented in tables below is based on data maintained in FI\$Cal in accordance with the applicable laws, regulations, policies, procedures, and instructions.

⁹ SB 4 [Stats. 2021, Ch. 671] amended Pub. Util. Code section 281 eliminating the \$645 million aggregate budget for CASF approved by AB 1665 [Stats 2017, Ch. 851]. The total CASF program budget and subaccount budget allocations approved by the CPUC in D.22-05-029 established the budgets for grants to be awarded by the subaccounts. CASF grants are awarded by ministerial letters or resolutions.

¹⁰ The CPUC also approved FY 2023-24 budget allocations for the CASF program in Resolution T-17782. However, this section of the report focuses on financial information through FY 2022-23, on FY basis.

CASF Revenues

The CASF collected and earned \$70.463 million in FY 2022-23 and has an accumulated total revenue of \$622.593 million since the inception of the program as presented in Table 3.

Table 3: CASF Revenues as of June 30, 2023

	FY 2008-21¹¹	FY 2021-22	FY 2022-23	Total, FY 2008-23
Regulatory Fees	\$474,120,481	\$58,535,063	\$63,434,202	\$596,089,746
Investment Income	\$18,106,025	\$1,419,527	\$7,018,769	\$26,544,321
Other Revenue ¹²	\$44,556	(\$96,334)	\$10,907	(\$40,871)
Interfund Loan	(\$60,000,000)	\$60,000,000		\$0
Total Revenue	\$432,271,062	\$119,858,256	\$70,463,878	\$622,593,196

CASF Funds Expended

Table 4 presents funds expended by CASF as of June 30, 2023. Expenses in Table 4 are grouped into three major categories:

- Local Assistance includes funds distributed to grantees for awarded grants;
- State Operations of the CPUC include operating expenses for the administration of CASF including staff salaries and benefits, travel, training, consultant services, and administrative overhead costs, etc.; and
- Other State Agencies’ Operations include pro-rated statewide general administrative expenses, supplemental pension payments, and other expenses etc.

In FY 2022-23, CASF expended \$25.081 million of funds and an accumulated total of \$273.694 million since inception of the program as presented in Table 4.

¹¹ The CASF 4th Interim Fiscal Audit Report for the period July 1, 2018 through June 30, 2021 is available at: [CASF Performance and Financial Audit Reports](#).

¹² Includes escheatment of uncleared checks and warrants.

Table 4: CASF Funds Expended, as of June 30, 2023

	FY 2008-21 ¹³	FY 2021-22	FY 2022-23	Total, FY 2008-23
Local Assistance				
Infrastructure Account	\$161,323,771	\$16,787,491	\$12,141,262	\$190,252,524
Consortia Account	\$13,721,964	\$970,044	\$1,229,125	\$15,921,133
Public Housing Account	\$11,667,892	\$227,768	\$468,670	\$12,364,330
Adoption Account	\$7,263,241	\$1,832,782	\$2,347,265	\$11,443,288
LEP	\$5,241	\$198,425	\$94,123	\$297,789
Tribal Technical Assistance	\$0	\$589,600	\$879,514	\$1,469,114
Subtotal, Local Assistance	\$193,982,109	\$20,606,110	\$17,159,959	\$231,748,178
State Operations				
CPUC	\$25,667,484	\$4,454,631	\$7,583,751	\$37,705,866
Other State Agencies' Operations				
Pro-Rata		\$410,179	\$309,601	\$719,780
Supplementary Pension Assessment		\$31,000	\$31,000	\$62,000
Other Expenses	\$3,461,029	\$0	(\$2,633) ¹⁴	\$3,458,396
Subtotal, State Operations	\$29,128,513	\$4,895,810	\$7,921,719	\$41,946,042
Total: Local Assistance and State Operations	\$223,110,622	\$25,501,920	\$25,081,679	\$273,694,221

CASF Fund Balance as of June 30, 2023

As of June 30, 2023, CASF retained an accumulated fund balance of \$348.899 million and a net fund balance after outstanding encumbrances of \$169.490 million, as presented in Table 5.

¹³ Ibid.

¹⁴ It is the sum of 2 PY Revenue adjustments for FY 2021-22 of -\$12,460 and \$9,827.

Table 5: Status of CASF Fund Balance as of June 30, 2023

	2008-21	2021-22	2022-23
Available Funds, Beginning Balance		\$209,160,440	\$303,516,776
Total Source of Funds	\$432,271,062	\$119,858,256	\$70,463,878
Total Disbursement of Funds	(\$223,110,622)	(\$25,501,920)	(\$25,081,679)
Available Fund, Ending Balance	\$209,160,440	\$303,516,776	\$348,898,975
Outstanding Encumbrances	(\$108,068,515)	(\$167,633,213)	(\$179,408,860)
Net Ending Fund Balance	\$101,091,925	\$135,883,563	\$169,490,115

Outstanding Encumbrances are the remaining commitments of funds available for claims and payments of awarded grants and contracted operation services. Outstanding Encumbrances as of June 30, 2023, are broken-down and presented in Table 6.

Table 6: outstanding Encumbrances

Local Assistance	As of June 30, 2023
Infrastructure Account	\$142,064,233
Consortia Account	\$12,502,001
Public Housing Account	\$1,960,861
Adoption Account	\$16,692,900
LEP	
Tribal Technical Assistance	\$3,680,486
Subtotal, Local Assistance	\$176,900,481
State Operations of the CPUC	
CASF	\$2,508,379
Total, Outstanding Encumbrances	\$179,408,860

Projected Surcharge Amount to be Collected

On October 10, 2022, the CPUC adopted D.22-10-021 transitioning the Public Purpose Programs (PPPs)¹⁵ surcharge mechanism to a flat rate for each active access line that telephone corporations service in California. D.22-10-021 also approved an interim surcharge rate of \$1.11 to take effect April 1, 2023, and until further revision by the CPUC using its resolution process.¹⁶ The collected surcharge revenue is to be distributed among the PPPs as presented in Table 7.

Table 7: New Access Line PPP Surcharge Distribution

Program Name	Distribution Percentages
CHCF-A	7.54%
CHCF-B	0.00%
ULTS	53.99%
DDTP	9.62%
CTF	16.04%
CASF	12.82%
Total:	100.00%

As of December 31, 2023, the interim surcharge rate and distribution percentages adopted in D.22-10-021 remained in effect. Therefore, based on this interim surcharge rate, the forecasted revenue generated for the CASF program is approximately \$91 million for Fiscal Year 2023-24. However, the structural changes to the surcharge mechanism are forecasted to lead to higher collected amounts, enabling the CPUC to collect the full statutory limit of \$150 million per year to fund CASF programs.

Served and Unserved Areas of the State

Pub. Util. Code section 281 defines an unserved household as one for which no facility-based provider offers broadband service at speeds of at least 25/3 Mbps.¹⁷ Only unserved households are eligible for CASF Infrastructure grants. The latest

96.57 percent of California households have access to wireline or fixed wireless broadband service at 25/3 Mbps or above as of June 2023.

¹⁵ There are six PPPs including CASF, Universal LifeLine Telephone Service (ULTS), Deaf and Disabled Telecommunications Program (DDTP), California High Cost Fund-A (CHCF-A), California High Cost Fund-B (CHCF-B), and California Teleconnect Fund (CTF).

¹⁶ Decision 22-10-021, Ordering Paragraph 8.

¹⁷ The definition of unserved household is specific to the CASF program. Other federal programs such as, BEAD and FFA, employ different definitions that are designed to address the goals of those programs.

data available as of June 30, 2023, indicate that 96.57 percent of California households have access to fixed (wireline and fixed wireless) broadband service at speeds of 25/3 Mbps and above.

The Federal Communication Commission (FCC) collects data from broadband providers pursuant to a biannual data request it sends to known providers of broadband service in the United States.¹⁸ In November 2022, the FCC began publishing a location-based broadband map and moved away from census-block level reporting. While the FCC has not published its validation method, it is continuing to improve the data through the challenge process.¹⁹ Data published on the FCC National Broadband Map²⁰ relies on provider data and sometimes reflects higher levels of coverage and speeds than what is actually deployed.

This year's CASF Annual Report relies on FCC data because of better granularity and a more recent dataset. The CPUC will continue to develop ways to improve broadband data reporting and visualization, including our improvements to validation techniques.

Broadband Availability in Rural and Urban Areas of the State

Table 8 below provides percentages of served and unserved households in California from the FCC's National Broadband Map. The table splits the percentages of served and unserved households using 2020 U.S. Census Bureau urban/rural designation. The numbers reflect all terrestrial broadband service as of June 30, 2023.²¹ Terrestrial broadband service includes all wired and all fixed wireless providers but excludes satellite providers. It shows that 83.96 percent of rural households have access to broadband at or above 25/3 Mbps speeds, whereas 97.58 percent of households in urban areas have access at or above 25/3 Mbps. For speeds at or above 100/20 Mbps, 69.03 percent of rural households have access, whereas 96.80 percent of households in urban areas have access. The data show that the Digital Divide between rural and urban areas widens as the speeds increase.


¹⁸ <https://www.fcc.gov/BroadbandData>

¹⁹ <https://help.bdc.fcc.gov/hc/en-us/articles/8554187214107-Fabric-Challenge-Process>

²⁰ <https://www.fcc.gov/BroadbandData/consumers>

²¹ Federal Communication Commission (2024). *Broadband Summary by Geography Type* (J23_02apr2024) [Data set] Broadband Data Collection. <https://broadbandmap.fcc.gov/data-download/nationwide-data?version=jun2023>

Table 8: Percentage of Total Households with Broadband

 CALIFORNIA Public Utilities Commission		STATE of CALIFORNIA Fixed Consumer Broadband Availability Maximum Advertised Speeds As of June 30, 2023						
		Speed Benchmarks (Mbps)		Percentage of Total Households with Broadband Availability*			Unserviced Households	
	Urban	Rural	Statewide	Number of Unserviced Households			Percentage of Unserviced Households	
	Urban	Rural	Statewide	Urban	Rural	Statewide	Urban	Rural
>=10/1	97.95%	88.59%	97.25%	307,804	137,732	446,103	2.05%	11.41%
>=25/3	97.58%	83.96%	96.57%	363,358	193,622	556,412	2.42%	16.04%
>=100/20	96.80%	69.03%	94.73%	480,474	373,844	854,895	3.20%	30.97%

Source:
 Federal Communication Commission (2024). *Broadband Summary by Geography Type* (J23_02apr2024) [Data set]. Broadband Data Collection.
<https://broadbandmap.fcc.gov/data-download/nationwide-data?version=jun2023>

*Calculated percentage of households for broadband serviceable locations contained within the California for which providers report residential fixed broadband service with Copper, Cable, Fiber to the Premises, Unlicensed Fixed Wireless, or Licensed Fixed Wireless technology and speeds of at least 10 / 1 Mbps, or 25/3 Mbps, or 100/20 Mbps.


Progress in Meeting Broadband Deployment Goals

Table 9 below provides percentages of served and unserved households for each Consortia region in California. The numbers reflect all terrestrial broadband service as of June 30, 2023 from the FCC’s data. Served households receive broadband speeds of at least 25/3 Mbps or above, while unserved households receive speeds less than 25/3 Mbps. Priority unserved households receive speeds less than 10/1 Mbps.

The table shows that there are twelve Consortia regions where less than 98 percent of households have access to broadband at or above 25/3 Mbps, whereas five Consortia regions where more than 98 percent of households have access to broadband at or above 25/3 Mbps.

As noted above, this year’s CASF Annual Report relies on FCC data because of better granularity and a more recent dataset. The FCC’s National Broadband Map data at the county-level was aggregated into their Consortia. The table does not show Tahoe Basin Consortia because it is located with Placer and El Dorado County and nested within the Gold Country Consortia. Data published on FCC National Broadband Map relies on provider data and sometimes reflects higher levels of coverage and speeds than what is actually deployed. The CPUC will continue to develop ways to improve broadband data reporting and visualization, including our improvements to validation techniques.

Table 9: Remaining Unserved Households in Each Consortium Region

 CALIFORNIA Public Utilities Commission		STATE of CALIFORNIA Fixed Consumer Broadband Deployment					
		Maximum Advertised Speeds As of June 30, 2023					
		Consortium	All Households (FCC Fabric 06/30/2023)	Served Households (Speeds are at least 25 Mbps down AND 3 Mbps up)		Unserved Households (Speeds less than 25 Mbps down OR 3 Mbps up AND greater than 10 Mbps down AND 1 Mbps up)	
Number	Percent			Number	Percent	Number	Percent
California	16,221,924	15,665,512	96.57%	110,310	0.68%	446,103	2.75%
Bay Area (no consortium: SF, San Mateo and Santa Clara)	1,529,468	1,522,046	99.51%	1,442	0.09%	5,980	0.39%
Pacific Coast Consortium Region	650,842	610,782	93.84%	6,432	0.99%	33,629	5.17%
Central Coast Consortium Region	311,319	308,329	99.04%	757	0.24%	2,234	0.72%
Central Sierra Consortium Region	102,424	87,662	85.59%	5,355	5.23%	9,406	9.18%
Connected Capital Area Consortium Region	819,739	815,817	99.52%	1,098	0.13%	2,823	0.34%
East Bay Consortium Region (no consortium: Alameda, Contra Costa, and Solano)	1,347,377	1,342,124	99.61%	679	0.05%	4,574	0.34%
Gold Country Consortium Region	374,442	358,311	95.69%	7,162	1.91%	8,969	2.40%
Inyo / Mono Consortium Region	1,792,836	1,680,562	93.74%	10,643	0.59%	101,631	5.67%
Inland Empire Consortium Region	29,208	23,679	81.07%	816	2.79%	4,713	16.14%
Los Angeles County Consortium Region	3,985,884	3,826,847	96.01%	31,488	0.79%	127,548	3.20%
North Bay / North Coast Consortium Region	491,688	467,776	95.14%	6,821	1.39%	17,092	3.48%
Northeast California Consortium Region	300,523	277,354	92.29%	9,170	3.05%	14,001	4.66%
Orange County (no consortium)	1,289,959	1,237,845	95.96%	6,321	0.49%	45,794	3.55%
Redwood Coast Consortium Region	97,652	92,309	94.53%	935	0.96%	4,408	4.51%
San Joaquin Valley Consortium Region	1,606,774	1,592,113	99.09%	3,352	0.21%	11,309	0.70%
Southern Border Consortium Region	1,428,303	1,362,501	95.39%	16,858	1.18%	48,945	3.43%
Upstate California Consortium Region	63,486	59,186	93.23%	1,376	2.17%	2,925	4.61%

Source: Federal Communication Commission (2024). *Broadband Summary by Geography Type* (J23_02apr2024) [Data set]. Broadband Data Collection. <https://broadbandmap.fcc.gov/data-downloads/nationwide-data?version=jun2023>

Broadband Adoption Levels



Figure 1: NevCo Fiber optic notice in the forest.

The table on the following page provides broadband adoption levels for each county using FCC deployment data as of June 30, 2023, and CPUC subscriber data as of December 31, 2022. This year’s CASF Annual Report relies on CPUC subscriber data because the FCC does not make subscriber data publicly available. The CPUC collects data from broadband providers pursuant to an annual data request the Communications Division sends to known providers of broadband service in California. Subscription data collected from providers at the address level is aggregated to the county level for the purposes of displaying adoption of broadband service in the below table. Providers report adoption levels as part of their submission as consumer connections²², instead of households.

The broadband adoption rate is defined as the percentage of consumer fixed broadband access connections over the total households offered broadband Internet access service. The table shows a statewide broadband adoption rate of 70.82 percent. The data show that additional barriers to broadband access may exist beyond just infrastructure deployment. Sierra is the only county that

exceeds an adoption rate of 100 percent due to the number of households offered broadband Internet service versus consumer connection. According to the FCC data, there are only 191 households that were offered broadband Internet services at speeds of at least 25/3 Mbps, which translates to only 7.4 percent of all households in Sierra County. However, the CPUC collected more than 191 consumer connections at 25/3 Mbps in Sierra County. Both these numbers will fluctuate over time.

Map 2 depicts broadband adoption by county at minimum speeds of 25/3 Mbps using FCC data as of June 30, 2023, and CPUC data as December 31, 2022.

²² Consumer connections include subscriptions to housing units, including unoccupied housing units.

Table 10: Broadband Adoption of at least 25/3 Mbps by County using FCC data as of June 30, 2023, and CPUC data as of December 31, 2022

County		All Households (FCC Fabric 06/30/2023)	Households Offered Broadband Internet Access Service (At least 25 Mbps down and 3 Mbps up)	Consumer Connections (At least 25 Mbps down and 3 Mbps up)	Broadband Adoption Rate (At least 25 Mbps down and 3 Mbps up)
			Number	Number	Percent
California		16,221,924	15,665,512	11,094,702	70.82%
Alameda	698,729	697,401	435,879	62.50%	
Alpine	1,717	433	323	74.60%	
Amador	22,600	19,915	6,089	30.57%	
Butte	104,258	104,258	52,009	49.88%	
Calaveras	33,052	30,054	12,990	43.22%	
Colusa	10,664	9,801	3,064	31.26%	
Contra Costa	467,240	464,857	321,995	69.27%	
Del Norte	12,946	11,114	8,512	76.59%	
El Dorado	110,722	98,266	55,274	56.25%	
Fresno	386,126	384,118	197,914	51.52%	
Glenn	13,828	13,167	4,851	36.84%	
Humboldt	75,199	73,567	41,970	57.05%	
Imperial	66,298	63,421	39,457	62.21%	
Inyo	12,726	10,152	6,202	61.09%	
Kern	343,146	335,013	242,064	72.26%	
Kings	52,367	52,273	28,121	53.80%	
Lake	38,994	36,218	15,750	43.49%	
Lassen	14,293	11,137	3,212	28.84%	
Los Angeles	3,985,884	3,826,847	3,014,856	78.78%	
Madera	59,751	58,717	24,874	42.36%	
Marin	129,471	127,866	81,619	63.83%	
Mariposa	11,288	6,865	608	8.86%	
Mendocino	53,192	43,921	12,252	27.90%	
Merced	103,981	103,794	50,433	48.59%	
Modoc	6,270	4,827	1,050	21.75%	
Mono	16,482	13,527	9,271	68.54%	
Monterey	165,026	163,871	86,621	52.86%	
Napa	65,046	62,965	36,890	58.59%	

**STATE of CALIFORNIA
Fixed Broadband Adoption**

**CALIFORNIA
Public Utilities Commission**

As of June 30, 2023/December 31, 2022

Sources:
Federal Communication Commission (2024). *Broadband Summary by Geography Type (J23_02apr2024)* [Data set]. Broadband Data Collection. <https://broadbandmap.fcc.gov/data/download/nationalwide-data?version=jun2023>; CPUC broadband data collection as of December 2022; Broadband Adoption Rate is defined as the percentage of consumer fixed broadband access connections over the total households offered Broadband internet access service.
*Due to high percentage of vacant, seasonal, recreational, or occasional use consumer connections, the number of consumer connections is greater than the count of households which can result in adoption rates exceeding 100%.



**CALIFORNIA
Public Utilities Commission**

**STATE of CALIFORNIA
Fixed Broadband Adoption**

As of June 30, 2023/December 31, 2022

County	All Households (FCC Fabric 06/30/2023)	Households Offered Broadband Internet Access Service (At least 25 Mbps down and 3 Mbps up)	Consumer Connections (At least 25 Mbps down and 3 Mbps up)	Broadband Adoption Rate (At least 25 Mbps down and 3 Mbps up)
		Number	Number	Percent
Nevada	60,778	60,778	28,876	47.51%
Orange	1,289,959	1,237,845	1,013,932	81.91%
Placer	198,643	198,643	126,387	63.63%
Plumas	17,861	13,630	4,227	31.01%
Riverside	962,076	905,795	746,946	82.46%
Sacramento	652,172	649,302	396,711	61.10%
San Benito	24,420	24,413	15,802	64.73%
San Bernardino	830,760	774,767	628,732	81.15%
San Diego	1,362,005	1,299,080	1,046,445	80.55%
San Francisco	460,008	459,778	227,900	49.57%
San Joaquin	282,970	282,913	163,073	57.64%
San Luis Obispo	142,060	136,022	98,960	72.75%
San Mateo	309,837	306,367	216,405	70.64%
Santa Barbara	181,499	169,339	131,001	77.36%
Santa Clara	759,623	755,901	480,913	63.62%
Santa Cruz	121,873	120,045	71,733	59.76%
Shasta	94,730	87,872	51,016	58.06%
Sierra*	2,582	191	218	114.14%
Siskiyou	28,910	23,686	8,837	37.31%
Solano	181,408	179,866	109,737	61.01%
Sonoma	243,979	233,024	132,949	57.05%
Stanislaus	206,364	206,158	128,475	62.32%
Sutter	41,879	41,879	22,429	53.56%
Tehama	34,201	31,944	11,232	35.16%
Trinity	9,507	7,628	1,339	17.55%
Tulare	172,069	169,127	92,522	54.71%
Tuolumne	35,484	30,828	13,522	43.86%
Ventura	327,283	305,421	259,961	85.12%
Yolo	92,313	91,261	53,579	58.71%
Yuba	33,375	33,375	16,693	50.02%

Sources:

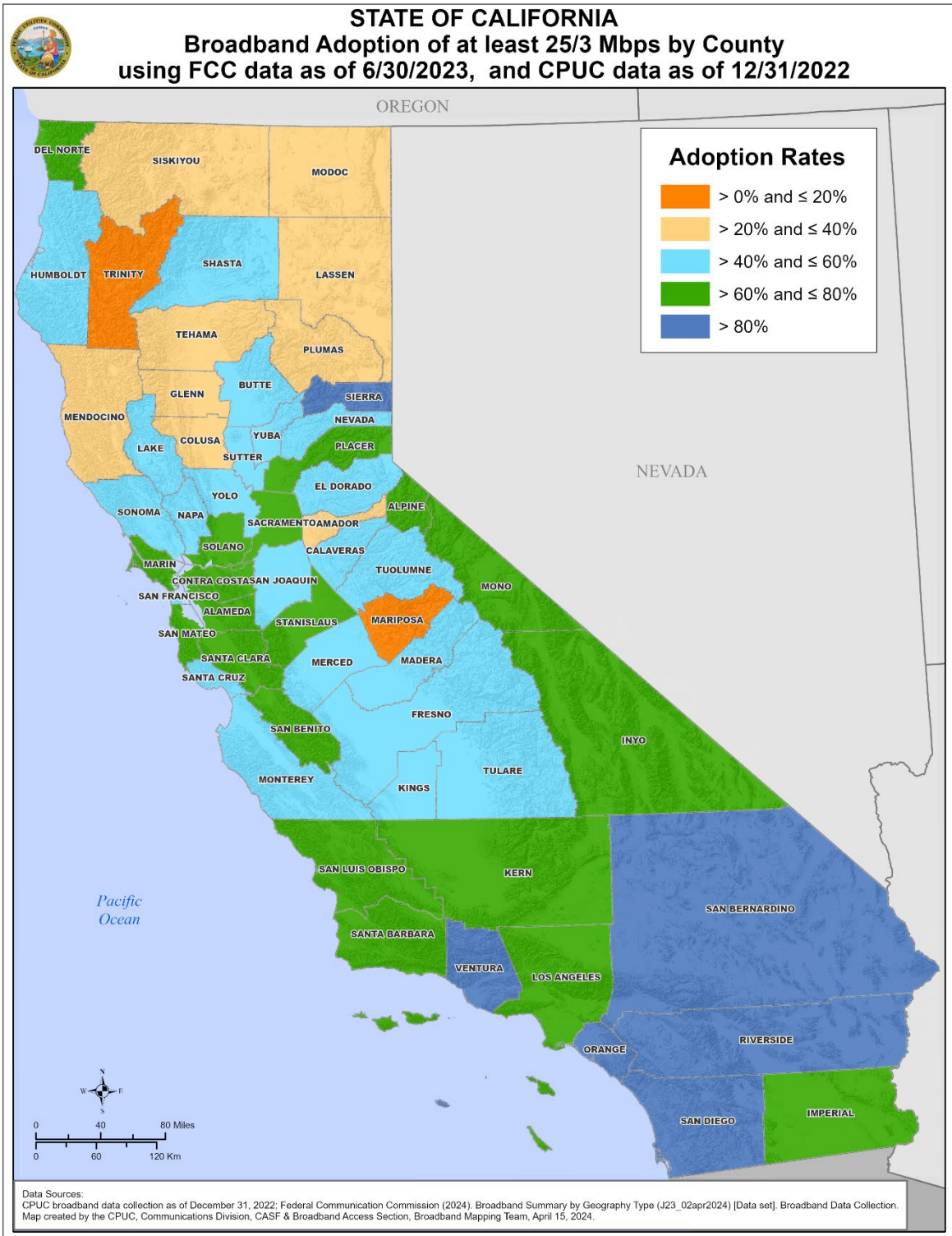
Federal Communication Commission (2024). *Broadband Summary by Geography Type (J23_02apr2024)* [Data set]. Broadband Data Collection.

<https://broadbandmap.fcc.gov/data-download/nationalwide-data?version=jun2023>; CPUC broadband data collection as of December 2022;

Broadband Adoption Rate is defined as the percentage of consumer fixed broadband access connections over the total households offered Broadband internet access service.

*Due to high percentage of vacant, seasonal, recreational, or occasional use consumer connections, the number of consumer connections is greater than the count of households which can result in adoption rates exceeding 100%.

Map 2: Broadband Adoption of at least 25/3 Mbps by County using FCC data as of June 30, 2023, and CPUC data as of December 31, 2022



Broadband Infrastructure Grant Account

A. Infrastructure Grants in 2023

- The CPUC opened an application cycle in June 2023 and received 74 applications totaling \$527,954,737.
- The CPUC approved a grant award of \$688,431 to construct the Connect Anza Phase 3 Project to bring broadband access to 28 unserved households in a rural area of Riverside County.

The CPUC made \$13.8 million in payments to 15 projects in 2023. These projects will provide broadband access to an estimated 13,025 households.

B. Infrastructure Funds Expended in 2023 and Expected Benefits

The CPUC made approximately \$13.8 million in payments in 2023 for 15 approved infrastructure projects. The following table lists the payments made for specific projects. The expected benefits of funds expended in 2023 can be expressed as the number of households that will have access to broadband. An estimated 13,025 potential households will have access to broadband from the payments to projects that are listed in the following table. The grantees for projects approved after November 2022 will waive installation fees and provide service at the fixed monthly subscription rate (per the application) for a minimum of five years.²³



Figure 2: Charter Communications constructing last-mile fiber splices for the Brookside Mobile Home Park in Los Angeles County. Completed in 2023 and now has 190 broadband subscribers.

²³ Decision 22-11-023, Attachment 1 at p. A-23. For projects approved before November 2022, the period is two years.

Table 11: Funds Expended in 2023

	Project Name	Grantee	County	Completion Status	Payment Amount
1	Sutter Placer	Digital Path	Sutter and Placer	Complete ²⁴	\$ 207,719
2	Buckeye & Banner Mountain	Nevada County Fiber	Nevada	Ongoing	\$ 95,359
3	Smith River	Frontier California	Del Norte	Ongoing	\$ 501,736
4	Buckeye & Banner Mountain South Project	Nevada County Fiber	Nevada	Ongoing	\$ 17,641
5	Lake Davis	Plumas-Sierra Telecom	Plumas	Ongoing	\$ 988,485
6	Scott Road	Plumas-Sierra Telecom	Lassen & Sierra	Ongoing	\$ 504,180
7	River Oaks	Charter	San Benito	Complete	\$ 397,635
8	Kernville Connect	Mediacom	Kern	Complete	\$ 285,992
9	Buckeye & Banner Mountain South Project	Nevada County Fiber	Nevada	Ongoing	\$ 92,696
10	Crescent City	Frontier California (Frontier Comm.)	Del Norte	Ongoing	\$ 224,784
11	Hoopa Valley Broadband Initiative	Hunter Communications & Technologies LLC	Humboldt	Complete	\$ 1,233,501
12	Winterhaven Last Mile	Winterhaven Telephone Co	Imperial	Complete	\$ 595,563
13	Brookside Country Club	Charter	Los Angeles	Complete	\$ 848,063
14	Gigafy Williams	Race Telecom	Colusa	Complete	\$ 5,238,281
15	Buckeye & Banner Mountain South Project	Nevada County Fiber	Nevada	Ongoing	\$ 8,033
16	Buckeye & Banner Mountain	Nevada County Fiber	Nevada	Ongoing	\$ 69,487
17	Scott Road	Plumas-Sierra Telecom	Lassen & Sierra	Ongoing	\$ 723,875
18	Sierra Valley	Plumas-Sierra Telecom	Plumas, Sierra	Ongoing	\$ 664,630

²⁴ Digital Path's-Sutter Placer project was completed in 2022. This payment reflects the second and final payment.

	Project Name	Grantee	County	Completion Status	Payment Amount
19	Southern Lassen	Plumas-Sierra Telecom	Lassen	Ongoing	\$ 821,930
20	Mohawk Valley	Plumas-Sierra Telecom	Plumas	Ongoing	\$ 258,887
Total:					\$ 13,778,479

C. Total Infrastructure Projects Awarded Since 2008

The CPUC has awarded \$298,620,014 to fund 96 broadband infrastructure projects (not including 44 withdrawn projects totaling approximately \$168 million) since the beginning of the program in 2008 through December 31, 2023. The 96 completed and active projects include last-mile, hybrid and middle-mile projects that provide (or will provide) broadband access to an estimated 319,723 potential households.²⁵

Table 12: Total CASF Infrastructure Projects Awarded 2008 – 2023²⁶

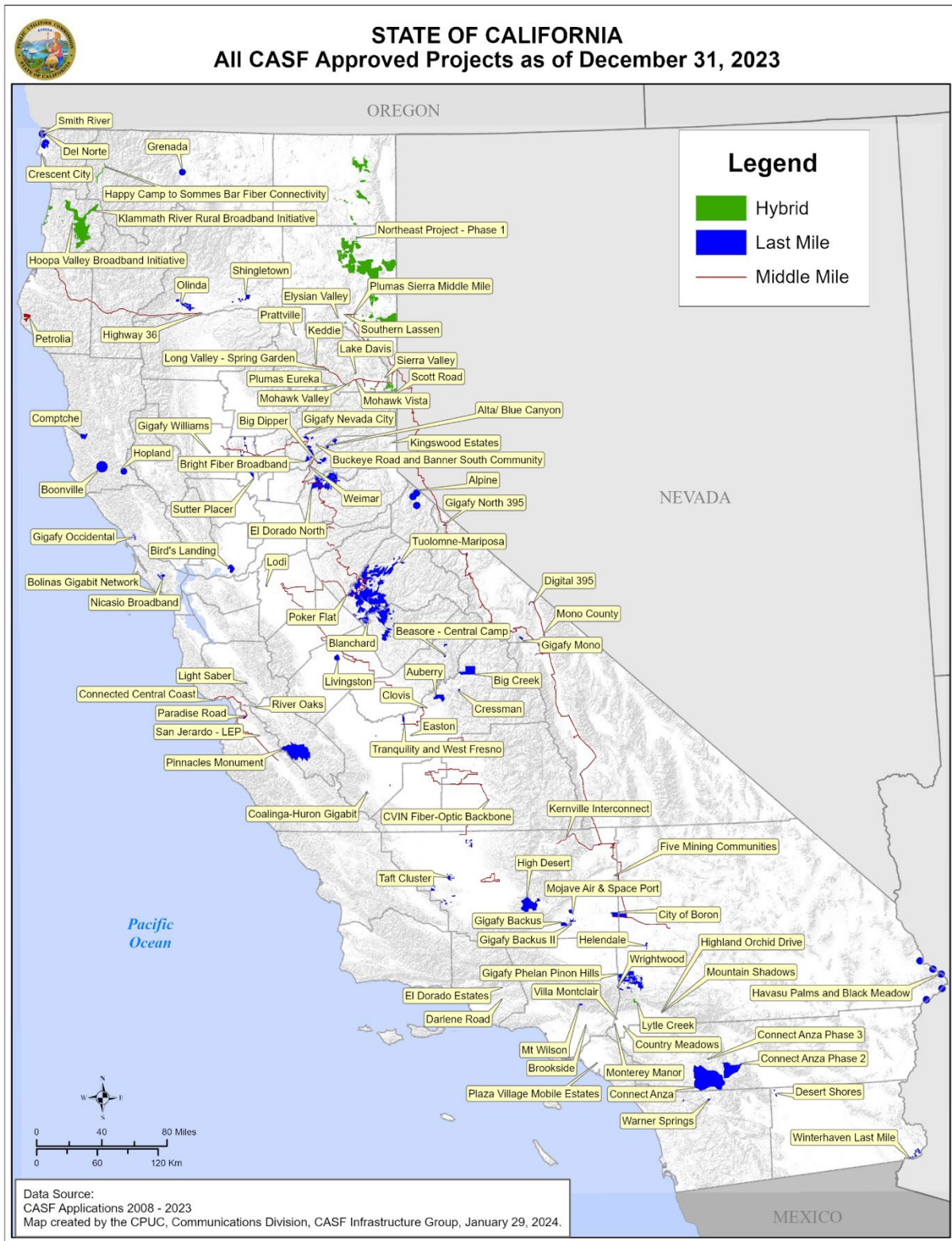
	Approved Projects	Completed	Ongoing	Amount Awarded	Estimated Potential Households*
Last-Mile	72	55	17	\$156,678,880	59,502
Middle-Mile	7	7	0	\$53,618,954	256,292
Hybrid	17	9	8	\$88,322,180	3,929
Totals:	96	71	25	\$298,620,014	319,723

*Based on estimated potential households provided in the CPUC resolutions and letters approving projects.

²⁵ Hybrid projects are last-mile projects that include middle-mile infrastructure.

²⁶ Funding for projects withdrawn by grantees is not included.

Map 3: Locations of All CASF Approved Projects as of December 31, 2023



1. Project Subscriptions as of December 31, 2023

The CPUC is required to report the number of formerly unserved households that subscribed to broadband in CASF project areas.²⁷ The CPUC collects this information through annual data requests to Infrastructure Account grantees for all last-mile and hybrid projects. Altogether, the provided data indicated that as of December 31, 2023, there were a total of 37,528 households who signed up for broadband services provided by 71 completed CASF projects. Attachment A provides the household subscriptions (both projected and actual) for each completed last-mile or hybrid project as well as project funding and status.

2. Cost per Household as of December 31, 2023

The CPUC is required to report the cost per household for each infrastructure project.²⁸ Attachment A provides the cost per household each project as of December 31, 2023. The table below shows the average cost per household for all approved last-mile, middle-mile, and hybrid projects. The cost per household is calculated by dividing the total amount awarded by the total estimated potential households in the project. However, this amount does not reflect the full cost of connecting a household as the CASF awards did not subsidize 100 percent of project costs prior to the passage of AB 1665 in 2017.



Figure 3: Hunter Communications placing fiber in Humboldt County for the Hoopa Valley Broadband Initiative Completed in July 2023 and currently active with 220 subscribers.

Table 13: Average Cost Per Household of CASF Projects²⁹

	Approved Projects ³⁰	Total Amount Awarded	Total Estimated Potential Households*	Average Cost per Household
Last-Mile	72	\$156,678,880	59,502	\$2,637
Middle-Mile	7	\$53,618,954	256,292	\$208
Hybrid	17	\$88,322,180	3,929	\$22,479

²⁷ Pub. Util. Code, § 914.7(i).

²⁸ Pub. Util. Code, § 914.7(h).

²⁹ Includes all CASF project types including Fiber to the Home (FTTH), Fixed Wireless (FWA), and Hybrid/Fiber Coax (HFC).

³⁰ Project count updated to reflect projects withdrawn or rescinded since the 2022 Annual Report

*Based on estimated potential households provided in the CPUC resolutions/letters approving projects.

D. Rural Digital Opportunity Fund

Pub. Util. Code, section 914.7 (m) requires the CPUC to provide “[a]dditional details on efforts to leverage non-California Advanced Services Fund moneys.” In 2021, the CPUC published rules for the CASF-Rural Digital Opportunity Fund (RDOF) “Kicker” Funding Initiative and the “Nearby” RDOF-Funded Project Initiatives in D.21-01-003. The Decision also set program rules and solicited applications for CASF funding to supplement up to \$2 billion under the Federal Communications Commission’s Rural Digital Opportunity Fund (RDOF) program. The CPUC did not provide any CASF-RDOF grants in 2023.

E. Line Extension Program

The Line Extension Program (LEP) is a program within the Broadband Infrastructure Grant Account that subsidizes the cost of connecting an individual household or property to an existing or proposed facility-based broadband provider.³¹ The program was established by AB 1665, which provided a total funding allocation of \$5 million and was implemented by Decision 19-04-022.

The CPUC approved funding for two projects in 2023 for a total of \$1,773,323.

In January 2023, staff provided ministerial approval for an LEP grant to extend service to a low-income resident’s home in Grass Valley in the amount of \$2,574.61. Comcast Corporation, the service provider completed the project on March 20, 2023.

On March 15, 2023, staff received a grant application from South Valley Internet to provide funding for the Southside Road Project to bring broadband at speeds of 1 gigabit per second (Gbps) symmetrical (download and upload) to 194 households serving 740 residents, including 130 school-aged children currently enrolled in the public school system. The CPUC voted unanimously to approve funding for the Southside Road project on August 31, 2023.

The following table provides details on all LEP grants awarded as of December 31, 2023.

Table 14: Grants Awarded for Line Extension Projects

	Project Name	Grant Recipient	County	Completion Status	Award
1	Arias Line Extension	Audeamus, dba Sebastian	Fresno	Completed Dec 2020	\$5,230
2	San Jerardo Housing Cooperative	Cruzio Media Inc.	Monterey	Completed Sep 2022	\$292,548

³¹ Pub. Util. Code, § 281(f)(6).

	Project Name	Grant Recipient	County	Completion Status	Award
3	Grass Valley	Comcast Corporation	Nevada	Completed Mar 2023	\$2,575
4	Southside Road Project	South Valley Internet	San Benito	Under Construction	\$1,770,748
Total:					\$2,071,101

F. Infrastructure Account Benefits

CASF Infrastructure Account grantees were asked to report data on job creation and socioeconomic benefits related to 71 of their associated projects.³² The Infrastructure Account received data responses for 45 of the projects³³ in response to questions related to job creation. The grantees reported that 59% of their projects aimed to create jobs and 36% of their projects plan to stimulate additional job creation initiatives. Regarding the socioeconomic benefits of their projects, the percentages of grantees that assisted customers with access to various services are as follows:

- Educational Resources – 91%
- Health Services – 93%
- Government Services – 93%
- Secure Access to Internet – 87%
- Connect to others through the Internet – 84%
- Health Services – 91% of grantees noted that they assisted customers with

These responses highlight the significant role of CASF grantees in providing essential resources and fostering connections within communities.

³² Staff sent out data requests to 28 grantees for job creation and socioeconomic data and 21 grantee’s responses were received.

³³ Grantees were not mandated to respond to the CPUC’s annual request for data required for the CASF Annual Report, prior to D.22-11-023, approved on November 17, 2022.

Rural and Urban Regional Broadband Consortia Grant Account

The Consortia Account provides grants to eligible consortia to facilitate broadband deployment by assisting CASF infrastructure grant applicants in the project development or grant application process or assisting broadband deployment projects related to programs created under SB 156 and AB 164.³⁴ On May 19, 2022, the CPUC adopted D.22-05-029, which made programmatic changes to the Consortia Account including allocating \$10.71 million in funding for FY2023-24.³⁵ The Decision also modified Consortia Account rules, including expansion of allowable consortia activities, increasing the annual maximum funding cap, and clarifying consortia regional boundary requirements. Since the account's inception, the CPUC has awarded consortia grants in six solicitations - in 2011, 2016, 2019, 2020, 2021, and 2022. Map 1 of this report illustrates the distribution of the 16 consortia regions both currently and previously funded by county.³⁶

The CASF funds the following consortia activities consistent with Pub. Util. Code section 281:³⁷

- Collaborating with the CPUC and other state agencies to engage regional consortia, local officials, Internet service providers, stakeholders, and consumers regarding priority areas and cost-effective strategies to achieve the broadband access goal.
- Identifying potential CASF infrastructure projects or potential broadband deployment projects related to new programs created under SB 156 and AB 164, along with other opportunities, where providers can expand and improve their infrastructure and service offerings to achieve the goal of reaching 98 percent broadband deployment in each consortia region.
- Assisting potential CASF infrastructure applicants or potential applicants for broadband deployment projects related to the new programs created under SB 156 and AB 164 in the project development or grant application process.
- Conducting activities that will lead to or that can be reasonably expected to lead to CASF infrastructure projects or broadband deployment projects related to new programs created under SB 156 and AB 164, including but not limited to the following examples of allowable activities:
 - » Supporting project permitting activities.

³⁴ Pub. Util. Code, § 281.

³⁵ In addition to the \$10.71 million, the Consortia Account was previously authorized \$25 million.

³⁶ On June 1, 2022, the Communications Division sent a letter to the CASF Distribution soliciting Consortia grant applications for all regions starting in January 2023. Applications were due on July 15, 2022. Subsequently, the CPUC approved fifteen awards on January 12, 2023, to facilitate the deployment of broadband services by assisting CASF infrastructure grant applicants in the project development or grant application process or assisting broadband deployment projects related to programs created under SB 156 and Assembly Bill (AB) 164.

³⁷ The CPUC approved Decision 18-10-032 adopting revised rules and guidelines for the Consortia Account.

- » Engaging local government officials and communities to better understand and explain regional broadband needs and solutions and providing technical assistance to such entities.
- » Conducting an inventory of public assets (e.g., rights-of-ways, publicly owned towers, public utility poles, equipment housing, publicly owned property) and aggregate demand, including speed tests and the identification and updates of priority areas.
- Assisting the CPUC in publicizing requests for wireline testing volunteers in areas, as needed.
- Assisting the CPUC in promoting broadband deployment in California, related to the Federal Funding Account and other programs including Middle-Mile, Broadband Loan Loss Reserve, and Local Agency Technical Assistance created under SB 156 and AB 164.

A. Consortia Grants Approved in 2023

On June 1, 2022, the CPUC released a new solicitation to accept applications representing all regions starting in January 2023. From this solicitation, the CPUC approved fifteen applications for \$10,333,173 in total funding in Resolution T-17778.³⁸

The following table provides a list of these fifteen approved grants.

Table 15: Consortia Account, Grants Awarded in 2023

Consortium	Geographic Area
Broadband Consortium of the Pacific Coast	San Luis Obispo, Santa Barbara, and Ventura counties
Central Coast Broadband Consortium	Monterey, Santa Cruz, and San Benito counties
Connected Capital Area Broadband Consortium	Sacramento, Sutter, Yolo, and Yuba counties
Central Sierra Economic Development District/Broadband Utility Zone	Tuolumne, Calaveras, Amador, Mariposa, and Alpine counties
Gold Country Broadband Consortium	Sierra, Nevada, Placer, and El Dorado counties
Inland Empire Regional Broadband Consortium	San Bernardino and Riverside counties
Inyo-Mono Broadband Consortium	Inyo and Mono counties
Los Angeles Digital Equity Action League Consortium	Los Angeles County
North Bay/North Coast Broadband Consortium	Mendocino, Marin, Napa, and Sonoma counties

³⁸ Resolution T-17778, issued January 12, 2023.

Consortium	Geographic Area
Northeastern California Connect Consortium	Butte, Lassen, Modoc, Plumas, Shasta, Siskiyou, and Tehama counties
Redwood Coast Connect Broadband Consortium	Humboldt, Del Norte, and Trinity counties
San Joaquin Valley Regional Broadband Consortium	San Joaquin, Stanislaus, Merced, Madera, Fresno, Kings, Tulare, and Kern counties
Southern Border Broadband Consortium	San Diego and Imperial counties
Tahoe Basin Project	Tahoe Basin area in Placer and El Dorado counties
Upstate California Connect Consortium	Glenn, Colusa, and Lake counties

B. Consortia Funds Expended in 2023

The CPUC disbursed \$1,153,947 to the consortia in 2023. The following table shows the payments in 2023 and total payments, as of December 31, 2023, to the consortia groups approved for funding.

Table 16: Consortia Account, 2016, 2019, 2021, & 2023 Cycle Disbursement Summary

	Consortia	Amount Paid in CY 2023 ³⁹	Total Paid as of 12/31/23
1	Broadband Consortium of the Pacific Coast	\$73,538	\$695,110
2	Central Coast Broadband Consortium	\$240,796	\$577,677
3	Central Sierra Connect Consortium	\$ -	\$245,500
4	Connected Capital Area Broadband Consortium	\$ -	\$723,800
5	East Bay Broadband Consortium	\$ -	\$262,491
6	Eastern Sierra Connect Consortium	\$ -	\$65,513
7	Gold Country Broadband Consortium	\$ -	\$489,233
8	Inland Empire Broadband Consortium	\$25,150	\$749,373
9	Inyo-Mono Broadband Consortium	\$ -	\$142,737

³⁹ Table 16 summarize payments made for the application cycles of 2016, 2019, 2021, and 2023. Grants approved in Resolution T-17778 commenced on February 1, 2023. The CPUC anticipates consortia approved in 2023 to submit payment requests in 2024 and future years.

	Consortia	Amount Paid in CY 2023³⁹	Total Paid as of 12/31/23
10	LA Digital Equity Action League Consortium	\$ -	\$76,105
11	Los Angeles County Regional Broadband Consortium	\$ -	\$592,039
12	North Bay/North Coast Broadband Consortium	\$102,455	\$606,389
13	Northeast California Connect Consortium	\$ -	\$296,518
14	Northeastern California Connect Consortium	\$218,618	\$352,314
15	Redwood Coast Connect Consortium	\$267,632	\$605,671
16	San Joaquin Valley Regional Broadband Consortium	\$ -	\$60,330
17	Southern Border Broadband Consortium	\$28,170	\$261,240
18	Tahoe Basin Projects	\$ -	\$233,286
19	Upstate California Connect Consortium	\$197,588	\$590,178
	Total:	\$1,153,947	\$7,625,505

C. Consortia Account Benefits

For awards granted in 2023, the disbursements to consortia groups were for the following activities:

- Collaborating with the CPUC, and other state agencies to engage regional consortia, local officials, ISPs, stakeholders, and consumers regarding priority areas and cost-effective strategies to achieve the broadband access goal.
- Identifying potential CASF infrastructure projects or potential broadband deployment projects related to new programs created under SB 156 and AB 164, along with other opportunities, where ISPs can expand and improve their infrastructure and service offerings to achieve the goal of reaching 98% broadband deployment in each consortia region.
- Assisting potential CASF infrastructure applicants or potential applicants for broadband deployment projects related to the new programs created under SB 156 and AB 164 in the project development or grant application process.
- Conducting activities that will lead to or that can be reasonably expected to lead to CASF infrastructure projects or broadband deployment projects related to new programs created under SB 156 and AB 164, including the Federal Funding Account, Middle-Mile, Broadband Loan Loss Reserve, and Local Agency Technical Assistance.
- Assisting the CPUC in publicizing requests for wireline testing volunteers in areas, as needed.

To assess the Consortia Account output, staff sent consortia grantees a data request on December 22, 2023, requesting information about outcomes of consortia deployment efforts in 2023. The following provides a summary of the responses.

- Ten active consortia grantees responded detailing their efforts in deployment, as shown in Attachment B.
- Of the 12 consortia grantees that responded, 11 consortia grantees reported that they worked on potential CASF broadband deployment projects in 2023.

1. Consortia Account Performance Metrics

Grantees were asked to report data on job creation and socioeconomic benefits related to their associated projects.⁴⁰ The Consortia Account received ten complete data request submissions. Of the submissions, 50% reported that their projects aimed to create jobs. In relation to job creation, 40% of grantees have future plans to stimulate additional job creation initiatives. Additionally, grantees were asked about the socioeconomic benefits of their projects. Of the submissions, 80% helped participants access educational resources, 70% helped participants access health services, 80% helped participants access government services, 80% helped participants access the Internet securely, and 70% helped participants to connect to others through the Internet.

The following table summarizes Consortia Account broadband deployment performance metrics as reported by grantees,⁴¹ including the number of CASF line extension applications submitted, the number of CASF infrastructure applications submitted, and priority areas identified in 2023. In 2023, consortia grantees continued to facilitate the deployment of broadband services by identifying priority areas and assisting potential CASF broadband deployment projects.

⁴⁰ Staff sent out requests to grantees for job creation and socioeconomic data. 10 complete data requests were submitted. Inyo-Mono Broadband Consortium and Tahoe Basin Project did not submit any portions of the data request. Grantees are not mandated to respond to the CPUC’s data request required for the CASF Annual Report.

⁴¹ Based on performance metrics reported by Consortia grantees.

Table 17: Consortia Account Performance Metrics – CASF Line Extension and Infrastructure Applications Assisted⁴²

CASF Line Extension and Infrastructure Applications Assisted																
Consortia / Project Name	Counties Represented	# of Funding Years	Approved Grant Amount	Per Year Cost	# of CASF Line Extension Applications Assisted and Submitted to date			# of CASF Infrastructure Applications Assisted and Submitted to date			# of Potential CASF Broadband Deployment Projects Identified			# of Project Permitting Activities Supported	# of Inventory of Public Assets Conducted	# of Wireline Testing Volunteers Recruited
					2023	Prior to 2023	Total	2023	Prior to 2023	Total	2023	Prior to 2023	Total			
Broadband Consortium of the Pacific Coast	San Luis Obispo, Santa Barbara, and Ventura	3	\$600,000	\$200,000	0	0	0	29	7	36	34	0	34	25	28	53
Central Coast Broadband Consortium	Monterey, Santa Cruz, and San Benito	5	\$1,000,000	\$200,000	0	1	1	2	0	2	3	0	3	2	0	2
Central Sierra Economic Development District/Broadband Utility	Alpine, Amador, Calaveras, Mariposa, Tuolumne	3	\$595,650	\$198,333			0	2	2	4	5	0	5	3	5	0
Connected Capital Area Broadband Consortium	Sacramento, Sutter, Yolo, and Yuba	4	\$800,000	\$200,000	0	0	0	7	4	11	37	0	37	20	50	70
Gold County Broadband Consortium	Sierra, Nevada, Placer, and El Dorado	3	\$565,582	\$188,527	0	0	0	5	4	9	9	0	9	10	29	39

⁴² Based on performance metrics reported by Consortia grantees. Central Sierra Economic Development District/Broadband Utility, Inyo-Mono Broadband Consortium, San Joaquin Valley Regional Broadband Consortium, and Tahoe Basin Project did not report on the Consortia Account performance metrics data request.

2024 CALIFORNIA ADVANCED SERVICES FUND ANNUAL REPORT

Inland Empire Regional Broadband Consortium	Riverside and San Bernadino	3	\$600,000	\$200,000	0	0	0	6	14	20	26	0	26	6	12	18
Los Angeles Digital Equity Action League Consortium	San Fernando Valley/Santa Clarita, Antelope Valley, San Gabriel Valley, South Bay/Gateway Cities, and Central/West Los Angeles	3	\$600,000	\$200,000	0	0	0	0	0	0	4	0	4	4	6	10
North Bay / North Coast Broadband Consortium	Marin, Mendocino, Napa, and Sonoma	3	\$600,000	\$200,000	0	0	0	0	6	6	4	0	4	47	32	79
Northeastern California Connect Consortium	Butte, Lassen, Modoc, Shasta, Siskiyou, Plumas, and Tehama	5	\$999,969	\$199,994	0	0	0	19	10	29	21	0	21	0	10	10
Redwood Coast Connect Broadband Consortium	Del Norte, Humboldt, and Trinity	3	\$572,000	\$190,667	0	0	0	1	10	11	1	0	1	4	18	22
Southern Border Broadband Consortium	San Diego and Imperial	3	\$600,000	\$200,000	0	0	0	0	0	0	0	0	0	3	1	4
Upstate California Connect Consortium	Glenn, Colusa, and Lake	5	\$999,969	\$199,994	0	0	0	2	4	6	2	0	2	0	4	4

D. Total Consortia Grants Awarded Since Inception

As of December 31, 2023, the Consortia Account has awarded approximately \$29.1 million since its inception.⁴³ In addition, the CPUC hosted regional consortia learning community summits and CASF public workshops. See Attachment C for a list of all grants awarded to consortia in the six cycles. The table below lists the active consortia grants as of December 31, 2023.

Table 18: List of Active Consortia Grants as of December 2023

	Consortium	Counties	Active Grant(s)
1	Broadband Consortium of the Pacific Coast	San Luis Obispo, Santa Barbara, Ventura	2019 Cycle Grant; 2022 Cycle Grant
2	Central Coast Broadband Consortium	Monterey, Santa Cruz, San Benito	2019 Cycle Grant; 2022 Cycle Grant
3	Central Sierra Economic Development District/Broadband Utility	Alpine, Amador, Calaveras, Mariposa, Tuolumne Counties	2022 Cycle Grant
4	Connected Capital Area Broadband Consortium	Sacramento, Sutter, Yolo, Yuba	2019 Cycle Grant; 2022 Cycle Grant
5	Gold Country Broadband Consortium	Sierra, Nevada, Placer, El Dorado, Eastern Alpine	2019 Cycle Grant; 2022 Cycle Grant
6	Inland Empire Regional Broadband Consortium	San Bernardino, Riverside	2019 Cycle Grant; 2022 Cycle Grant
7	Inyo – Mono Broadband Consortium	Inyo, Mono Counties	2022 Cycle Grant
8	Los Angeles Digital Equity Action League Consortium	Los Angeles	2021 Cycle Grant; 2022 Cycle Grant
9	North Bay/North Coast Broadband Consortium	Mendocino, Marin, Napa, Sonoma	2019 Cycle Grant; 2022 Cycle Grant
10	Northeast California Connect Consortium	Butte, Lassen, Modoc, Plumas, Shasta, Siskiyou, Tehama	2019 Cycle Grant; 2022 Cycle Grant
11	Redwood Coast Connect Broadband Consortium	Humboldt, Del Norte, Trinity	2019 Cycle Grant; 2022 Cycle Grant

⁴³ The \$17.01 million includes approved Consortia awards as of December 31, 2022. The \$17.01 million does not include \$10.33 million new Consortia awards approved under Resolution T-17778 in January 2023. In addition, the \$17.01 million does not include incurred and future state operations.

	Consortium	Counties	Active Grant(s)
12	San Joaquin Valley Regional Broadband Consortium	San Joaquin, Stanislaus, Merced, Madera, Fresno, Tulare, Kings, and Western Kern	2020 Cycle Grant; 2022 Cycle Grant
13	Southern Border Broadband Consortium	San Diego, Imperial	2020 Cycle Grant; 2022 Cycle Grant
14	Tahoe Basin Project	Lake Tahoe Basin Area	2020 Cycle Grant; 2022 Cycle Grant
15	Upstate California Connect Consortium	Glenn, Colusa, Lake	2019 Cycle Grant; 2022 Cycle Grant

Broadband Adoption Account

Eligible applicants for the Adoption Account are local governments, senior centers, schools, public libraries, nonprofit organizations, and community-based organizations with programs to increase publicly available or after-school broadband access and digital inclusion, such as digital literacy training programs.

The Adoption Account approved 125 projects in 2023, awarding approximately \$23.26 million in total grant funding.

The Adoption Account provides funding for two types of projects:

- **Digital Inclusion:** Projects providing digital literacy training and public education to communities with limited broadband adoption including low-income communities, senior communities, and communities facing socioeconomic barriers to broadband adoption.
- **Broadband Access:** Projects providing free broadband access in community training rooms or other public space, such as local government centers, senior centers, schools, public libraries, non-profit organizations, and community-based organizations, as well as funding community outreach, such as analysis, comparison of Internet plans and call centers that will increase broadband access and adoption.

The CPUC issued D.22-05-029, which allocated \$20.024 million for FY 2022-2023 for the Adoption Account. For FY 2023-2024, the CPUC issued Resolution T-17782, which allocated \$20.24 million for the Adoption Account.



Figure 4: Canal Alliance students participating in digital literacy class.

A. Adoption Grants Awarded in 2023

In 2023, the CPUC approved via ministerial review 95 projects submitted in the January and July 2023 application windows. Of the 95 grants approved, 94 were accepted. Additionally, the CPUC approved 34 projects submitted in the July 2022, January 2023, and July 2023 application windows via resolutions.⁴⁴ Of the 34 grants approved, 31 were accepted.

Altogether, 125 grants were accepted, totaling \$23,262,426 in funding. The following table provides a summary of the approved and accepted projects in 2023.

Table 19: Summary of Approved Projects in 2023

	Digital Literacy	Broadband Access	Call Center	Total Approved and Accepted
Projects	97	8	20	125
Funding	\$11,149,297	\$951,236	\$11,161,893	\$23,262,426

Attachment D lists the projects approved in 2023 and projects approved since the account inception in 2018. It provides details including project name, grantee, project location, grant amount, payments made, and completion date (if applicable). The following table specifies grants by county awarded in 2023.

Table 20: Grants by County in 2023

County / Region	Grant Amount
Alameda	\$612,739
Alameda, Contra Costa	\$117,770
Central Coast	\$135,264
Contra Costa	\$245,250
Fresno	\$1,526,970
Greater Bay Area	\$99,803
Inyo	\$27,030
Los Angeles	\$7,306,528
Monterey	\$139,999

⁴⁴ CPUC Resolutions T-17773 (July 2022 round approved April 27, 2023), T-17786 (January 2023 round approved June 29, 2023) and T-17800 (July 2023, round approved December 14, 2023).

2024 CALIFORNIA ADVANCED SERVICES FUND ANNUAL REPORT

County / Region	Grant Amount
Northern California	\$493,964
Orange	\$149,851
Riverside	\$1,042,644
Sacramento	\$149,099
San Bernardino	\$1,957,762
San Francisco	\$481,278
San Mateo	\$281,540
Santa Barbara	\$899,560
Santa Clara	\$1,526,219
Santa Cruz	\$72,371
Solano	\$302,040
Statewide	\$5,541,200
Tuolumne	\$80,982
Ventura	\$72,564
Total:	\$23,262,426

B. Adoption Account Funds Allocated and Expended in 2023

The CPUC continued to reimburse for previously approved Adoption Account projects. The following table shows that the CPUC expended \$2,295,410 in funding across 16 counties and two statewide projects in 2023.

Table 21: Funds Expended by County in 2023

County	Payments
Alameda	\$389,176
Contra Costa	\$68,037
Fresno	\$89,894
Los Angeles	\$482,212
Madera	\$2,262
Marin	\$116,497
Monterey	\$97,742
Orange	\$38,607
Riverside	\$29,343
San Diego	\$84,973
San Francisco	\$164,539
San Joaquin	\$450
San Mateo	\$10,805
Santa Clara	\$234,826
Sonoma	\$39,123
Statewide	\$428,888
Tulare	\$18,035
Total:	\$2,295,410



Figure 5: Digital literacy training at Vivalon Talking Tech in San Rafael

C. Adoption Account Benefits

The Adoption Account benefits can be expressed as the number of people receiving training through the digital literacy projects and the number of people provided broadband access through the broadband access projects. Staff sent grantees data requests to identify the number of people who have benefited from projects.⁴⁵ A summary of the data collected is provided below. These numbers will continue to increase as most of the projects are still in progress.

- 1) **Digital Literacy:** 37,588 people completed eight hours or more of digital literacy training and 17,467 new broadband subscriptions from the 337 in progress or completed projects awarded as of December 31, 2023.
- 2) **Broadband Access:** 122,408 people were provided broadband access and 10,672 new broadband subscriptions from the 40 in progress or completed projects awarded as of December 31, 2023.
- 3) **Broadband Call Center:** 18,360 new broadband subscriptions resulted from 26 in progress or completed projects awarded as of December 31, 2023.



Figure 6: human-i-t digital literacy training.

Grantees were also asked about job creation and, more generally, socioeconomic benefits. Out of the responses for 233 projects, approximately 9% responded that the project aimed to create jobs.⁴⁶ Grantees reported that 88 jobs were created due to funded activities out of a projected 120 jobs. For example, the International Rescue Committee - San Jose Office is implementing a grant, which was awarded in April 2023, named “Digital Inclusion for School and Careers” with a focus on the needs of low-income refugee, asylee, and immigrant residents and is inclusive of preparing participants for the job market. Although a low number of projects had a specific goal to create jobs, approximately 64% reported providing training programs to enhance workforce skills.

Grantees were also asked about socioeconomic benefits for their funded projects. Of the 223 projects for which responses were provided, 98% helped participants access educational resources, 79% helped participants access health services, 95% helped participants access government services, 98% helped

⁴⁵ Staff sent out requests to 87 grantees with ongoing projects approved before 2023 and received responses from 54 with 223 projects. Staff acquired project information for 48 grantees who did not respond by referring to recently provided reports. There is no participation information from one grantee (follow-up emails were not responded to). Grantees are not mandated to respond to the CPUC’s data request required for the CASF Annual Report.

⁴⁶ Pursuant to Public Utilities (Pub. Util.) Code section 281, moneys in the CASF Adoption Account are available to the CPUC to award grants to increase publicly available or after-school broadband access and digital inclusion, such as grants for digital literacy training programs and public education to communities with limited broadband adoption. There is no specific focus on job creation per statute for the CASF Adoption Account and grantees were not directed to collect information on job creation.

participants access the Internet securely, and 97% helped participants connect to others through the Internet.

D. Total Adoption Account Projects Awarded

Since CASF’s Adoption Account inception in 2017 through December 31, 2023, the CPUC has approved a total of 337 Adoption Account digital literacy projects, 39 Adoption Account broadband access projects, and 26 call center projects throughout California. Of the digital literacy projects approved, 64 are completed and 273 are in progress. Of the 39 broadband access projects approved, 25 are completed and 14 are in progress. Of the 26 call center projects approved, four are completed and 22 are in progress.

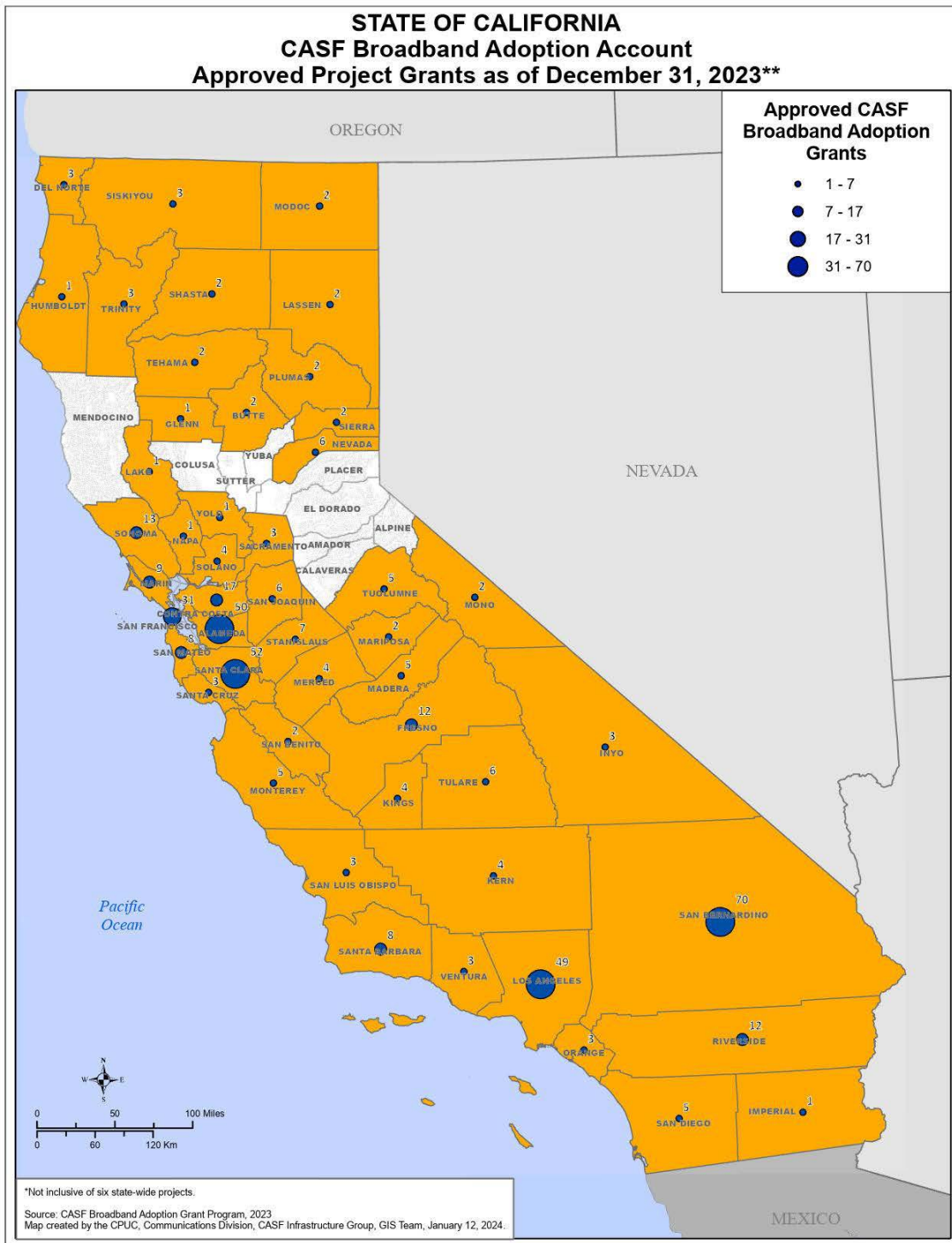
Table 22: CASF Adoption Account Grants Summary (As of 12/31/2023)

Calendar Year	Grant Type	Projects Submitted	Funding Requested	Projects Awarded*	Total Awarded	Payments
Pre-2023	Digital Literacy	352	\$ 33,452,394	244	\$ 16,576,543	\$ 4,104,878
	Broadband Access	45	\$ 5,073,400	31	\$ 1,324,357	\$ 871,077
	Call Center	12	\$ 10,292,532	11	\$ 8,622,836	\$ 2,081,928
2023	Digital Literacy	105	\$ 15,194,814	93	\$ 7,146,133	\$ 101,365
	Broadband Access	12	\$ 1,560,492	8	\$ 951,236	\$ -
	Call Center	17	\$ 6,211,855	15	\$ 6,011,500	\$ -
Totals	Digital Literacy	457	\$ 48,647,208	337	\$ 23,722,675	\$ 4,206,243
	Broadband Access	57	\$ 6,633,893	39	\$ 2,275,593	\$ 871,077
	Call Center	29	\$ 16,504,387	26	\$ 14,634,336	\$ 2,081,928
	Totals	543	\$ 71,785,488	402	\$ 40,632,604	\$ 7,159,249
Outside Funding	CDE Funding**				\$ 5,000,000	\$ 5,000,000
	Funding Total				\$ 45,632,604	\$ 12,159,249

*By application round, not date of award. Not inclusive of grants awarded and then rescinded (four projects were rescinded in 2023).

**For the distribution of computing devices in school and school districts in response to the COVID-19 pandemic (Resolution T-17697, issued May 12, 2020).

Map 4: Location of All Approved Broadband Adoption Account Projects⁴⁷



⁴⁷ Not inclusive of Broadband Adoption projects serving multiple counties.

Broadband Public Housing Account

The Public Housing Account provides grants and loans to build broadband networks offering free broadband service for residents of low-income communities. SB 156 revised the Public Housing Account to provide grants and loans to finance projects to connect broadband networks offering free broadband service for residents of low-income communities including but not limited to, publicly supported housing developments, farmworker housing, and other housing developments or mobile home parks with low-income residents, as determined by the CPUC.

The CPUC implemented the programmatic changes to the Public Housing Account resulting from SB 156 in D.22-05-029 such as changes for publicly supported housing developments including farmworker housing and allocated \$15 million funding for FY 2022-23. Projects funded after 2022 are subject to the rules and guidelines adopted in D.22-05-029. For FY 2023-2024, the CPUC issued Resolution T-17782 which allocated \$15 million for the Public Housing Account.



Figure 7: Smart City Showcase

In 2023, in Rulemaking R.20-08-021, the CPUC issued a draft of a Staff Proposal proposing modifications to the Public Housing Account rules and guidelines. On March 7, 2024, the CPUC approved the modifications to the Public Housing Account and issued D. 24-03-021. The modifications to the rules include expanding eligibility of “other housing developments” and mobile home parks with low-income residents, expanding project eligibility and the scope of costs eligible for reimbursement in low-income communities that lack access to free broadband service.

The following sections detail the Public Housing Account grants awarded and funds expended in 2023.

A. Public Housing Grants Awarded in 2023

In 2023, the CPUC held two application cycles for the Public Housing Account and received 45 applications. Of the 45 applications, 8 applications were withdrawn. The table below highlights the 37 applications that were approved in 2023.

Table 23: Public Housing 2023 Application Cycle

CASF Public Housing Account	In 2023		Since 2008	
	Total Projects	Total Awarded	Total Projects	Total Awarded
	37	\$1,982,451	498	\$17,075,785

Attachment H and I list all projects approved since the Public Housing Account’s inception in 2015. These attachments provide project details including project name, grantee, project location, grant amount, payments made, and completion date or projected completion date.

B. Public Housing Account Funds Expended in 2023

The CPUC reimbursed 11 projects. The table below shows that the CPUC expended approximately \$419,515 in funding across four counties in 2023.

Table 24: Fund Expended by County in 2023

County	Payments
Alameda	\$18,935
Fresno	\$33,000
San Luis Obispo	\$66,410
Santa Barbara	\$301,170
Total	\$419,515

C. Public Housing Account Benefits

1. Infrastructure Projects

Prior to D. 22-05-029, the 307 completed infrastructure projects (out of 322 awarded) provide free broadband connectivity to 20,443 public housing units, at an average cost of \$422 per housing unit.⁴⁸ These completed projects are expected to provide residents with Internet service speeds of at least 6 Mbps downstream and 1.5 Mbps upstream.

All projects approved after 2022 are required to provide free broadband connectivity and provide residents with Internet service speeds at an increased rate of 25 Mbps downstream and 3 Mbps upstream.

The Public Housing Account subsidizes project costs for inside wiring installation and equipment required for inside network (both wired and wireless) construction; maintenance or operational costs such as the ongoing cost of an ISP circuit are not subsidized.

In 2023, 6 completed infrastructure projects approved under the 22-05-029 rules (out of 56 awarded from 2022 and 2023) provide free broadband connectivity to 206 public housing units, at an average cost of \$1,350 per housing unit.

2. Adoption Projects

The table below summarizes previously funded Public Housing Account adoption project participation and costs. The 116 completed adoption projects (out of 128 awarded) provided digital literacy training to 5,612 public housing residents (the total resident population for all completed project locations is 23,851). The total average cost is \$577 per resident trained. Grantees are required to provide project outcomes including the number of residents trained and the number of residents trained who subscribe to broadband. Of those who completed the digital literacy training, 86 percent subscribe to broadband.

Table 25: Summary of Project Participation and Costs

Projects Completed	Total Awarded	Total Payments	Total Residents	Residents Trained	Percent of Total Residents Trained	Percent Trained that Subscribe to Broadband	Average Cost per Resident Trained
116	\$3,895,730	\$3,238,922	23,851	5,612	24%	86%	\$577

⁴⁸ Grantees may charge up to \$20 per month for broadband service (D. 20-08-005, Section 1.11, Proposed Pricing). No grantees are known to charge residents for the service.

See Attachment J for completed projects costs and participation as of December 31, 2023.

3. Data Request

In an effort to gather information on the socioeconomic benefits of funded projects, grantees were requested to respond to a data request to provide information related to the impact of their funded project. Grantees were asked if their residents had been impacted in any of the following ways:⁴⁹

- Increasing employment prospects
- Accessing educational resources
- Accessing health services
- Accessing government services
- Accessing the Internet securely
- Learning how to connect to others.

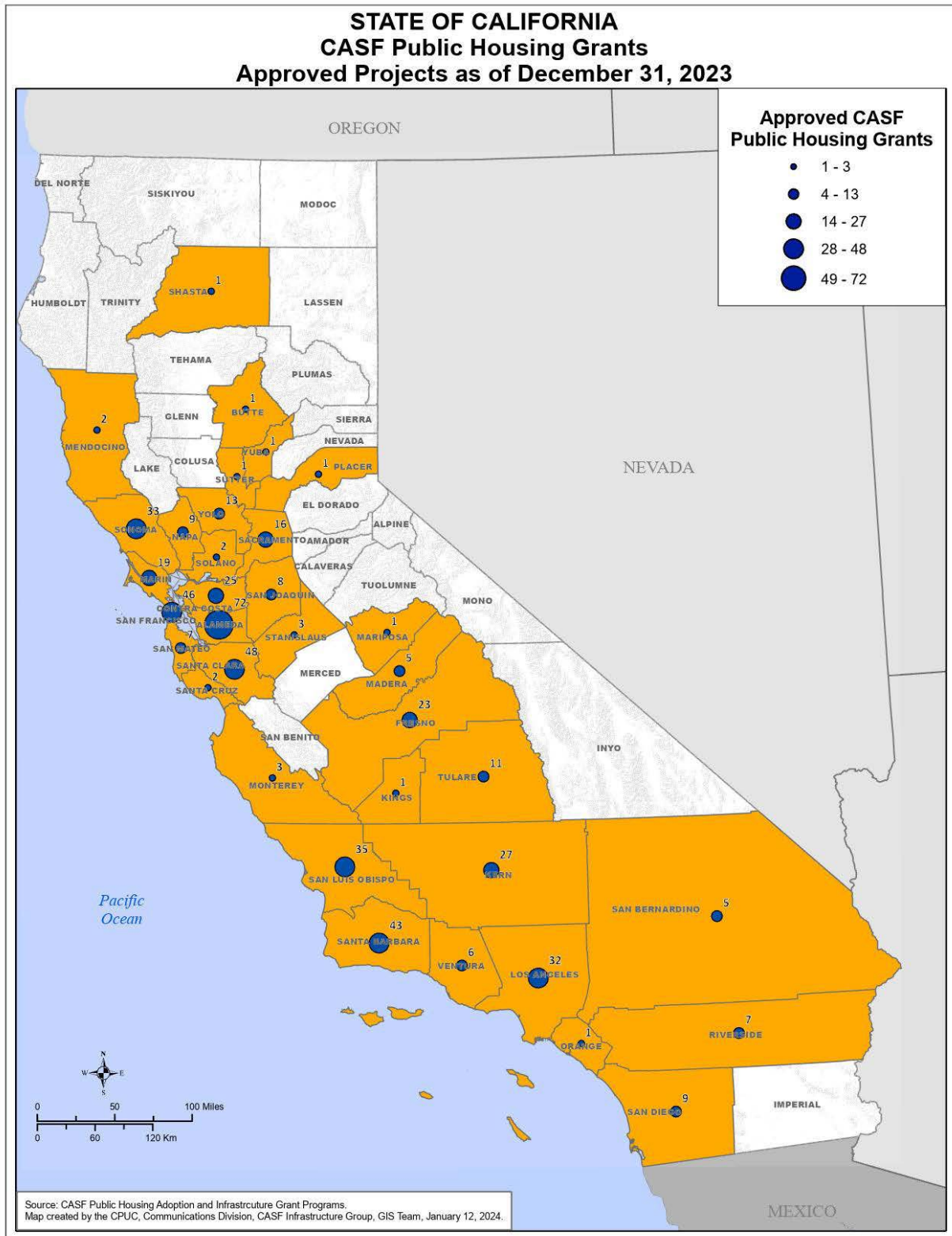
Staff sent out data requests to 56 past grantees and received 7 responses which represented a total of 122 projects.

Grantees were asked about job creation and, more generally, socioeconomic benefits. Out of the responses for 122 projects, approximately 3% responded that the project aimed to create jobs. Grantees reported that 10 jobs were created due to funded activities out of a projected 23 jobs. Sixteen percent reported that training programs were provided to enhance workforce skills.

Grantees were also asked about socioeconomic benefits for their funded projects. Of the 122 projects for which responses were provided, 98% helped participants access educational resources, 100% helped participants access health services, 93% helped participants access government services, 84% helped participants access the Internet securely, and 84% helped participants connect to others through the Internet.

⁴⁹ Grantees are not mandated to respond to the CPUC's data request required for the CASF Annual Report.

Map 5: Location of All Approved Public Housing Account Projects



D. Total Public Housing Account Projects Awarded

Since 2015, the CPUC has approved a total of 341 Public Housing Account infrastructure projects and 128 Public Housing Account adoption projects throughout California.^{50,51} Of the 341 infrastructure projects approved, 322 were approved in the application cycles between 2015 and 2022. Of the 322 infrastructure projects approved, 307 are completed and 15 are in progress (these projects were delayed due to the COVID-19 safety restrictions). Of the 128 adoption projects approved, 116 are completed and 13 are in progress. The projects in progress were often paused and picked up again due to COVID-19 safety restrictions as common areas used for on-site instruction closed and some projects have had to shift to virtual training methods.

Table 26: CASF Public Housing Grants Summary (As of 12/31/2023)

Calendar Year	Grant Type	Projects Submitted	Funding Requested	Projects Awarded ⁵²	Total Awarded	Payments
Pre-2023	Infrastructure	469	\$14,694,991	339	\$10,601,529	\$8,978,172
	Adoption	169	\$6,251,874	122	\$4,491,806	\$3,288,734
2023	Infrastructure	45	\$2,371,574	37	\$1,982,451	\$400,580
	Adoption	0	\$0	0	\$0	\$18,935
Totals	Infrastructure	514	\$20,946,865	376	\$12,583,979	9,378,752
	Adoption	169	\$6,170,389	122	\$4,671,020	\$3,307,669
	Total:	683	\$22,728,255	498	\$17,254,999	\$12,686,421

⁵⁰ Prior to SB 156, from program inception in 2015 through December 2020, the Public Housing Account provided grants for broadband connectivity and adoption in publicly supported housing communities (PSCs). During this period, eligible applicants were limited to PSCs that are wholly owned by a public housing agency or an incorporated non-profit organization (501(c)(3)s that have received public funding to subsidize housing construction or maintenance costs of housing occupied by residents whose annual income qualifies as “low” or “very low” according to federal poverty guidelines. \$20 million in grant funding was available to finance infrastructure projects and \$5 million was available to finance broadband adoption projects for residents in PSCs. Broadband adoption projects in public housing are no longer funded through the Public Housing Account but can be funded through the Adoption Account.

⁵¹ Numbers are not inclusive of projects rescinded. 8 projects were rescinded in 2023.

⁵² Numbers are not inclusive of projects rescinded. 8 projects were rescinded in 2023.

Tribal Technical Assistance Grant Program

The CPUC established the Tribal Technical Assistance Program in D. 20-08-005,⁵³ which provides grants to California Tribes to support Tribal broadband needs and increase access, and adopted guidelines that established quarterly application windows, eligibility, performance, and payment requirements for technical assistance grants. The CPUC authorized up to \$5,000,000 in CASF funds for technical assistance grants and up to \$150,000 per FY per Tribe. California Tribes, with or without federal recognition, that demonstrate Tribal leadership are eligible for technical assistance grants. In D.22-05-029, the CPUC allotted an additional \$2,000,000 for FY 2022-2023 for this program.

The Tribal Technical Assistance Grant Program approved 7 projects in 2023 awarding approximately \$1.019 million in total grant funding.

Eligible applicants can request funding for the following types of technical assistance, including but not limited to⁵⁴:

- Feasibility Studies;
- Market Studies; and/or,
- Business Plans

A. Tribal Technical Assistance Grants Awarded

The CPUC awarded 7 grants to 7 Tribes totaling approximately \$1,109,900 for feasibility studies, market studies, and business plans in 2023. Since the program’s inception, 67 grants have been awarded to 36 tribes for a total funding allocation of approximately \$5,819,750.

B. Tribal Technical Assistance Program Benefits

These grants were designed to advance the goals of Pub. Util. Code section 281 by providing technical assistance to California Tribes to develop market studies, feasibility studies, and/or business plans which support Tribes in their pursuit of improved communications. Each approved applicant has attested to advancing the CASF program goals and other program criteria as specified in D. 20-08-005.⁵⁵

⁵³ Decision 20-08-005 at pp. 15-17 and Appendix 1 established rules and eligibility criteria for the Tribal Technical Assistance Grant.

⁵⁴ Eligible applicants are California Tribes with or without federal recognition, that demonstrates Tribal Leadership support, such as a letter from the Tribal Administrator, chair, or council. (Decision 20-08-005, Appendix 1, p. 3.)

⁵⁵ The Tribal Technical Assistance funds Tribal technical assistance and is not for job creation.

Map 6: Tribal Technical Assistance Grantees



Attachments A – K

Attachment A: CASF Infrastructure Account Projects as of December 2023.....54

Attachment B: Consortia Account Grantee Reported Benefits Funded by CASF.....63

Attachment C: Consortia Account Projects as of December 31, 2023.....73

Attachment D: Adoption Account Projects as of December 2023.....76

Attachment E: Adoption Account Digital Literacy Projects Status as of December 2023106

Attachment F: Adoption Account Call Center Projects Status as of December 31, 2023.....126

Attachment G: Adoption Account Broadband Access Projects Status as of December 2023.....128

Attachment H: Public Housing Adoption Projects as of December 2023.....131

Attachment I: Public Housing Infrastructure Projects as of December 2023137

Attachment J: Public Housing Adoption Completed Projects Costs
and Participation as of December 2023155

Attachment K: Tribal Technical Assistance Grant Program Funded Projects as of December 2023....162

Attachment A: CASF Infrastructure Account Projects as of December 2023⁵⁶

	Recipient	Project Name	County	Approval; Resolution ⁵⁷	Project Type ⁵⁸	Total Awarded ⁵⁹	Total Payments	Potential Estimated Households ⁶⁰	Cost per Household ⁶¹	Households Subscribed ⁶²	Completion or Expected ⁶³
1	Anza Electric Coop.	Connect Anza Phase I	Riverside	12/17/2015; T-17503	Last-Mile	\$2,662,450	\$2,662,450	3,751	\$710	2168	Complete Dec. 2017
2	Anza Electric Coop.	Connect Anza Phase II	Riverside	5/31/2018; T-17581	Last-Mile	\$1,796,070	\$1,796,070	413	\$4,349	653	Complete Sep 2021
3	Anza Electric Coop.	Connect Anza Phase 3	Riverside	11/30/2023; Min. Review	Last-Mile	\$688,431		28	\$24,856	In progress	2024
4	AT&T California	Alta/Blue Canyon	Nevada; Placer	2/20/2009; T-17195	Last-Mile	\$56,628	\$56,628	236	\$240	91	Complete May 2011
5	AT&T California	Blanchard	Mariposa	11/21/2008; T-17182	Last-Mile	\$35,816	\$24,963	123	\$291	109	Complete May 2011
6	AT&T California	Clovis	Fresno	4/16/2009; T-17199	Last-Mile	\$36,393	\$36,393	125	\$291	139	Complete June 2012

⁵⁶ The CPUC approved funding for a total of 140 Infrastructure projects (over \$450 million) since the inception of the CASF program. The reduction of the “total awarded” projects and funding reflects withdrawal of projects by grantees.

⁵⁷ Some projects are approved through the Ministerial Review process and are denoted with "Min. Review".

⁵⁸ Projects are categorized as last-mile, middle-mile (MM), or hybrid. Hybrid projects are last-mile projects that include middle-mile infrastructure.

⁵⁹ Award amounts reflect changes (e.g., supplemental funding awarded) made after original project approval.

⁶⁰ Household estimates are from CPUC resolutions approving projects.

⁶¹ Cost per household for each project is calculated by dividing the total award by the estimated potential households.

⁶² Subscription data for Last Mile and Hybrid projects gathered via data requests issued to award recipients. Middle Mile and projects not completed are indicated as such.

⁶³ Completion dates reflect when the CPUC received the completion report. Actual project construction may have been completed prior to the completion report.

	Recipient	Project Name	County	Approval; Resolution ⁵⁷	Project Type ⁵⁸	Total Awarded ⁵⁹	Total Payments	Potential Estimated Households ⁶⁰	Cost per Household ⁶¹	Households Subscribed ⁶²	Completion or Expected ⁶³
7	AT&T California	Comptche	Mendocino	2/20/2009; T-17195	Last-Mile	\$18,392	\$9,364	97	\$190	36	Complete May 2011
8	AT&T California	Easton	Fresno	3/12/2009; T-17196	Last-Mile	\$49,869	\$36,354	9	\$5,541	48	Complete June 2012
9	AT&T California	Grenada	Siskiyou	11/21/2008; T-17182	Last-Mile	\$57,596	\$20,150	275	\$209	85	Complete May 2011
10	AT&T California	Hopland	Mendocino	11/21/2008; T-17182	Last-Mile	\$61,952	\$22,306	328	\$189	191	Complete May 2011
11	AT&T California	Lodi	San Joaquin	3/12/2009; T-17196	Last-Mile	\$137,416	\$45,541	35	\$3,926	270	Complete June 2012
12	AT&T California	Mt. Wilson	Los Angeles	11/21/2008; T-17182	Last-Mile	\$2,420	\$859	15	\$161	12	Complete May 2011
13	AT&T California	Warner Springs	San Diego	2/20/2009; T-17195	Last-Mile	\$93,896	\$43,985	66	\$1,423	17	Complete May 2011
14	Audeamus	Tranquility and West Fresno	Fresno	5/6/2010; T-17265	Last-Mile	\$1,154,496	\$1,154,494	585	\$1,973	190	Complete Oct. 2012
15	CA Broadband Coop. (Inyo Networks)	† Digital 395	Multiple	12/3/2009; T-17232; T-17408	Middle-Mile	\$28,355,918	\$26,980,442	28,127	\$1,039	MM	Complete Sep. 2015
16	Cal.Net	El Dorado North	El Dorado	1/14/2016; T-17497; T-17591; T-17603; T-17622	Last-Mile	\$1,238,550	\$1,154,907	1537	\$806	In progress	2024
17	Cal.Net	Tuolumne and Mariposa	Tuolumne; Mariposa	12/15/2016; T-17502	Last-Mile	\$3,608,224	\$669,387	7,711	\$468	In progress	2024
18	Calaveras Telephone Co.	Poker Flat	Calaveras	7/29/2010; T-17282	Last-Mile	\$640,698	\$527,676	409	\$1,566	353	Complete July 2016
19	CalNeva Broadband	Coalinga-Huron Gigabit	Fresno	5/11/2017; T-17563	Last-Mile	\$511,170	\$511,170	5,480	\$93	1280	Complete Dec. 2019

	Recipient	Project Name	County	Approval; Resolution ⁵⁷	Project Type ⁵⁸	Total Awarded ⁵⁹	Total Payments	Potential Estimated Households ⁶⁰	Cost per Household ⁶¹	Households Subscribed ⁶²	Completion or Expected ⁶³
20	Charter Communications	Brookside Country Club	Los Angeles	11/3/2020; Min. Review	Last-Mile	\$848,063	\$848,063	207	\$4,097	190	Complete August 2023
21	Charter Communications	Country Meadows Mobile Home Park	San Bernardino	11/3/2020; Min. Review	Last-Mile	\$2,120,390	\$2,120,391	295	\$7,188	266	Complete May 2021
22	Charter Communications	Darlene Road	Ventura	9/23/2021; T-17747	Last-Mile	\$705,410		6	\$135,604	In progress	2024
23	Charter Communications	El Dorado Estates	Ventura	11/3/2020; Min. Review	Last-Mile	\$1,445,032		160	\$9,031	In progress	2024
24	Charter Communications	Highland Orchid Drive	San Bernardino	12/19/2019; T-17680	Last-Mile	\$197,185	\$151,093	115	\$1,715	87	Complete Sep 2020
25	Charter Communications	Kingswood Estates	Placer	11/18/2021; T-17748	Last-Mile	\$967,536		34	\$19,351	In progress	2024
26	Charter Communications	Monterey Manor Mobile Home Village	San Bernardino	11/3/2020; Min. Review	Last-Mile	\$784,322	\$561,728	87	\$9,015	49	Complete Dec 2022
27	Charter Communications	Mountain Shadows Mobile Home Community	San Bernardino	9/23/2021; T-17747	Last-Mile	\$1,878,703		101	\$18,419	In progress	2024
28	Charter Communications	Plaza Village Mobile Estates	Orange	11/3/2020; Min. Review	Last-Mile	\$622,811		163	\$3,821	In progress	2024
29	Charter Communications	River Oaks	San Benito	11/18/2021; T-17748	Last-Mile	\$745,365	\$397,635	41	\$17,334	14	Complete May 2023
30	Charter Communications	Villa Montclair Mobile Home Park	San Bernardino	11/3/2020; Min. Review	Last-Mile	\$543,530	\$526,693	62	\$8,767	44	Complete Dec 2021
31	Citizens Telecom. of CA (Frontier Comm.)	† Petrolia	Humboldt	7/23/2015; T-17484	Middle-Mile	\$202,557	\$202,557	138	\$1,468	MM	Complete Feb. 2016
32	Citizens Telecom. of CA (Frontier Comm.)	Birds Landing	Solano	3/12/2009; T-17196	Last-Mile	\$100,444	\$99,130	69	\$1,456	10	Complete Mar. 2010
33	Citizens Telecom. of CA (Frontier Comm.)	Shingletown	Shasta	9/29/2016; T-17522	Last-Mile	\$545,690	\$454,825	1,017	\$537	860	Complete May 2017

	Recipient	Project Name	County	Approval; Resolution ⁵⁷	Project Type ⁵⁸	Total Awarded ⁵⁹	Total Payments	Potential Estimated Households ⁶⁰	Cost per Household ⁶¹	Households Subscribed ⁶²	Completion or Expected ⁶³
34	Citizens Telecom. of CA (Frontier Comm.)	Livingston	Merced	3/12/2009; T-17196	Last-Mile	\$62,000	\$39,555	234	\$265	36	Complete, Nov. 2009
35	CVIN and CENIC	‡ Central Valley Independent Network	Multiple	10/14/2010; T-17295	Middle-Mile	\$6,659,967	\$6,312,983	206,764	\$32	MM	Complete May 2014
36	Digital Path	Placer/Sutter Counties	Sutter, Placer	1/14/2021; T-17720	Last-Mile	\$415,438	\$207,719	279	\$1,489	3	Complete Dec 2022
37	Foresthill Telephone Co.	Big Dipper	Placer	10/3/2013; T-17409	Last-Mile	\$117,000	\$117,000	84	\$1,393	16	Complete July 2016
38	Frontier	Smith River	Del Norte	2/11/2021; T-17715	Last-Mile	\$1,428,479	\$501,736	55	\$25,972	In progress	2024
39	Frontier	Desert Shores	Imperial	7/12/2018; T-17614	Last-Mile	\$1,262,567	\$1,181,489	596	\$2,118	226	Complete Mar 2022
40	Frontier California (Frontier Comm.)	Crescent City	Del Norte	9/23/2021; T-17747	Last-Mile	\$497,427	\$224,783	18	\$27,635	In progress	2024
41	Frontier California (Frontier Comm.)	Northeast Project Phase I	Lassen; Modoc	12/19/2019; T-17671	Hybrid	\$10,912,973	\$435,955	222	\$33,170	In progress	2024
42	Frontier California (Frontier Comm.)	Taft Cluster	Kern	12/19/2019; T-17668	Last-Mile	\$399,702	\$399,702	41	\$9,749	7	Complete Mar 2022
43	Frontier California (Frontier Comm.)	Weimar	Placer	9/12/2019; T-17660	Last-Mile	\$692,889	\$636,102	148	\$4,682	51	Complete Jun 2022
44	Frontier California (Frontier Comm.)	Lytle Creek	San Bernardino	7/12/2018; T-17613	Hybrid	\$1,458,886	\$1,298,088	339	\$4,303	267	Complete Mar 2022
45	Frontier California (Frontier Comm.)	Prattville	Plumas	11/21/2008; T-17182	Last-Mile	\$41,192	\$9,923	171	\$241	41	Complete June 2016
46	Frontier Comm. of the Southwest (Frontier Comm.)	Alpine Underserved	Alpine	11/10/2011; T-17348	Last-Mile	\$95,919	\$ -	381	\$252	442	Complete May 2012
47	Frontier Comm. of the Southwest (Frontier Comm.)	San Bernardino County Project (Havasas Palms and Black Meadow)	San Bernardino	6/9/2011; T-17322	Last-Mile	\$168,171	\$ -	3,732	\$45	153	Complete Nov. 2012

	Recipient	Project Name	County	Approval; Resolution ⁵⁷	Project Type ⁵⁸	Total Awarded ⁵⁹	Total Payments	Potential Estimated Households ⁶⁰	Cost per Household ⁶¹	Households Subscribed ⁶²	Completion or Expected ⁶³
48	Frontier Comm. West Coast (Frontier Comm.)	Del Norte Underserved	Del Norte	9/22/2011; T-17341	Last-Mile	\$68,168	\$ -	313	\$218	55	Complete March 2012
49	Happy Valley Tel. Co. (TDS Telecom)	Olinda	Shasta	10/3/2013; T-17411; T-17517	Last-Mile	\$2,233,542	\$976,384	1,908	\$1,204	323	2024
50	Hunter	Hoopa Valley Broadband Initiative	Humboldt	1/14/2021: T-17717	Hybrid	\$8,223,340	\$8,223,340	1198	\$6,864	220	Complete July 2023
51	Inyo Networks	Bolinas	Marin	5/10/2018; T-17608	Last-Mile	\$1,868,881		571	\$3,273	In progress	2024
52	Inyo Networks	Nicasio	Marin	7/14/2016; T-17523	Last-Mile	\$1,491,078	\$1,491,078	216	\$6,903	195	Complete Aug. 2019
53	IP Networks	‡ Hwy 36 Humboldt-Trinity Counties	Humboldt; Trinity	11/20/2009; T-17227; T-17352	Middle-Mile	\$5,753,240	\$5,753,240	527	\$10,917	MM	Complete May 2012
54	Karuk Tribe	Klamath River Rural Broadband Initiative	Humboldt	10/17/2013; T-17418; T-17690; T-17772	Hybrid	\$17,422,572	\$3,366,273	616	\$28,283	616	2024
55	LCB Communications	Light Saber	Santa Clara	6/15/2017; T-17545	Hybrid	\$1,076,062	\$1,076,062	150	\$7,174	136	Complete Feb 2022
56	MCC Telephony	‡ Kernville Interconnect	Kern	9/10/2009; T-17221	Middle-Mile	\$285,992	\$285,992	9179	\$31	3210	Complete May 2023
57	Nevada County Fiber	Buckeye & Banner Mountain South	Nevada	12/16/2021; T-17752	Last-Mile	\$621,280	\$383,053	28	\$22,189		2024
58	Pinnacles Telephone Co.	Pinnacles Monument	San Benito	10/31/2013; T-17420	Last-Mile	\$195,299	\$180,277	47	\$4,155	37	Complete Dec. 2014
59	Plumas-Sierra Telecom.	Lake Davis	Plumas	12/5/2019; T-17675; T-17762	Hybrid	\$2,777,071	\$2,023,443	125	\$8,951	49	2024

	Recipient	Project Name	County	Approval; Resolution ⁵⁷	Project Type ⁵⁸	Total Awarded ⁵⁹	Total Payments	Potential Estimated Households ⁶⁰	Cost per Household ⁶¹	Households Subscribed ⁶²	Completion or Expected ⁶³
60	Plumas-Sierra Telecom.	Long Valley- Spring Garden	Plumas	12/16/2021; T-17750	Hybrid	\$5,016,256		19	\$264,013	In progress	2024
61	Plumas-Sierra Telecom.	Mohawk Valley	Plumas	12/16/2021; T-17750	Hybrid	\$1,941,754	\$258,887	7	\$277,393	In progress	2024
62	Plumas-Sierra Telecom.	Plumas Eureka- Johnsville	Plumas	12/5/2019; T-17678	Hybrid	\$1,270,872	\$592,664	51	\$24,919	24	Complete Jul. 2022
63	Plumas-Sierra Telecom.	Sierra Valley	Plumas, Sierra	12/16/2021; T-17752	Hybrid	\$4,887,905	\$664,630	140	\$34,914	In progress	2024
64	Plumas-Sierra Telecom.	Southern Lassen	Lassen	12/16/2021; T-17750	Hybrid	\$11,108,189	\$821,930	138	\$80,494	In progress	2024
65	Plumas-Sierra Telecom.	Scott Road	Lassen; Sierra	12/17/2020; T-17712	Hybrid	\$3,707,475	\$1,228,055	61	\$60,778	In progress	2024
66	Plumas-Sierra Telecom.	Elysian Valley- Johnstonville	Lassen	12/5/2019; T-17677	Hybrid	\$3,574,494	\$2,184,584	82	\$43,591	9	Complete Jul. 2022
67	Plumas-Sierra Telecom.	Keddie	Plumas	12/5/2019; T-17672	Hybrid	\$1,512,163	\$939,116	36	\$42,005	19	Complete Apr 2022
68	Plumas-Sierra Telecom.	Mohawk Vista	Plumas	12/5/2019; T-17673	Hybrid	\$2,183,427	\$1,462,377	120	\$18,195	74	Complete Mar. 2022
69	Plumas-Sierra Telecom.	‡ Plumas-Sierra Telecom Middle Mile	Multiple	2/25/2010; T-17230	Middle- Mile	\$1,721,280	\$1,721,280	960	\$1,793	4,041	Complete March 2014
70	Ponderosa Telephone Co.	Auberry	Fresno	11/20/2009; T-17236; T-17274	Last- Mile	\$1,154,780	\$614,118	1043	\$1,107	344	Complete Sep. 2015
71	Ponderosa Telephone Co.	Beasore-Central Camp	Madera	12/19/2013; T-17424	Last- Mile	\$1,755,042		111	\$54,845		2024
72	Ponderosa Telephone Co.	Big Creek	Fresno	10/31/2013; T-17423	Last- Mile	\$898,574	\$692,952	79	\$11,374	25	Complete Aug. 2017
73	Ponderosa Telephone Co.	Cressman	Fresno	4/10/2014; T-17428; T-17551	Last- Mile	\$1,027,380	\$911,972	70	\$14,677	408	Complete May 2018

	Recipient	Project Name	County	Approval; Resolution ⁵⁷	Project Type ⁵⁸	Total Awarded ⁵⁹	Total Payments	Potential Estimated Households ⁶⁰	Cost per Household ⁶¹	Households Subscribed ⁶²	Completion or Expected ⁶³
74	Race Telecom.	Gigafy Backus #2	Kern	12/16/2021; T-17751	Last-Mile	\$6,151,870		266	\$23,127	In progress	2024
75	Race Telecom.	Gigafy Nevada City	Nevada	12/16/2021; T-17751	Last-Mile	\$7,565,012		499	\$15,160	In progress	2024
76	Race Telecom.	Gigafy Williams	Colusa	12/17/2020; T-17716	Hybrid	\$7,603,656	\$5,238,281	588	\$12,931	467	Complete August 2023
77	Race Telecom.	Bright Fiber Broadband	Nevada	12/3/2015; T-17495; T-17565; T-17633	Last-Mile	\$16,156,323	\$16,152,531	1,941	\$8,288	1,446	Complete Sep 2022
78	Race Telecom.	Gigafy Phelan	San Bernardino	7/13/2017; T-17525; T-17658	Last-Mile	\$36,690,800	\$36,690,800	7606	\$4,824	6,176	Complete Sep 2022
79	Race Telecom.	Gigafy Backus	Kern	8/13/2015; T-17480	Last-Mile	\$2,239,991	\$1,887,103	253	\$8,854	163	Complete Feb 2017
80	Race Telecom.	Boron	Kern	10/31/2013; T-17416	Last-Mile	\$3,426,357	\$2,880,819	892	\$3,841	403	Complete March 2015
81	Race Telecom.	Mojave Air and Space Port Project	Kern	6/24/2010; T-17279	Last-Mile	\$506,199	\$494,419				Complete Nov 2012
82	Race Telecom.	Five Mining Communities	Kern; San Bernardino	1/14/2016; T-17488	Last-Mile	\$2,037,721	\$2,037,721	202	\$6,397	132	Complete Sep. 2017
83	Race Telecom.	High Desert	Kern	10/17/2013; T-17415	Last-Mile	\$12,583,343	\$10,600,963	4,371	\$2,879	5265	Complete Sep. 2017
84	Race Telecom.	Mono County Underserved	Mono	6/26/2014; T-17433	Last-Mile	\$4,650,593	\$3,913,818	727	\$6,397	616	Complete Sep. 2017
85	Race Telecom.	Gigafy Mono	Mono	1/28/2016; T-17477	Last-Mile	\$6,580,007	\$5,564,690	399	\$16,491	345	Complete Sep. 2018
86	Race Telecom.	Gigafy North 395	Mono	12/1/2016; T-17541	Last-Mile	\$3,124,490	\$3,124,490	444	\$7,037	163	Complete Sep. 2018
87	Race Telecom.	Gigafy Occidental	Sonoma	8/18/2016; T-17524	Last-Mile	\$7,687,016	\$7,687,016	458	\$16,784	439	Complete Sep. 2018

	Recipient	Project Name	County	Approval; Resolution ⁵⁷	Project Type ⁵⁸	Total Awarded ⁵⁹	Total Payments	Potential Estimated Households ⁶⁰	Cost per Household ⁶¹	Households Subscribed ⁶²	Completion or Expected ⁶³
88	Siskiyou Telephone Co.	Happy Camp to Somes Bar Fiber Connectivity	Siskiyou	12/15/2016; T-17539; T-17623	Hybrid	\$3,645,085	\$3,645,085	37	\$98,516	10	Complete April 2021
89	Sunesys (Crown Castle / Level 3)	† Connected Central Coast	Multiple	4/10/2014; T-17429	Middle-Mile	\$10,640,000	\$5,596,943	11,124	\$956	MM	Complete May 2018
90	Surfnet Communications	Paradise Road	Monterey	4/10/2014; T-17430	Last-Mile	\$177,954	\$177,954	278	\$640	32	Complete Mar 2021
91	TDS Telecom	Winterhaven Underserved	Imperial	10/4/2013; T-17410; T-17521	Last-Mile	\$2,063,967	\$1,882,849	961	\$2,148	129	Complete July 2023
92	Ultimate Internet Access	Helendale	San Bernardino	5/7/2015; T-17478; T-17557	Last-Mile	\$1,814,045	\$1,812,759	2279	\$796	2,058	Complete Mar. 2017
93	Ultimate Internet Access	Wrightwood	San Bernardino; Los Angeles	5/7/2015; T-17475	Last-Mile	\$1,937,380	\$1,667,981	1,857	\$1,043	1,323	Complete Mar. 2018
94	Willits Online	Boonville	Mendocino	10/31/2013; T-17422	Last-Mile	\$122,931	\$122,652	605	\$203	3	Complete May 2016
95	Willits Online	Covelo & Laytonville	Mendocino	3/12/2009; T-17183	Last-Mile	\$108,000	\$102,025	800	\$135	149	Complete Jan. 2011
96	Anza Electric Cooperative, Inc.	Connect Anza Phase III (RDOF Kicker)	Riverside	12/7/2022; Min Review	Last-Mile	\$205,125		959	\$214	In progress	2024
Total:						\$298,620,014	\$199,612,895	319,723		37,528	

† Primarily a middle mile project approved prior to CASF rule changes pursuant to AB 1665.

* Based on the project completion report (no data received).

Attachment B: Consortia Account Grantee Reported Benefits Funded by CASF

Outcomes in Deployment

1. Broadband Consortium of the Pacific Coast (BCPC)

- Hosted 10 Broadband Consortium Advisory meetings with tri-county stakeholders from local governments, private industry, Internet service providers, and consumers.
- Hosted webinars on Programmatic EIR, and Funding Landscape for Broadband Deployment. Sent weekly email newsletters providing updated information.
- Continued to support the following projects in an advisory role: Ventura County Middle Mile Network planning groups, Santa Barbara County North County Fiber Ring Project, and San Luis Obispo County North County Strategic Plan.
- Created Last Mile pilots that align with locally identified communities of need: Ventura County: Saticoy; Santa Barbara County: Guadalupe, Casmalia, Los Alamos, and Cuyama
- Supported potential application planning and vetting for Digital West/Astound and Cox Communication, Comcast.
- Supported project permitting activities. Hosted a webinar for municipalities on Permitting Best Practices.
- Engaged local government officials and communities to better understand and explain regional broadband needs and solutions. Attended monthly economic development roundtable meetings with local government officials and business leaders.
- Conducted an inventory of public assets (e.g., rights-of-ways, publicly owned towers, public utility poles, equipment housing, publicly owned property) and aggregate demand, including speed tests and the identification and updates of priority areas.
- Supported development of Digital Equity Coalitions in Ventura County and Santa Barbara County and participated in San Luis Obispo County Council of Governments Digital Equity Roundtable.

2. Central Coast Broadband Consortium (CCBC)

- Collaborated with the CPUC, CDT, and all three county offices (Monterey, Santa Cruz, and San Benito) to host the Broadband for All, Digital Equity, and BEAD Planning Workshop – Seaside on June 2nd, 2023. The event had 163 registrants and sought input on the development of the State Digital Equity Plan (SDEP) and the Broadband Equity, Access, and Deployment (BEAD) Five-Year Action Plan.
- Hosted a webinar available for all regional stakeholders (ISPs, County/Municipal Govt Offices, CBOs, etc.) to provide overview of upcoming opportunities, funding programs, and recommendations to support the initial development of last-mile programs for the upcoming FFA & BEAD Application Windows. Attended by approx. 55 members across the regional stakeholders.
- Produced county-level maps through Chico State's GIS Team for Monterey, San Benito, & Santa Cruz Counties: (1) CPUC Broadband Interactive Mapping of the Eligible and Priority Eligible Locations and (2) the FFA Map - Unserved Locations. Development of regional maps and shapefiles were made available for all stakeholders upon request to assist their proposal development and identify areas to target.

- Supported regional applicants in the Central Coast including -- two CASF Last-Mile Infrastructure Projects (Cruzio and Surfnet) and three FFA Last-Mile Infrastructure Projects (Comcast, South Valley Internet, and Surfnet).
- Developed a public/private partnership model for Surfnet's FFA application in the region bringing together a local ISP (Surfnet) & CBO (Loaves, Fishes, and Computers) to collaborate for a proposal currently in consideration by the CPUC.

3. Central Sierra Economic Development District/Broadband Utility Zone (CSBUZ)

- Participated in bi-monthly county and regional broadband working group meetings/discussions to support continued broadband expansion efforts and prioritize county-wide broadband policies.
- Prepared and released a second Request for Proposals seeking a qualified contractor to assist CSBUZ in implementing program elements of the CASF consortia grant.
- On 12/6/23, the CSBUZ received CPUC approval of the revised scope of work and budget for the CSBUZ CSAF consortia grant. This will allow the CSBUZ to solicit and retain a contractor to assist in grant scope of work implementation.
- Met with six active ISPs across the region to identify various infrastructure projects and funding opportunities.
- Collaborated with Golden State Connect Authority to develop a Broadband Strategic Plan in CSBUZ member counties.
- Participated in numerous meetings/discussions with CETF, NTIA, and CPUC to: 1) promote broadband deployment; 2) provide support, feedback, and cost-effective strategies for deployment, and advocate for digital equity.
- Pursuing other broadband deployment funding through LATA and FFA grant funds.
- Worked with all CSBUZ member counties to further develop priority areas and criteria to determine projects that are best suited for future CASF versus non-CASF funded projects, including county-funded and municipal-owned developments.
- Supported CPUC in updating California Broadband Interactive Map through promoting speed tests, and conducting surveys and community outreach, including press releases.

4. Connected Capital Area Broadband Consortium (CCABC)

- Conducted virtual and in-person meetings with local elected officials, county administrators, city managers, CIOs, planners, public works and utilities directors, economic development managers, other senior leadership and consultants preparing broadband plans for several jurisdictions through CPUC-funded LATA grants. This work covered the Consortia's four counties, several cities, and the Delta Primary Zone to identify priority unserved and underserved areas; provide updates on new CPUC California Advanced Services Fund (CASF) and the Federal Funding Account (FAA) programs, maps, proposal requirements, and timelines; and present information on each jurisdiction's updated deployment and adoption data and status. Served as an ongoing consultation and information resource for local agency staff as new programs rolled out to address mapping and eligibility for various CPUC programs, including changes in mapping from census tracts to location-based, and helped identify potential project areas for CASF and FFA applications. Provided information on state and other permitting best practices and guides.

- Collaborated with the CPUC, California Dept. of Technology (CDT) and the California Emerging Technology Fund (CETF) to organize and host the California Broadband for All Digital Equity and Broadband Digital Equity, Access, and Deployment (BEAD) planning workshop for the Greater Sacramento region on May 11, 2023, as one of 17 regional workshops held across the state. The event involved extensive planning and engagement with local elected officials, ISPs, community partners and residents and provided the opportunity for more than 160 participants to contribute input on regional needs and priorities for the State's BEAD and Digital Equity Plans being submitted to NTIA. The information from the proceedings was disseminated by CCABC and updates were provided to the community on the progress of the state planning processes. CCABC staff also participated in CDT outcomes work groups.
- Provided broadband deployment and adoption information on a regular basis to local jurisdictions, utilities, anchor institutions including K-12 and higher education, SACOG, ISPs, nonprofits, and other community partners. This informational outreach included: CPUC's CASF and FFA funding programs, mapping resources, and eligibility requirements; updates on state planning initiatives including BEAD, Digital Equity Plan, and Middle Mile deployment; and meetings of the CPUC, CDT, California Broadband Council, Middle Mile Advisory Committee, Caltrans, and GO-Biz. Topical areas included the state's Local Permitting Playbook; BEAD/Digital Equity Plan stakeholder input process; the Affordable Connectivity Program enrollment tracker and progress across the region; and resources of the CDT Broadband for All website. Communications methods included CCABC's monthly E-Connection newsletter reaching 1,700 subscribers; the Valley Vision e-newsletter reaching over 11,000 subscribers; various workshops and meetings with external partners; and Valley Vision's Capital Region Coalition for Digital Inclusion quarterly meetings. We conducted special outreach for the California Digital Equity Survey and DEEM tool for CDT. Technical memos were also prepared and disseminated to regional stakeholders on topics such as CASF and FFA funding opportunities.
- Met on an ongoing basis with ISPs including Comcast, AT&T, Frontier, Verizon, Cal.Net and Astound, and infrastructure developer Crown Castle and facilitated their interaction with jurisdictions. These discussions focused on understanding local jurisdiction infrastructure project priorities, state funding opportunities and mapping issues; reviewing potential deployment plans and middle-mile assets of ISPs; and assisting with CASF and FFA applications, including verifying priorities, providing letters of support, and connecting ISPs with local jurisdictions and community stakeholders. A total of seven applications were submitted in June, 2023 for the CASF program, totaling almost \$13 million in requested grant funds, that, if approved, would provide last-mile infrastructure to slightly more than 5,000 unserved or underserved locations. A total of 37 infrastructure applications were submitted by providers, the City of Sacramento, and the Golden State Connect Authority for the FFA program in September 2023. FFA applications requests totaled more than \$361 million for the four CCABC counties, exceeding the state's allocation of approximately \$114 million.
- Continued to work closely with the city of Isleton, an unserved city with unique challenges being located in the Delta, along with Sacramento County, Yolo County, and the Delta Protection Commission, to find a wireless solution to improve connectivity. Coordination included assistance for ISP Cal.Net to identify a funding source to utilize city assets for deployment and connecting with U.S. Economic Development Administration (EDA) as a possible funding source. The City is proceeding with the first phase of the project with Cal.Net and exploring possible future CASF funding for the second phase through deployment of new wireless technologies.
- Coordinated with Sacramento County on potential infrastructure projects and leveraging of county assets such as towers, antennas, and rights of way. Also connected the County with EDA to explore planning grant funding since the County was not able to secure LATA funding due to lack of funding availability.

Ultimately, the County procured consulting services to collaborate with the City of Sacramento to facilitate county-wide planning and asset sharing, and also submitted grant applications to California Office of Emergency Services for emergency services and public safety projects. Also supported the City of Sacramento in its broadband planning effort funded by LATA.

- Supported the Sacramento Housing and Redevelopment Agency (SHRA), the City of Sacramento and Leataata Floyd Elementary School to implement an innovative CBRS (Citizens Broadband Radio Service) project to connect this underserved community of more than 700 public housing units to the Internet. CCABC worked with SHRA and the city to secure \$1.4 million in city ARPA funds to scale up a pilot. The project will provide free Internet access to residents for 5 years, starting in early 2024, and is a model to reach highly underserved high need/high poverty residents in an urban neighborhood, CCABC received a \$50,000 grant in December 2023 to provide free computers to in-need residents and support Leataata Floyd to set up a resource center for parents to receive digital literacy training.
- Supported California State University, Sacramento in implementing a new \$3 million Connecting Minority Communities grant received from NTIA to train students as digital navigators and place them in nonprofits aiding underserved communities.
- Connected Google Fiber with Sacramento Municipal Utility District (SMUD) to explore opportunities for a joint infrastructure project; advised SMUD regarding permitting processes for use of SMUD assets by ISPs, especially pole attachments, and challenges SMUD is experiencing from inadequate provider applications.
- Prepared issue papers on regional broadband initiatives, priorities and challenges for infrastructure deployment and broadband access and adoption, BEAD and Digital Equity Plan processes, and the Affordable Connectivity Program, This work helped to inform the region's Prosperity Strategy/Ca Jobs First Strategy and the Capital to Capital Program, where information was shared with the legislative delegation and federal agencies including the National Telecommunications and Information Administration (NTIA) and the FCC, in coordination with the CPUC. Served as an ongoing information resource on regional priorities and roll-out of new programs and resources for Congressional leaders. Participated in forum held by Congresswoman Doris Matsui along with the CPUC, NTIA and local leaders. Valley Vision also served as an ongoing information resource for legislative inquiries.
- Met on a regular basis with NTIA's Northern California liaison to gain information on programs, resources, and upcoming processes including the new challenge process being instituted for the BEAD program. Through this work, CCABC provided up-to-date information to our local and regional stakeholders about BEAD and facilitated their direct engagement with the NTIA representative.
- Collaborated with local nonprofit partners, local elected officials, school districts, ISPs, and Congressional representatives to participate in four community events to assist in ACP information and enrollment activities for eligible residents, including in the cities of Sacramento and West Sacramento.
- Co-led the California Forward Broadband for All Workgroup working on supporting implementation of SB 156 initiatives in collaboration with the CPUC, CDT, GO-Biz, and the Legislature. This work included organizing and facilitating a working session at the CA Forward Economic Summit with CPUC and CDT on the BEAD and Digital Equity Plan recommendations, updates on CASF and FFA, and other priority issues. This information reaches a broad statewide network.

5. Gold Country Broadband Consortium (GCBC)

- Provided mapping data updates utilizing GeoTel Data, County Survey Data (ongoing).
- Worked with County ITs to promote and track, survey data, speed data, customer service and provider reliability, to share with CPUC and ISPs. Participated in TD PUD Feasibility Study and Review.

- Utilized a GIS Consulting firm to create a single web-based map displaying both FFA and CASF grant applications as a tool to clearly identify grant areas and overlapping project area boundaries.
- Promoted and attended community outreach campaigns to inform communities of Broadband efforts at Local, County, State, and Federal levels. Describe all three maps (CASF/FFA/BEAD), demonstrate how to update incorrect mapping information to prepare funding opportunities.
- 2 Radio interviews, 8 Firewise Community Meetings, 4 Library Community Meetings, 4 MAC Meetings, 8 HOA meetings
- Promoted Nevada County Survey and identified unserved areas. Helped ISPs utilize data to incorporate into CASF and FFA Grant Applications
- Promoted State Survey, DEEM Survey Tool, Broadband for All, MMI, and CDT Meetings to Stakeholders.
- Ongoing Phone & Emails interactions to collect public feedback and support residents in Challenging/Providing Feedback to mapping inaccuracies:
- CPUC Interactive BB Map (b) FFA Public Map (c) FCC Fabric Map
- Publish Monthly E-News, and E Blasts between publications as necessary to educate and inform the public, stakeholders, government agencies about broadband related news and legislation updates.
- Promoted CASF and FFA Last Mile Grant Opportunities.
- Assisted ISPs and residents in understanding guidelines, scoring matrix, and the Objection Period, Process, and Timelines.
- Identified 20 priority areas across four counties.
- Updated broadband provider offerings in all 4 counties on an ongoing basis.
- Communicated with 14 anchor institutions.
- Identify and update key anchor institutions in all 4 counties (ongoing weekly)
- Identified 10 CASF infrastructure projects throughout Nevada County, Placer County, and Sierra County.
- Worked with ISPs to pair local, County, CASF, FFA, future BEAD opportunities to project technology type.
- Encouraged best practices and promoted CETF's Check List of Best Practices for Local Governments.
- Researched Micro Trenching Sample Ordinances/Guidelines/Standards specific to rural areas.
- Assisted with CASF and FFA Last Mile Grant Applications, provided letters of support, and researched applicants' questions.
- Encouraged letters of intent, explored document reliability issues, and assessed performance criteria.
- Tracked grant project areas and identified overlapping areas.
- Worked with County purchasing team to publish an RFQ to vet ISPs.
- Participated in RFQ selection and scoring process.
- Attended community meetings.
- Hosted one of the 20 In-Person Regional Broadband State Digital Equity Plan and BEAD Regional Event on behalf of CDT and the CPUC.
- Supported ACP Promotion and Outreach in collaboration with CETF in GCBC territory and beyond, including two in-person enrollment events and multiple meetings with HHS, CBOs, and anchor institutions.
- Presented to local Chamber and Merchant Associations regarding the importance of Broadband for their merchants.

- Provided advisory services at Firewise communities.
- Included Broadband as a core priority in the 5-county Sierra Economic Development District CEDS based on survey results and stakeholder engagement comments.
- Assisted Plumas County with installation of an emergency wireless transmitter for broadband.
- Included broadband issues and funding for economic opportunities in SBC monthly newsletter.
- Tracked developing legislation for broadband funding and composed letters of support for rural communities.
- Organized and facilitated Community ideation and outreach events focused on economic development in underserved communities and the need for affordable broadband to fuel economic diversification and equity.

6. Inland Empire Regional Broadband Consortium (IERBC)

- Worked with 12 Internet Service Providers (ISPs) regarding potential CPUC CASF Grants in Riverside and San Bernardino Counties which resulted in 3 ISPs submitting 6 CASF Broadband Infrastructure Grant Applications on 6/1/2023.
- Assisted 3 ISPs with 26 CPUC CASF Last Mile Federal Funding Account (FFA) Grant Applications submitted on 9/29/2023.
- Encouraged ISPs to participate in the California State Middle Mile Advisory Meetings and plan for their CASF, FFA, and other broadband grant applications to leverage this resource.
- Participated in Caltrans broadband permitting improvements efforts to help improve broadband deployment in their right-of-way.
- Provided information to SCAG to help jurisdictions improve broadband permitting processes.
- Worked with Riverside and San Bernardino Counties on their broadband planning efforts and coordination with ISPs.
- Assisted Riverside and San Bernardino Counties with the California Department of Technology (CDT) and CPUC Digital Equity and Broadband Equity, Access, and Deployment (BEAD) Regional Planning Workshop at Cal State San Bernardino on 5/16/2023.
- Participated in the SoCal Transformation Digital Divide Group which helps unify stakeholders, ISPs, cities, all 7 counties in the Southern California region, including Riverside and San Bernardino Counties, regional governments, SCAG, SANDAG, and Regional Broadband Consortia around improved broadband deployment and access including digital equity, broadband permit streamlining, dig-once policies, CASF Broadband Infrastructure grants, FFA Grants, and other broadband grant opportunities.
- Assisted in facilitating SoCal Gas Company broadband consultations with ISPs for the CPUC Mobile Home Park Utility Conversion Program providing “dig once” opportunities where ISPs could leverage resources and coordinate their broadband deployment by scheduling it at the same time as SoCal Gas Company construction work.
- Provided information to cities and counties about SB378, which requires jurisdictions to allow the use of micro trenching for broadband fiber installation.
- Provided information to cities and counties to include broadband and dig once policies in their General Plans.
- Provided information to local agencies regarding the CPUC Local Agency Technical Assistance (LATA) Grants.

- Encouraged ISPs in the Inland Empire not participating in the FCC Affordable Connectivity Program (ACP) to apply for the program.
- Participated in CDT Digital Equity and BEAD Planning Group Meetings and CDT Digital Equity Outcome Area Working Group Meetings.

7. Los Angeles Digital Equity Action League Consortium (LA DEAL)

- Identified opportunities for collaboration between the state and local partners on SB 156 and BEAD programs in LA County through facilitated monthly virtual meetings with GoldenStateNet, the CPUC, and California Department of Technology. Additionally, LA DEAL organized a meeting between the Antelope Valley Broadband Corporation (AVBC) and the California Department of Technology and Gov Ops representatives in December to share about the socio-economic impacts that state investments in the AVBC's network would have for the region. This continued dialogue between state and regional leaders aims to coordinate middle-mile deployment with localized connectivity solutions to comprehensively address broadband gaps impacting Los Angeles households, educate local partners on state programs and plans, and inform the state on local efforts and needs.
- One of LA DEAL's most impactful activities in 2023 was co-hosting with CETF, and serving as the local partner, for the BEAD LA Regional Workshops in South LA and in the Antelope Valley. These workshops were attended by over 160 people, comprised of representatives from all of the covered populations, municipal and public leaders, Internet Service Providers, philanthropic and non-profit organizations. The convening featured a CPUC presentation on the middle-mile and ongoing funding opportunities for interested applicants seeking to develop broadband infrastructure developments. The event enabled local stakeholders to directly inform the state's Digital Equity Plan and connect with state broadband leadership.
- LA DEAL helped community stakeholders understand and engage in opportunities and resources to advance their broadband infrastructure efforts by co-hosting technical assistance workshops throughout the year with discussions that covered topics such as the Local Agency Technical Assistance Program, Federal Funding Account, the California Interactive Broadband Map, Loan Loss Reserve Fund, and emerging developments with federal and state broadband infrastructure funding. These discussions aimed to help interested applicants and regional stakeholders inform route planning, including proposed segments, planned joint builds, and proposed Indefeasible Right of Use paths. Additionally, LA DEAL developed and disseminated a monthly newsletter to distribute the most up-to-date details on the state's broadband efforts and highlighted opportunities for regional collaboration through continued outreach and information sharing between applicants aimed at expanding opportunities for developing connectivity plans and infrastructure improvements.
- Engaged local government officials across the county to better understand broadband needs and opportunities by coordinating a Digital Divide Panel at the LAEDC's 88 Cities summit. Municipal leaders across Los Angeles County discussed strategies for public-private partnerships to address connectivity gaps. The panel convened cross-sector representation from private companies, public agencies, and philanthropy to share best practices on structuring partnerships to develop local broadband infrastructure projects. Speakers highlighted examples of cities successfully building their own networks and representatives from the CPUC outlined upcoming funding opportunities like the Federal Funding Account and Broadband Infrastructure Account available for communities to apply for eligible disadvantaged areas.
- Engaged community stakeholders through participation in the Digital Equity LA bootcamps in January at the LA City Bureau of Street Lighting and in September at Destination Crenshaw – both have developed broadband deployment projects and applied for FFA funds.

- Explored potential opportunities to connect industry partners with public partners through meetings with Crown Castle and Charter Communications.

8. North Bay North Coast Broadband Consortium (NBNCBC)

- Engaged 4-County governments in Local Agency Technical Assistance Grant collaborations.
- Assisted infrastructure applicants in FFA Application: Marin Coastal Hwy 1
- Assisted infrastructure applicants in FFA Application: GSCA Mendocino County Broadband Network
- Assisted infrastructure applicants in FFA Application: Napa Area 6
- Assisted infrastructure applicants in FFA Application: GSCA Sonoma County Broadband Network

9. Northeastern California Connect Consortium and Upstate California Connect Consortium (NECCC and UPCCC)

- Distributed information to ISPs regarding the CASF Broadband Infrastructure Grant Ruling and Guidelines.
- Promoted the following news items on the Upstate California Connect Broadband Consortia website.
- Coordination with regional tribes for broadband expansion
- Distributed information about CalSPEED and the ACP program in quarterly newsletters
- Worked with County leadership in Butte, Lassen, Siskiyou, Modoc, and Tehama and ISPs to identify new areas for possible deployment.
- Continued CalSPEED outreach
- Provided supporting economic and demographic data for local ISP CASF and other funding applications.
- Consortia staff attended a meeting with Butte County representatives, to learn more about AT&T's proposed modernization efforts of the current copper network.
- Met/Held conference calls with supervisors and staff of local jurisdictions to discuss broadband efforts including CASF infrastructure grant projects, implementing policies to support broadband deployment, and broadband service/speed validation, among other broadband related topics.
- Revisited priority areas with city and county leadership since current and future deployment efforts.
- Quarterly ISP Roundtables are held on May 11th, August 10, and November 16.
- Continuous assessment based on current and future deployments. Introduced ISPs to new areas where they have not worked in previously.
- NECCC provided data and mapping support on 18 CASF Infrastructure applications in the Northeastern Region, submitted 6/1/23. Requested funds totaled: \$50,566,701. NECCC also facilitated letters of support from local jurisdictions.
- Communication to North State leadership and ISPs regarding broadband funding: EDA, NTIA, USDA, and the CA Governor's budget
- NECCC provided data and mapping support on 21 Last Mile Federal Funding Account applications in the Northeastern region, submitted 9/29/23. Requested funds totaled: \$361,973,947.
- Monitoring CASF funds, budget-related items and resubmittal process information and providing information to ISPs and regional partners.

- Continued outreach about CASF application rules and process, maps of eligible areas, along with other relevant data/information that assisted ISPs to carry out business assessments for potential project applications. "
- NECCC provided data and mapping support to 18 CASF Infrastructure applications in the Northeastern Region, submitted 6/1/23. Requested funds totaled: \$50,566,701. NECCC also facilitated letters of support from local jurisdictions. NECCC provided data and mapping support on 21 Last Mile Federal Funding Account applications in the Northeastern region, submitted 9/29/23. Requested funds totaled: \$361,973,947.
- Continued working with work with important broadband stakeholders such as CPUC, California Emerging Technology Fund (CETF), California Telehealth Network (CTN), Caltrans, Rural County Representatives of California (RCRC), California Broadband Council (CBC), CA Forward, Corporation for Education Network Initiatives in California (CENIC), and economic development organizations and chambers of commerce across our consortium region.
- Active data and information resource to local and state elected officials especially during legislative sessions.
- Monthly Check-In Meetings with representative from the National Telecommunications Industry Association (NTIA) to discuss BEAD program in the region and related topics.
- Active committee member with CA FWD Ensuring Broadband for All
- Active participant with GoldenStateNet / Regional Consortia Meetings
- Active Board Member RCRC Broadband Steering Committee
- Active participant with California Middle Mile Network Advisory Committee meetings
- Assisted ISPs with letters of support for 9 CASF Infrastructure applications in the Northeastern region.
- Hosted and promoted the CA Department of Technology, CPUC, and CETF for the BEAD Digital Equity Engagement Event in Redding, April 4/27/23 to identify the needs and solutions for the digital divide in the North State. Approximately 60 people attended the event from throughout the Consortia service region.
- Promoted the CDT Digital Equity Ecosystem Mapping (DEEM) tool which seeks input from community organizations, governments, nonprofits, funders, experts, and practitioners as they aim to close the digital divide.
- Kept consortium website up to date: www.ncalbroadband.org and posted broadband related news and relevant announcements.
- Facilitated volunteer sign ups.

10. Redwood Coast Connect Broadband Consortium (RCCBC)

- Continued to assist Vero Communication with permitting and stakeholder engagement for the Digital 299 Broadband Project. At year's end the project is more than 50% complete. (Resolution T-17766)
- Conducted more than 20 stakeholder advisory meetings that were attended by various regional stakeholders including local governments, workforce and economic development experts, Internet service providers, education providers, community-based organizations, and other regional stakeholders.
- Assisted three ISPs with potential CASF Infrastructure and FFA Grant applications.
- Coordinated meetings with industry partners, local government, and Tribal leadership.
- Held virtual presentations to municipalities and service clubs on CASF opportunities and implementation of policies to ease permitting.

- Assisted the California Middle Mile Network/GoldenStateNet on suggestions regarding proposed middle mile routes.
- Started a newsletter to keep the region informed of federal and state broadband developments.
- Co-hosted a regional meeting to help inform the State Digital Equity Plan

11. Southern Border Broadband Consortium (SBBC)

- In 2023, Southern Border Broadband Consortium (SBBC) participated in planning meetings and community forums throughout the year to ensure that broadband infrastructure needs were included in the overall proposal for our region. SBBC also met with Internet service providers such as AT&T and Frontier to discuss issues and constraints and possible solutions for the region. Discussed the difficulty of reaching the rural regions where these ISPs do not operate and working to find a solution to connect those rural communities. Also briefed the ISPs on the benefits of long-term investment in identified priority areas, including projected growth in households and businesses in each area.
- The SBBC attended regular meetings with the San Diego Association of Governments (SANDAG) regarding the Regional Digital Infrastructure Taskforce and SoCal Transformational meetings. Discussions were held to partner broadband updates and share projects. Best practices for permitting, construction, and more were also discussed to work towards our common goals.
- The SBBC utilized reports on priority areas that were created using survey data in meetings with ISPs and with regional partners in broadband deployment. We regularly participated in weekly, monthly, and quarterly meetings with county offices of education, Imperial Valley Telecommunications Authority and the BorderLink, and local government. SBBC improved community awareness of regional BEAD planning and opportunities to voice regional priorities and concerns. The areas included residential, low-income family areas, under-funded school districts, and areas lacking healthcare facilities: Salton City, Niland, Calipatria, Ocotillo, Borrego Springs, Julian, Seeley, and more.
- The SBBC held a broadband session during the California Economic Summit. The session was attended by regional and local businesses, local government, and members of the community. During the session, information regarding the efforts of the organization, addressing available programs, and how to increase the effectiveness of our efforts. We also received input from the public to implement their concerns into our scope of work.
- In April, SBBC hosted a regional broadband planning workshop to discuss the digital divide and included a presentation by the California Public Utility Committee representatives. Dozens of council members, organizations, government officials, and businesses from the San Diego and Imperial region attended our workshop and provided valuable insight on the program. The regional Broadband Equity, Adoption, and Deployment meeting received feedback through a Q&A session about MMBI, FFA, and tribal deployment funding opportunities.
- SBBC hosted sessions in the Imperial Valley and San Diego regions for the Affordable Connectivity Program (ACP). Regular meetings were held to discuss new effective practices in achieving high enrollment in the Imperial Valley and San Diego communities. The SBBC distributed flyers to the community and newsletters through email to promote enrollment events. Marketing efforts proved successful for ACP as we reached over 90% enrollment in the Imperial Valley to end the 2023 calendar year.

Attachment C: Consortia Account Projects as of December 31, 2023

Grants Approved in 2011, 2016, 2019, 2020, 2021, and 2022 Cycles

	Consortium	1st Approved Grant Amount	Resolution, Approval: (Completion Date)	2nd Approved Grant Amount	Resolution, Approval: (Completion Date)	3rd Approved Grant Amount	Resolution, Approval: (Completion Date)	4th Approved Grant Amount	Resolution, Approval: (Completion Date)
1	California's One Million New Internet User Coalition	\$ 450,000	T-17355, 2/16/2012; (Feb 2014)	-	-	-	-		
2	Broadband Consortium of the Pacific Coast	\$ 300,000	T-17445, 6/12/2014; (June 2016)	\$ 251,500	T-17550, 1/19/2017; (May 2019)	\$ 450,000	T-17669, 10/24/2019; (Oct 2022)	\$ 600,000	T-17778, 1/12/2023; (Open)
3	Central Coast Broadband Consortium	\$ 450,000	T-17349, 12/2/2011; (Dec 2013)	\$ 274,500	T-17529, 8/18/2016; (Sep 2021)	\$ 450,000	T-17669, 10/24/2019; (Oct 2022)	\$ 1,000,000	T-17778, 1/12/2023; (Open)
4	Central Sierra Economic Development District/Broadband Utility	\$ 595,650	T-17778, 1/12/2023; (Open)						
5	Central Sierra Connect Broadband Consortium	\$ 450,000	T-17355, 2/16/2012; (Feb 2014)	\$ 249,000	T-17544, 12/1/2016; (Dec 2020)		-		
6	Connected Capital Area Broadband Consortium	\$ 448,301	T-17355, 2/16/2012; (Feb 2014)	\$ 298,750	T-17538, 11/10/2016; (Dec 2018)	\$ 438,560	T-17669, 10/24/2019; (Jan 2023)	\$ 800,000	T-17778, 1/12/2023; (Open)
7	East Bay Broadband Consortium	\$ 450,000	T-17349, 12/2/2011; (Dec 2013)	\$ 292,680	T-17529, 8/18/2016; (Sep 2019)	-	-		
8	Eastern Sierra Connect Consortium	\$ 450,000	T-17355, 2/16/2012; (Feb 2014)	\$ 126,700	T-17550, 1/19/2017; (Feb 2019)	-	-		
9	Gold Country Broadband Consortium	\$ 450,000	T-17355, 2/16/2012; (Feb 2014)	\$ 300,000	T-17538, 11/10/2016; (May 2019)	\$ 423,010	T-17669, 10/24/2019; (Oct 2022)	\$ 565,582	T-17778, 1/12/2023; (Open)
10	Inland Empire Broadband Consortium	\$ 450,000	T-17355, 2/16/2012; (Feb 2014)	\$ 300,000	T-17538, 11/10/2016; (Dec 2018)	\$ 450,000	T-17669, 10/24/2019; (Oct 2022)	\$ 600,000	T-17778, 1/12/2023; (Open)
11	Inyo-Mono Broadband Consortium	\$ 105,216	T-17537, 10/27/2016 (Jun 2019)	\$ 600,000	T-17778, 1/12/2023; (Open)	-	-		

	Consortium	1st Approved Grant Amount	Resolution, Approval: (Completion Date)	2nd Approved Grant Amount	Resolution, Approval: (Completion Date)	3rd Approved Grant Amount	Resolution, Approval: (Completion Date)	4th Approved Grant Amount	Resolution, Approval: (Completion Date)
12	Los Angeles County Regional	\$ 2,310,000	T-17349, 12/2/2011; (Dec 2013)	\$ 600,000	T-17544, 12/1/2016 (Jun 2018)	-	-		
13	Los Angeles Digital Equity Action League Consortium	\$ 300,000	T-17738, 8/19/2021; (Aug 2023)	\$ 600,000	T-17778, 1/12/2023; (Open)				
14	North Bay/North Coast Broadband Consortium	\$ 250,000	T-17445, 6/12/2014; (June 2016)	\$ 260,000	T-17544, 12/1/2016; (Jan 2019)	\$ 450,000	T-17669, 10/24/2019; (Dec 2022)	\$ 600,000	T-17778, 1/12/2023; (Open)
15	Northeast California Connects Consortium	\$ 449,991	T-17349, 12/2/2011; (Dec 2013)	\$ 296,518	T-17550, 1/19/2017; (Jun 2020)	\$ 355,387	T-17669, 10/24/2019; (Oct 2022)	\$ 999,971	T-17778, 1/12/2023; (Open)
16	Redwood Coast Connect Consortium	\$ 450,000	T-17349, 12/2/2011; (Dec 2013)	\$ 208,000	T-17537, 10/27/2016; (Nov 2019)	\$ 416,025	T-17669, 10/24/2019;(Oct 2022)	\$ 572,000	T-17778, 1/12/2023; (Open)
17	San Diego Imperial Regional Broadband Consortium	\$ 450,000	T-17355, 2/16/2012; (Feb 2014)						
18	San Joaquin Valley Regional Broadband Consortium	\$ 450,000	T-17708, 10/24/2019; (Oct 2022)	\$ 600,000	T-17778, 1/12/2023; (Open)				
19	Southern Border Broadband Consortium	\$ 450,000	T-17708, 10/24/2019; (Oct 2022)	\$ 600,000	T-17778, 1/12/2023; (Open)				
20	Tahoe Basin Project	\$ 237,555	T-17726, 4/15/2021; (Apr 2021)	\$ 600,000	T-17778, 1/12/2023; (Open)				
21	Upstate California Connect Consortium	\$ 318,530	T-17669, 10/24/2019; (Oct 2022)	\$ 999,970	T-17778, 1/12/2023; (Open)				

Status of 2022 Cycle Grants as of December 2023

	Consortium	Counties	Start Date	Approved Budget	Remaining Budget
1	Broadband Consortium of the Pacific Coast	San Luis Obispo, Santa Barbara, and Ventura counties	12/1/2023	\$ 600,000	\$ 526,462
2	Central Coast Broadband Consortium	Monterey, Santa Cruz, and San Benito counties	1/12/2023	\$ 1,000,000	\$ 1,000,000
3	Connected Capital Area Broadband Consortium	Sacramento, Sutter, Yolo, and Yuba counties	1/2/2023	\$ 800,000	\$ 800,000
4	Central Sierra Economic Development District/Broadband Utility Zone	Tuolumne, Calaveras, Amador, Mariposa, and Alpine counties	1/12/2023	\$ 595,650	\$ 595,650
5	Gold Country Broadband Consortium	Sierra, Nevada, Placer, and El Dorado counties	2/1/2023	\$ 565,582	\$ 565,582
6	Inland Empire Regional Broadband Consortium	San Bernardino and Riverside counties	2/1/2023	\$ 600,000	\$ 600,000
7	Inyo-Mono Broadband Consortium	Inyo and Mono counties	1/2/2023	\$ 600,000	\$ 600,000
8	Los Angeles Digital Equity Action League Consortium	Los Angeles County	2/1/2023	\$ 600,000	\$ 600,000
9	North Bay/North Coast Broadband Consortium	Mendocino, Marin, Napa, and Sonoma counties	2/1/2023	\$ 600,000	\$ 600,000
10	Northeastern California Connect Consortium	Butte, Lassen, Modoc, Plumas, Shasta, Siskiyou, and Tehama counties	1/5/2023	\$ 999,971	\$ 999,971
11	Redwood Coast Connect Broadband Consortium	Humboldt, Del Norte, and Trinity counties	2/1/2023	\$ 572,000	\$ 572,000
12	San Joaquin Valley Regional Broadband Consortium	San Joaquin, Stanislaus, Merced, Madera, Fresno, Kings, Tulare, and Kern counties	2/1/2023	\$ 600,000	\$ 600,000
13	Southern Border Broadband Consortium	San Diego and Imperial counties	1/2/2023	\$ 600,000	\$ 600,000
14	Tahoe Basin Project	Tahoe Basin area in Placer and El Dorado counties.	2/1/2023	\$ 600,000	\$ 600,000
15	Upstate California Connect Consortium	Glenn, Colusa, and Lake counties	1/5/2023	\$ 999,970	\$ 999,970
Total:				\$ 10,333,173	

Attachment D: Adoption Account Projects as of December 2023

	Recipient	Project	Location	Grant Amount	Payments in 2023	Total Paid ⁶⁴	Award Date	Completion Date or Expected
1	American GI Forum Education Foundation of Santa Maria, CA	Call Center San Luis Obispo County	Santa Barbara	\$ 150,000			11/16/2023	5/20/2026
2	American GI Forum Education Foundation of Santa Maria, CA	Call Center Santa Barbara County	Santa Barbara	\$ 150,000			11/16/2023	5/20/2026
3	American GI Forum Education Foundation of Santa Maria, CA	Call Center Ventura County	Santa Barbara	\$ 150,000			11/16/2023	5/20/2026
4	American GI Forum Education Foundation of Santa Maria, CA	CEP Digital Literacy, San Luis Obispo County	Santa Barbara	\$ 64,852			11/16/2023	5/20/2026
5	American GI Forum Education Foundation of Santa Maria, CA	CEP Digital Literacy, Ventura County	Santa Barbara	\$ 137,308			11/16/2023	5/20/2026
6	American GI Forum Education Foundation of Santa Maria, CA	Connect, Communicate, Color Your World! - CEP Schools, Santa Barbara County	Santa Barbara	\$ 139,400			11/16/2023	5/20/2026
7	Anza Electric Cooperation, Inc.	Anza Electric Cooperative, Inc. Public Broadband Education Program	Riverside	\$ 26,735			4/3/2023	10/25/2025
8	Black Men Speak & Men of Color	Digital Health Program	Alameda	\$ 77,900			11/16/2023	6/3/2026
9	Black Men Speak & Men of Color	Digital Health Program	Alameda	\$ 59,960	\$ 41,782	\$ 41,782	9/23/2022	7/1/2023
10	Boys & Girls Club of San Marcos	Computer Lab Reinvestment	San Diego	\$ 38,718	\$ 12,482	\$ 22,162	6/3/2021	12/3/2023
11	Build Hope Inc	Bridging The Digital Divide For Los Angeles Affordable Housing Residents - Gonzague Village	Los Angeles	\$ 43,742			4/3/2023	10/3/2025

⁶⁴ Not all available funds are utilized by the grant recipient.

	Recipient	Project	Location	Grant Amount	Payments in 2023	Total Paid ⁶⁴	Award Date	Completion Date or Expected
12	Build Hope Inc	Bridging The Digital Divide For Los Angeles Affordable Housing Residents - Imperial Courts	Los Angeles	\$ 88,922			4/3/2023	10/3/2025
13	Build Hope Inc	Bridging The Digital Divide For Los Angeles Affordable Housing Residents - Jordon Downs	Los Angeles	\$ 93,672			4/3/2023	10/3/2025
14	Build Hope Inc	Bridging The Digital Divide For Los Angeles Affordable Housing Residents Nickerson	Los Angeles	\$ 103,192			4/3/2023	10/3/2025
15	Building A Generation	Digital Empowerment Program (DEP)	San Bernardino	\$ 150,000			11/16/2023	5/21/2026

	Recipient	Project	Location	Grant Amount	Payments in 2023	Total Paid	Award Date	Completion Date or Expected
16	Burbank Housing Management Corporation	Senior Connection Initiative - Bell Manor Sr. Apartments.	Sonoma	\$ 14,867	\$ 6,107	\$ 6,560	6/3/2021	12/3/2023
17	Burbank Housing Management Corporation	Senior Connection Initiative - Cabernet Sr. Apartments	Sonoma	\$ 3,664		\$ 453	6/3/2021	12/3/2023
18	Burbank Housing Management Corporation	Senior Connection Initiative - Charles Street Village	Sonoma	\$ 9,155	\$ 5,346	\$ 5,799	6/3/2021	12/3/2023
19	Burbank Housing Management Corporation	Senior Connection Initiative - Fitch Mt. Sr. Apartments.	Sonoma	\$ 12,266	\$ 6,244	\$ 6,697	6/3/2021	12/3/2023
20	Burbank Housing Management Corporation	Senior Connection Initiative - Oak Ridge Sr. Apartments	Sonoma	\$ 6,415	\$ 3,308	\$ 3,762	6/3/2021	12/3/2023
21	Burbank Housing Management Corporation	Senior Connection Initiative - Park Land Sr. Apartments	Sonoma	\$ 5,041	\$ 2,297	\$ 2,751	6/3/2021	12/3/2023
22	Burbank Housing Management Corporation	Senior Connection Initiative - Sonoma Creek Sr. Apartments	Sonoma	\$ 6,415	\$ 1,732	\$ 2,186	6/3/2021	12/3/2023
23	Burbank Housing Management Corporation	Senior Connection Initiative - Village Green Sr. Apartments	Sonoma	\$ 6,904	\$ 3,577	\$ 4,030	6/3/2021	12/3/2023
24	Burbank Housing Management Corporation	Senior Connection Initiative - Vinecrest Sr. Apartments.	Sonoma	\$ 10,965	\$ 10,512	\$ 10,965	6/3/2021	6/16/2023
25	California Emerging Technology Fund	Get Connected! Call Center	Statewide	\$ 4,311,200			12/14/2023	6/15/2026
26	California Emerging Technology Fund	Get Connected! DigitalLearn - Pacific Coast	San Luis Obispo, Santa Barbara, Ventura	\$ 135,264			12/14/2023	6/15/2026

	Recipient	Project	Location	Grant Amount	Payments in 2023	Total Paid	Award Date	Completion Date or Expected
27	California Emerging Technology Fund	Get Connected! DigitalLearn - Riverside County	Riverside	\$ 135,264			12/14/2023	6/15/2026
28	California Emerging Technology Fund	Get Connected! DigitalLearn - South Bay and Gateway Cities of Los Angeles County	Los Angeles	\$ 135,264			12/14/2023	6/15/2026
29	California State University, Fresno Foundation	Fresno State Call Center: Central California Region	Central California	\$ 487,500		\$ 487,159	9/12/2019	3/31/2022
30	California State University, Fresno Foundation	Fresno State Connect	Fresno	\$ 1,230,000			4/27/2023	11/8/2025
31	California State University, Fresno Foundation	Fresno State Parent University - Del Norte County	Del Norte	\$ 143,100			9/23/2022	4/21/2025
32	California State University, Fresno Foundation	Fresno State Parent University - FRESNO COUNTY	Fresno	\$ 71,516	\$ 42,535	\$ 69,973	12/31/2018	6/30/2022
33	California State University, Fresno Foundation	Fresno State Parent University - FRESNO COUNTY	Fresno	\$ 54,480			6/5/2020	12/5/2023
34	California State University, Fresno Foundation	Fresno State Parent University - Glenn County	Glenn	\$ 143,100			9/23/2022	4/21/2025
35	California State University, Fresno Foundation	Fresno State Parent University - Humboldt County	Humboldt	\$ 143,100			9/23/2022	4/21/2025
36	California State University, Fresno Foundation	Fresno State Parent University - Imperial County	Imperial	\$ 143,100			9/23/2022	4/21/2025
37	California State University, Fresno Foundation	Fresno State Parent University - KERN COUNTY	Kern	\$ 71,516		\$ 23,790	12/31/2018	6/30/2022
38	California State University, Fresno Foundation	Fresno State Parent University - KERN COUNTY	Kern	\$ 54,480			6/5/2020	12/5/2023

	Recipient	Project	Location	Grant Amount	Payments in 2023	Total Paid	Award Date	Completion Date or Expected
39	California State University, Fresno Foundation	Fresno State Parent University - KINGS COUNTY	Kings	\$ 71,516		\$ 20,988	12/31/2018	6/30/2022
40	California State University, Fresno Foundation	Fresno State Parent University - KINGS COUNTY	Kings	\$ 54,480			6/5/2020	12/5/2023
41	California State University, Fresno Foundation	Fresno State Parent University - Lake County	Lake	\$ 143,100			9/23/2022	4/21/2025
42	California State University, Fresno Foundation	Fresno State Parent University - MADERA COUNTY	Madera	\$ 71,516		\$ 41,463	12/31/2018	6/30/2023
43	California State University, Fresno Foundation	Fresno State Parent University - MADERA COUNTY	Madera	\$ 54,480			6/5/2020	12/5/2023
44	California State University, Fresno Foundation	Fresno State Parent University - MARIPOSA COUNTY	Mariposa	\$ 54,480			6/5/2020	12/5/2023
45	California State University, Fresno Foundation	Fresno State Parent University - MERCED COUNTY	Merced	\$ 71,516		\$ 30,850	12/31/2018	6/30/2023
46	California State University, Fresno Foundation	Fresno State Parent University - MERCED COUNTY	Merced	\$ 54,480			6/5/2020	12/5/2023
47	California State University, Fresno Foundation	Fresno State Parent University - MONTEREY COUNTY	Monterey	\$ 54,480			6/5/2020	12/5/2023
48	California State University, Fresno Foundation	Fresno State Parent University - SAN BENITO COUNTY	San Benito	\$ 54,480			6/5/2020	12/5/2023
49	California State University, Fresno Foundation	Fresno State Parent University - SAN JOAQUIN COUNTY	San Joaquin	\$ 71,516		\$ 28,194	12/31/2018	6/30/2023
50	California State University, Fresno Foundation	Fresno State Parent University - SAN JOAQUIN COUNTY	San Joaquin	\$ 54,480			6/5/2020	12/5/2023
51	California State University, Fresno Foundation	Fresno State Parent University - SAN LUIS OBISPO COUNTY	San Luis Obispo	\$ 54,480			6/5/2020	12/5/2023
52	California State University, Fresno Foundation	Fresno State Parent University - Siskiyou County	Siskiyou	\$ 143,100			9/23/2022	4/21/2025
53	California State University, Fresno Foundation	Fresno State Parent University - STANISLAUS COUNTY	Stanislaus	\$ 71,516		\$ 28,461	12/31/2018	6/30/2023
54	California State University, Fresno Foundation	Fresno State Parent University - STANISLAUS COUNTY	Stanislaus	\$ 54,480			6/5/2020	12/5/2023

	Recipient	Project	Location	Grant Amount	Payments in 2023	Total Paid	Award Date	Completion Date or Expected
55	California State University, Fresno Foundation	Fresno State Parent University - Tehama County	Tehama	\$ 143,100			9/23/2022	4/21/2025
56	California State University, Fresno Foundation	Fresno State Parent University - Trinity County	Trinity	\$ 143,100			9/23/2022	4/21/2025
57	California State University, Fresno Foundation	Fresno State Parent University - TULARE COUNTY	Tulare	\$ 71,516		\$ 20,617	12/31/2018	6/30/2022
58	California State University, Fresno Foundation	Fresno State Parent University - TULARE COUNTY	Tulare	\$ 54,480			6/5/2020	12/5/2023
59	California State University, Fresno Foundation	Fresno State Parent University - TUOLUMNE COUNTY	Tuolumne	\$ 54,480			6/5/2020	12/5/2023
60	Canal Alliance	Canal Alliance Adult Education English as a Second Language Digital Literacy Program	Marin	\$ 147,160	\$ 97,252	\$ 97,252	9/23/2022	3/27/2025
61	Catholic Charities of Los Angeles, Inc.	Digital Education Center	Los Angeles	\$ 83,248		\$ 81,383	12/31/2018	4/29/2022
62	Catholic Charities of Santa Clara County	FMCI&Oth BA	Santa Clara	\$ 125,997			4/3/2023	11/1/2025
63	Catholic Charities of Santa Clara County	FMCI&Oth DL	Santa Clara	\$ 136,018			4/3/2023	11/1/2025
64	Catholic Charities of Santa Clara County	WUYC Annx ESC BA	Santa Clara	\$ 138,584			4/3/2023	11/1/2025
65	Catholic Charities of Santa Clara County	WUYC Annx ESC DL	Santa Clara	\$ 150,000			4/3/2023	11/1/2025
66	Center for Elders' Independence	Digital Equity for Seniors-Berkeley	Alameda	\$ 35,817		\$ 14,928	7/12/2019	7/12/2024
67	Center for Elders' Independence	Digital Equity for Seniors-Concord	Contra Costa	\$ 31,731		\$ 7,933	7/12/2019	7/12/2024
68	Center for Elders' Independence	Digital Equity for Seniors-Guardian	Contra Costa	\$ 26,964		\$ 6,741	7/12/2019	7/12/2024
69	Center for Elders' Independence	Digital Equity for Seniors-Josie Barrow	Alameda	\$ 28,326		\$ 14,264	7/12/2019	7/12/2024
70	Center for Elders' Independence	Digital Equity for Seniors-San Leandro	Alameda	\$ 31,731		\$ 14,920	7/12/2019	7/12/2024
71	Center for Elders' Independence	Digital Equity for Seniors-San Pablo	Alameda	\$ 35,137		\$ 17,168	7/12/2019	7/12/2024

	Recipient	Project	Location	Grant Amount	Payments in 2023	Total Paid	Award Date	Completion Date or Expected
72	Chico State Enterprises: North State Planning and Development Collective	Digital Literacy for Workforce Development: English Language Learners	Butte, Del Norte, Lassen, Modoc, Nevada, Plumas, Shasta, Sierra, Siskiyou, Trinity	\$ 247,264			4/27/2023	11/10/2025
73	Chico State Enterprises: North State Planning and Development Collective	Digital Literacy for Workforce Development: Justice Involved Individuals	Butte, Del Norte, Lassen, Modoc, Nevada, Plumas, Shasta, Sierra, Siskiyou, Tehama, Trinity	\$ 246,700			4/27/2023	11/10/2025
74	Chico State Enterprises: North State Planning and Development Collective	Northeastern and Upstate Call Center	Los Angeles	\$ 490,393			4/27/2023	11/10/2025
75	Christian Church Homes (CCH)	Beth Eden Housing	Alameda	\$ 16,034		\$ 2,224	12/31/2019	12/31/2023
76	Christian Church Homes (CCH)	Garfield Park Village	Santa Cruz	\$ 26,086		\$ 7,428	7/12/2019	12/31/2023
77	Christian Church Homes (CCH)	JL Richard & Irene Cooper Terrace	Alameda	\$ 28,383	\$ 15,251	\$ 19,254	12/31/2019	12/31/2023
78	Christian Church Homes (CCH)	Percy Abrams & Sister Thea Bowman Manor	Alameda	\$ 25,971		\$ 4,003	12/31/2019	12/31/2023
79	Christian Church Homes (CCH)	Plaza De Las Flores	Santa Clara	\$ 32,100		\$ 7,850	7/12/2019	12/31/2023
80	Christian Church Homes (CCH)	Providence Senior Housing	San Francisco	\$ 17,297		\$ 4,969	7/12/2019	12/31/2023
81	Christian Church Homes (CCH)	Roy C.Nichols Housing	Alameda	\$ 4,650		\$ 2,704	7/12/2019	12/31/2023
82	Christian Church Homes (CCH)	Saint Mary's Garden	Alameda	\$ 29,603		\$ 10,221	7/12/2019	12/31/2023
83	Christian Church Homes (CCH)	Southlake	Alameda	\$ 34,824		\$ 10,431	7/12/2019	12/31/2023
84	City of Cerritos	Cerritos Library Broadband Access Improvement	Los Angeles	\$ 9,563		\$ 9,563	12/31/2019	6/30/2022
85	City of La Puente	La Puente Digital Empowerment Project:	Los Angeles	\$ 152,065			12/14/2023	7/8/2026

	Recipient	Project	Location	Grant Amount	Payments in 2023	Total Paid	Award Date	Completion Date or Expected
		Building a Connected Community						
86	City of Lynwood	City of Lynwood DL	Los Angeles	\$ 151,424			12/14/2023	7/8/2026
87	City of Moreno Valey	Computer Confident MoVal (CC: MoVal)	Riverside	\$ 149,000			4/3/2023	10/10/2025

	Recipient	Project	Location	Grant Amount	Payments in 2023	Total Paid	Award Date	Completion Date or Expected
88	City Of Oakland Human Services Department	East Oakland Seniors Digital Inclusion	Alameda	\$ 20,373		\$ 9,230	7/12/2019	12/21/2023
89	City Of Oakland Human Services Department	West Oakland Seniors Digital Inclusion	Alameda	\$ 20,373		\$ 4,079	7/12/2019	12/21/2023
90	City of Ontario	City of Ontario DL	San Bernardino	\$ 24,629			11/16/2023	6/5/2026
91	City of Palm Springs	City of Palm Springs Demuth Community Center Broadband Access Project	Riverside	\$ 51,099			11/16/2023	5/30/2026
92	City of Palm Springs	Palm Springs Public Library BA	Riverside	\$ 80,546			4/3/2023	10/10/2025
93	City of Palmdale	In Library Laptop Check Out	Los Angeles	\$ 17,800	\$ 10,623	\$ 15,073	7/12/2019	1/12/2023
94	City of Salinas, Salinas Public Library	El Gabilan Library Connects!	Monterey	\$ 50,783	\$ 13,492	\$ 26,188	7/12/2019	12/31/2022
95	City of San Leandro	San Leandro Main Library Digital Inclusion Program	Alameda	\$ 27,165	\$ 20,574	\$ 26,958	6/3/2021	4/4/2023
96	City of San Leandro	San Leandro Manor Branch Library Digital Inclusion Program	Alameda	\$ 22,551	\$ 16,021	\$ 18,062	6/3/2021	5/24/2023
97	City of South San Francisco	South San Francisco Digital Literacy Project	San Mateo	\$ 41,895		\$ 8,740	5/11/2020	11/11/2023
98	City of Sunnyvale	Latino Digital Literacy-Bishop Elementary School	Santa Clara	\$ 58,033	\$ 10,567	\$ 30,367	12/31/2018	6/30/2022
99	City of Sunnyvale	Latino Digital Literacy-Columbia Middle School	Santa Clara	\$ 58,033	\$ 15,331	\$ 34,968	12/31/2018	6/30/2022
100	City of Sunnyvale	Latino Digital Literacy-Ellis Elementary School	Santa Clara	\$ 40,657	\$ 13,919	\$ 28,695	12/31/2018	6/30/2022
101	City of Sunnyvale	Latino Digital Literacy-Lakewood Elementary School	Santa Clara	\$ 40,657	\$ 14,308	\$ 26,472	12/31/2018	6/30/2022
102	City of Sunnyvale	Latino Digital Literacy-San Miguel Elementary School	Santa Clara	\$ 58,033	\$ 14,475	\$ 34,925	12/31/2018	6/30/2022

	Recipient	Project	Location	Grant Amount	Payments in 2023	Total Paid	Award Date	Completion Date or Expected
103	City of Sunnyvale	Latino Digital Literacy-Vargas Elementary School	Santa Clara	\$ 58,033	\$ 16,235	\$ 35,710	12/31/2018	6/30/2022
104	COACHELLA VALLEY HOUSING COALITION	Computer Literacy & Technology Training - Pueblo Nuevo	Riverside	\$ 7,059	\$ 7,059	\$ 7,059	12/31/2019	5/30/2023
105	COACHELLA VALLEY HOUSING COALITION	Computer Literacy & Technology Training - Vila Hermosa	Riverside	\$ 10,629	\$ 9,788	\$ 9,788	12/31/2019	5/30/2023
106	Community Bridges	Bridging the Digital Divide	Santa Cruz	\$ 32,174		\$ 27,941	7/12/2019	12/4/2020
107	Community Bridges	Community Bridges Digital Literacy Project	Santa Cruz	\$ 72,371			4/3/2023	10/25/2025

	Recipient	Project	Location	Grant Amount	Payments in 2023	Total Paid	Award Date	Completion Date or Expected
108	Compass Family Services	Compass Family Digital Inclusion	San Francisco	\$ 27,909	\$ 26,744	\$ 26,744	6/5/2020	10/24/2022
109	Contra Costa County Library-El Sobrante Library	El Sobrante Library Reconstruction	Contra Costa	\$ 27,588		\$ 20,782	12/31/2018	9/30/2021
110	County of Los Angeles, Internal Services Department	County of Los Angeles - Digital Navigator Program	Los Angeles	\$ 3,375,700			4/27/2023	10/27/2025
111	County of Sonoma - Human Services Department - West County Community Services	Bridging the Digital Gap Among Older Adults - Guerneville	Sonoma	\$ 25,027		\$ 4,701	6/3/2021	12/3/2023
112	COUNTY OF YOLO	Yolo County Affordable Connectivity Program Enrollment Outreach	Yolo	\$ 85,000			9/23/2022	4/13/2025
113	Curry Senior Center	Connected At Home	San Francisco	\$ 29,935		\$ 25,251	7/12/2019	9/30/2021
114	Delivering Innovation in Supportive Housing (DISH), a Project of Tides	DISH Supportive Housing Digital Literacy Program-Camelot	San Francisco	\$ 17,228		\$ 8,597	9/11/2020	3/11/2024
115	Delivering Innovation in Supportive Housing (DISH), a Project of Tides	DISH Supportive Housing Digital Literacy Program-Star	San Francisco	\$ 17,228	\$ 9,642	\$ 13,949	6/5/2020	12/5/2023
116	Dev/Mission	Community Technology Associate (CTA) Digital Literacy Program - Bayview/Hunters Point	San Francisco	\$ 34,965			4/3/2023	10/4/2025
117	Dev/Mission	Community Technology Associate (CTA) Digital Literacy Program - Hayes Valley/Fillmore	San Francisco	\$ 69,930			4/3/2023	10/4/2025
118	Dev/Mission	Community Technology Associate (CTA) Digital Literacy Program - Mission District	San Francisco	\$ 104,395			4/3/2023	10/4/2025
119	EAH Inc.	100 Kings Circle-Cloverdale	Sonoma	\$ 24,505		\$ 866	6/3/2021	12/3/2023
120	EAH Inc.	100 Ned's Way-Tiburon	Marin	\$ 18,850		\$ 384	10/21/2021	4/21/2024
121	EAH Inc.	1000 El Camino Real (Gateway Santa Clara)	Santa Clara	\$ 27,095			9/23/2022	4/7/2025
122	EAH Inc.	1101 Carver Road (Archway Commons I)	Stanislaus	\$ 23,197			9/23/2022	4/7/2025
123	EAH Inc.	1275 South Winery Avenue (Summer Park)	Fresno	\$ 38,487			9/23/2022	4/7/2025
124	EAH Inc.	1535 W. San Carlos Street-San Jose	Santa Clara	\$ 24,505		\$ 866	6/3/2021	12/3/2023
125	EAH Inc.	16170 Monterey Road-Morgan Hill	Santa Clara	\$ 14,626		\$ 3,657	8/6/2021	2/6/2024
126	EAH Inc.	164 N San Pedro Road-San Rafael	Marin	\$ 22,620	\$ 5,522	\$ 6,387	6/3/2021	3/11/2024
127	EAH Inc.	1777 Newbury Drive-San Jose	Santa Clara	\$ 24,505		\$ 866	6/3/2021	12/3/2023

	Recipient	Project	Location	Grant Amount	Payments in 2023	Total Paid	Award Date	Completion Date or Expected
128	EAH Inc.	235 E. Dunne Avenue-Morgan Hill	Santa Clara	\$ 14,703		\$ 866	6/3/2021	12/3/2023
129	EAH Inc.	2738 Kollmar Avenue (Taylor Oaks)	Santa Clara	\$ 30,740			9/23/2022	4/7/2025
130	EAH Inc.	355 Race Street-San Jose	Santa Clara	\$ 24,505		\$ 866	6/3/2021	12/3/2023
131	EAH Inc.	37 Miwok Way-Mill Valley	Marin	\$ 18,850		\$ 384	10/21/2021	4/21/2024
132	EAH Inc.	4838 East Laurel Ave. (Arbor Court)	Fresno	\$ 15,480			9/23/2022	4/7/2025
133	EAH Inc.	500 W. Linwood Ave Phase I (Avena Bella I)	Stanislaus	\$ 23,180			9/23/2022	4/7/2025
134	EAH Inc.	500 W. Linwood Ave Phase II (Avena Bella II)	Stanislaus	\$ 23,180			9/23/2022	4/7/2025
135	EAH Inc.	5004 Hartnett Ave. (Crescent Park)	Contra Costa	\$ 38,560			9/23/2022	4/7/2025
136	EAH Inc.	5450 DeMarcus Blvd. (Camellia Place)	Alameda	\$ 38,587			9/23/2022	4/7/2025
137	EAH Inc.	600 A Street P.O. Box 1055-Pt. Reyes Station	Marin	\$ 9,048		\$ 866	6/3/2021	12/3/2023
138	EAH Inc.	605 Willow Road-Menlo Park	Santa Clara	\$ 22,243		\$ 384	10/21/2021	4/21/2024
139	EAH Inc.	638 21st Street -Oakland	Alameda	\$ 18,773		\$ 3,824	8/6/2021	2/6/2024
140	EAH Inc.	875 N. 10th Street (Cornerstone at Japantown)	Santa Clara	\$ 30,740			9/23/2022	4/7/2025
141	EAH Inc.	990 College Ave.-St. Helena	Sonoma	\$ 24,505		\$ 866	6/3/2021	12/3/2023
142	EAH Inc.	Eastern Park Apartments Digital Literacy	San Francisco	\$ 19,856			6/3/2021	8/21/2024
143	EAH Inc.	Estrella Vista	Alameda	\$ 24,505	\$ 14,966	\$ 19,827	9/11/2020	3/11/2024
144	EAH Inc.	Fellowship Plaza	Santa Clara	\$ 24,505	\$ 21,782	\$ 24,505	9/11/2020	3/1/2023
145	EAH Inc.	Mackey Terrace	Marin	\$ 18,850	\$ 13,723	\$ 15,850	9/11/2020	3/11/2024
146	EAH Inc.	Markham Plaza I	Santa Clara	\$ 24,505	\$ 17,857	\$ 20,580	9/11/2020	3/11/2024

	Recipient	Project	Location	Grant Amount	Payments in 2023	Total Paid	Award Date	Completion Date or Expected
147	EAH Inc.	Markham Plaza II	Santa Clara	\$ 24,505	\$ 16,902	\$ 19,625	9/11/2020	3/11/2024
148	EAH Inc.	Town Park Towers Digital Literacy	Santa Clara	\$ 19,856			6/3/2021	2/28/2024
149	EAH Inc.	Western Park Apartments Digital Literacy	San Francisco	\$ 19,856			6/3/2021	4/1/2024
150	Eden Housing, Inc.	Alta Mira Family	Alameda	\$ 27,619	\$ 14,090	\$ 24,796	7/12/2019	3/31/2023
151	Eden Housing, Inc.	Ashland Village	Alameda	\$ 31,419	\$ 1,658	\$ 15,577	7/12/2019	3/31/2023
152	Eden Housing, Inc.	Cambrian Center	Santa Clara	\$ 34,143	\$ 4,717	\$ 20,963	7/12/2019	3/31/2023
153	Eden Housing, Inc.	Central	Contra Costa	\$ 54,676			9/23/2022	4/4/2025
154	Eden Housing, Inc.	East Bluff	Contra Costa	\$ 30,965	\$ 1,470	\$ 17,409	7/12/2019	3/31/2023
155	Eden Housing, Inc.	Eden Issei Terrace	Alameda	\$ 25,023	\$ 6,000	\$ 20,574	7/12/2019	3/31/2023
156	Eden Housing, Inc.	Eden Lodge	Alameda	\$ 32,554	\$ 5,812	\$ 17,858	7/12/2019	3/31/2023
157	Eden Housing, Inc.	Eden Palms	Santa Clara	\$ 48,217	\$ 2,072	\$ 15,982	7/12/2019	3/31/2023
158	Eden Housing, Inc.	Estabrook Place	Alameda	\$ 17,933	\$ 1,229	\$ 12,097	7/12/2019	3/31/2023
159	Eden Housing, Inc.	Ford Road Plaza	Santa Clara	\$ 29,376	\$ 1,031	\$ 11,230	7/12/2019	3/31/2023
160	Eden Housing, Inc.	Fremont	Alameda	\$ 43,158			9/23/2022	4/4/2025
161	Eden Housing, Inc.	Hayward	Alameda	\$ 65,392			9/23/2022	4/4/2025
162	Eden Housing, Inc.	North Bay	Marin	\$ 60,403			9/23/2022	4/4/2025
163	Eden Housing, Inc.	Rivertown Place	Contra Costa	\$ 25,732	\$ 414	\$ 14,346	7/12/2019	3/31/2023

	Recipient	Project	Location	Grant Amount	Payments in 2023	Total Paid	Award Date	Completion Date or Expected
164	Eden Housing, Inc.	San Diego	San Diego	\$ 78,760			9/23/2022	4/4/2025
165	Eden Housing, Inc.	San Jose	Santa Clara	\$ 75,152			9/23/2022	4/4/2025
166	Eden Housing, Inc.	Tri-Valley	Alameda	\$ 64,707			9/23/2022	4/4/2025
167	Eden Housing, Inc.	Virginia Lane	Contra Costa	\$ 30,057	\$ 3,730	\$ 19,233	7/12/2019	3/31/2023
168	Empowering Success Now	Bilingual Digital Literacy	San Bernardino	\$ 78,397		\$ 78,397	12/31/2018	6/30/2022
169	EngAGE, Inc. (formerly More than Shelter for Seniors)	EngAGE in Digital Literacy - Cotton's Point Senior Apartments	Orange	\$ 11,608	\$ 5,983	\$ 5,983	6/5/2020	12/5/2023
170	EngAGE, Inc. (formerly More than Shelter for Seniors)	EngAGE in Digital Literacy - Olivera Senior Apartments	Los Angeles	\$ 12,372	\$ 5,184	\$ 5,184	6/5/2020	12/5/2023
171	EngAGE, Inc. (formerly More than Shelter for Seniors)	EngAGE in Technology	Los Angeles	\$ 15,272	\$ 5,433	\$ 5,433	9/11/2020	3/11/2024
172	EngAGE, Inc. (formerly More than Shelter for Seniors)	EngAGE in Technology (Long Beach Senior Arts Colony)	Los Angeles	\$ 14,889	\$ 4,581	\$ 4,581	9/11/2020	3/11/2024
173	Episcopal Community Services of San Francisco	1180 4th Street: Digital Literacy in Supportive Housing	San Francisco	\$ 14,180	\$ 2,315	\$ 3,884	7/12/2019	7/31/2023
174	Episcopal Community Services of San Francisco	Auburn and Minna-Lee: Digital Literacy in Supportive Housing	San Francisco	\$ 10,635	\$ 3,109	\$ 5,768	7/12/2019	7/31/2023
175	Episcopal Community Services of San Francisco	The Alder: Digital Literacy in Supportive Housing	San Francisco	\$ 15,953	\$ 4,675	\$ 7,939	7/12/2019	7/31/2023
176	Episcopal Community Services of San Francisco	The Crosby: Digital Literacy in Supportive Housing	San Francisco	\$ 17,725	\$ 3,188	\$ 4,388	7/12/2019	7/31/2023
177	Episcopal Community Services of San Francisco	The Elm: Digital Literacy in Supportive Housing	San Francisco	\$ 10,635	\$ 558	\$ 1,871	7/12/2019	7/31/2023
178	Episcopal Community Services of San Francisco	The Henry: Digital Literacy in Supportive Housing	San Francisco	\$ 14,180	\$ 1,229	\$ 3,357	7/12/2019	7/31/2023
179	Episcopal Community Services of San Francisco	The Mentone: Digital Literacy in Supportive Housing	San Francisco	\$ 14,180	\$ 1,475	\$ 3,037	7/12/2019	7/31/2023
180	Episcopal Community Services of San Francisco	The Rose and Hillsdale: Digital Literacy in Supportive Housing	San Francisco	\$ 7,090	\$ 3,656	\$ 5,429	7/12/2019	7/31/2023

	Recipient	Project	Location	Grant Amount	Payments in 2023	Total Paid	Award Date	Completion Date or Expected
181	EveryoneOn	Digital Connections Bay Area	Alameda, Contra Costa	\$ 117,770			4/3/2023	10/4/2025
182	EveryoneOn	Digital Connections Bay Area	Santa Clara	\$ 117,770			11/16/2023	5/30/2026
183	EveryoneOn	Digital Connections Central Los Angeles	Los Angeles	\$ 87,115			4/3/2023	10/4/2025
184	EveryoneOn	Digital Connections Los Angeles	Los Angeles	\$ 83,825			4/3/2023	10/4/2025
185	EveryoneOn	EveryoneOn Call Center	Los Angeles	\$ 70,300			4/3/2023	10/4/2025
186	EveryoneOn	Opportunity Connect	Los Angeles	\$ 32,154			6/3/2021	3/3/2024
187	EveryoneOn	Opportunity Connect	Los Angeles	\$ 33,615	\$ 22,946	\$ 22,946	9/11/2020	3/11/2024
188	EveryoneOn	Opportunity Connect	Ventura	\$ 28,936			6/5/2020	6/5/2024
189	EveryoneOn	Opportunity Connect	Santa Clara	\$ 33,615			9/11/2020	3/11/2024
190	EveryoneOn	Opportunity Connection	San Joaquin	\$ 32,888			12/31/2019	12/31/2023
191	Felton Institute dba Family Service Agency of San Francisco	Expanding Digital Literacy for the Aging	San Francisco	\$ 71,764		\$ 2,460	6/3/2021	12/3/2023
192	Felton Institute dba Family Service Agency of San Francisco	Expanding Digital Literacy for the Aging	San Francisco	\$ 99,653			9/23/2022	4/5/2025
193	Felton Institute dba Family Service Agency of San Francisco	The Tech Squad: Connecting Our Disconnected Seniors	San Francisco	\$ 99,715	\$ 66,582	\$ 91,368	10/19/2020	12/31/2022
194	First Community Housing	Access for All - Campbell	Santa Clara	\$ 25,233		\$ 6,231	12/31/2019	6/30/2023
195	First Community Housing	Access for All - Morgan Hill	Santa Clara	\$ 27,503		\$ 4,751	12/31/2019	6/30/2023
196	First Community Housing	Access for All - Mountain View	Santa Clara	\$ 9,019		\$ 4,239	12/31/2019	6/30/2023
197	First Community Housing	Access for All - Redwood City	San Mateo	\$ 17,969		\$ 4,251	12/31/2019	6/30/2023
198	First Community Housing	Access for All - San Jose 1	Santa Clara	\$ 10,835		\$ 3,408	12/31/2019	6/30/2023
199	First Community Housing	Access for All - San Jose 2	Santa Clara	\$ 35,448		\$ 5,714	12/31/2019	6/30/2023

	Recipient	Project	Location	Grant Amount	Payments in 2023	Total Paid	Award Date	Completion Date or Expected
200	Geeks Without Frontiers	San Jose ON	Santa Clara	\$ 142,409			11/16/2023	6/11/2026
201	Go Public Schools Fresno	Fresno Coalition for Digital Inclusion: Go Public Schools Fresno Project	Fresno	\$ 150,000			9/23/2022	4/24/2025
202	Goodwill of Silicon Valley	Digital Inclusion Program	Santa Clara	\$ 88,400		\$ 66,300	9/11/2020	9/11/2022
203	Great Beginnings for Black Babies, Inc.	GBBB Healthy Mom's and Babies Program	Los Angeles	\$ 135,625			6/29/2023	2/7/2026
204	Great Harvest Community Center	Adelanto Elementary District	San Bernardino	\$ 75,300		\$ 11,903	9/23/2022	4/3/2025
205	Great Harvest Community Center	Alta Loma District	San Bernardino	\$ 74,350		\$ 11,903	9/23/2022	4/3/2025
206	Great Harvest Community Center	Apple Valley Unified District	San Bernardino	\$ 75,450		\$ 11,903	9/23/2022	4/3/2025
207	Great Harvest Community Center	ARPA_29Palms_92277	San Bernardino	\$ 73,062			11/16/2023	5/17/2026
208	Great Harvest Community Center	ARPA_Adelanto_92301	San Bernardino	\$ 28,567			11/16/2023	5/17/2026
209	Great Harvest Community Center	ARPA_Apple Valley_92307-08	San Bernardino	\$ 11,472			11/16/2023	5/17/2026
210	Great Harvest Community Center	ARPA_Barstow_92311	San Bernardino	\$ 23,815			11/16/2023	5/17/2026
211	Great Harvest Community Center	ARPA_Big Bear City_92314	San Bernardino	\$ 46,154			11/16/2023	5/17/2026
212	Great Harvest Community Center	ARPA_Big Bear Lk_92315	San Bernardino	\$ 19,927			11/16/2023	5/17/2026
213	Great Harvest Community Center	ARPA_Chino Hills_91709	San Bernardino	\$ 70,500			11/16/2023	5/17/2026
214	Great Harvest Community Center	ARPA_Chino_91710	San Bernardino	\$ 44,953			11/16/2023	5/17/2026
215	Great Harvest Community Center	ARPA_Colton_92324	San Bernardino	\$ 60,769			11/16/2023	5/17/2026

	Recipient	Project	Location	Grant Amount	Payments in 2023	Total Paid	Award Date	Completion Date or Expected
216	Great Harvest Community Center	ARPA_Fontana_92335	San Bernardino	\$ 66,590			11/16/2023	5/17/2026
217	Great Harvest Community Center	ARPA_Fontana_92336	San Bernardino	\$ 66,590			11/16/2023	5/17/2026
218	Great Harvest Community Center	ARPA_Fontana_92337	San Bernardino	\$ 66,590			11/16/2023	5/17/2026
219	Great Harvest Community Center	ARPA_Hesperia_92345	San Bernardino	\$ 69,276			11/16/2023	5/17/2026
220	Great Harvest Community Center	ARPA_Highland_92346	San Bernardino	\$ 59,317			11/16/2023	5/17/2026
221	Great Harvest Community Center	ARPA_LomaLinda_92354	San Bernardino	\$ 44,690			11/16/2023	5/17/2026
222	Great Harvest Community Center	ARPA_Montclair_91763	San Bernardino	\$ 49,176			11/16/2023	5/17/2026
223	Great Harvest Community Center	ARPA_Ontario_91761	San Bernardino	\$ 72,198			11/16/2023	5/17/2026
224	Great Harvest Community Center	ARPA_Ontario_91762	San Bernardino	\$ 72,198			11/16/2023	5/17/2026
225	Great Harvest Community Center	ARPA_Ontario_91764	San Bernardino	\$ 63,884			11/16/2023	5/17/2026
226	Great Harvest Community Center	ARPA_RanchoCuc_91701	San Bernardino	\$ 18,430			11/16/2023	5/17/2026
227	Great Harvest Community Center	ARPA_RanchoCuc_91730	San Bernardino	\$ 18,430			11/16/2023	5/17/2026
228	Great Harvest Community Center	ARPA_RanchoCuc_91737	San Bernardino	\$ 18,430			11/16/2023	5/17/2026
229	Great Harvest Community Center	ARPA_RanchoCuc_91739	San Bernardino	\$ 18,430			11/16/2023	5/17/2026
230	Great Harvest Community Center	ARPA_Redlands_92373	San Bernardino	\$ 72,198			11/16/2023	5/17/2026

	Recipient	Project	Location	Grant Amount	Payments in 2023	Total Paid	Award Date	Completion Date or Expected
231	Great Harvest Community Center	ARPA_Rialto_92376	San Bernardino	\$ 55,647			11/16/2023	5/17/2026
232	Great Harvest Community Center	ARPA_Rialto_92377	San Bernardino	\$ 55,647			11/16/2023	5/17/2026
233	Great Harvest Community Center	ARPA_Snbrndo_92404	San Bernardino	\$ 43,090			11/16/2023	5/17/2026
234	Great Harvest Community Center	ARPA_Snbrndo_92405	San Bernardino	\$ 55,866			11/16/2023	5/17/2026
235	Great Harvest Community Center	ARPA_Snbrndo_92407	San Bernardino	\$ 55,866			11/16/2023	5/17/2026
236	Great Harvest Community Center	ARPA_Snbrndo_92408	San Bernardino	\$ 55,866			11/16/2023	5/17/2026
237	Great Harvest Community Center	ARPA_Snbrndo_92411	San Bernardino	\$ 55,866			11/16/2023	5/17/2026
238	Great Harvest Community Center	ARPA_Upland_91784	San Bernardino	\$ 29,647			11/16/2023	5/17/2026
239	Great Harvest Community Center	ARPA_Upland_91786	San Bernardino	\$ 29,447			11/16/2023	5/17/2026
240	Great Harvest Community Center	ARPA_Victorville_92392	San Bernardino	\$ 40,462			11/16/2023	5/17/2026
241	Great Harvest Community Center	ARPA_Victorville_92394	San Bernardino	\$ 39,462			11/16/2023	5/17/2026
242	Great Harvest Community Center	ARPA_Yucaipa_92399	San Bernardino	\$ 58,305			11/16/2023	5/17/2026
243	Great Harvest Community Center	ARPA_YuccaValley_92284	San Bernardino	\$ 52,315			11/16/2023	5/17/2026
244	Great Harvest Community Center	Barstow Unified District	San Bernardino	\$ 76,440		\$ 11,903	9/23/2022	4/3/2025
245	Great Harvest Community Center	Bear Valley Unified District	San Bernardino	\$ 75,450		\$ 11,903	9/23/2022	4/3/2025
246	Great Harvest Community Center	Central School District	San Bernardino	\$ 73,600		\$ 11,903	9/23/2022	4/3/2025

	Recipient	Project	Location	Grant Amount	Payments in 2023	Total Paid	Award Date	Completion Date or Expected
247	Great Harvest Community Center	Chaffey Joint Union High School	San Bernardino	\$ 74,600		\$ 11,903	9/23/2022	4/3/2025
248	Great Harvest Community Center	Chino Valley Unified District	San Bernardino	\$ 74,700		\$ 11,903	9/23/2022	4/3/2025
249	Great Harvest Community Center	Colton Joint Unified District	San Bernardino	\$ 73,400		\$ 11,903	9/23/2022	4/3/2025
250	Great Harvest Community Center	Cucamonga District	San Bernardino	\$ 74,400		\$ 11,903	9/23/2022	4/3/2025
251	Great Harvest Community Center	Etiwanda District	San Bernardino	\$ 74,050		\$ 11,903	9/23/2022	4/3/2025
252	Great Harvest Community Center	Fontana Unified District	San Bernardino	\$ 73,800		\$ 11,903	9/23/2022	4/3/2025
253	Great Harvest Community Center	Helendale District	San Bernardino	\$ 75,300		\$ 11,903	9/23/2022	4/3/2025
254	Great Harvest Community Center	Hesperia Unified District	San Bernardino	\$ 74,900		\$ 11,903	9/23/2022	4/3/2025
255	Great Harvest Community Center	Lucerne Valley Un District	San Bernardino	\$ 75,400		\$ 11,903	9/23/2022	4/3/2025
256	Great Harvest Community Center	Morongo Unified District	San Bernardino	\$ 77,200		\$ 11,903	9/23/2022	4/3/2025
257	Great Harvest Community Center	Mountain View District	San Bernardino	\$ 74,400		\$ 11,903	9/23/2022	4/3/2025
258	Great Harvest Community Center	Ontario-Montclair District	San Bernardino	\$ 74,350		\$ 11,903	9/23/2022	4/3/2025
259	Great Harvest Community Center	Oro Grande District	San Bernardino	\$ 75,000		\$ 11,903	9/23/2022	4/3/2025
260	Great Harvest Community Center	Redlands Unified District	San Bernardino	\$ 74,050		\$ 11,903	9/23/2022	4/3/2025
261	Great Harvest Community Center	Rialto Unified District	San Bernardino	\$ 73,100		\$ 11,903	9/23/2022	4/3/2025
262	Great Harvest Community Center	Rim of World Un District	San Bernardino	\$ 74,550		\$ 11,903	9/23/2022	4/3/2025
263	Great Harvest Community Center	San Bernardino City Un District	San Bernardino	\$ 73,200		\$ 11,903	9/23/2022	4/3/2025

	Recipient	Project	Location	Grant Amount	Payments in 2023	Total Paid	Award Date	Completion Date or Expected
264	Great Harvest Community Center	SBVC Valley College CalWORKs	San Bernardino	\$ 81,700		\$ 19,403	9/23/2022	4/3/2025
265	Great Harvest Community Center	Silver Valley Unified District	San Bernardino	\$ 76,100		\$ 11,903	9/23/2022	4/3/2025
266	Great Harvest Community Center	Snowline Joint Unified District	San Bernardino	\$ 74,000		\$ 11,903	9/23/2022	4/3/2025
267	Great Harvest Community Center	Upland Unified District	San Bernardino	\$ 74,000		\$ 11,903	9/23/2022	4/3/2025
268	Great Harvest Community Center	Victor Elementary District	San Bernardino	\$ 75,000		\$ 11,903	9/23/2022	4/3/2025
269	Great Harvest Community Center	Victor Valley Joint Un District	San Bernardino	\$ 74,900		\$ 11,903	9/23/2022	4/3/2025
270	Great Harvest Community Center	Yucaipa-Calimesa Joint District	San Bernardino	\$ 74,450		\$ 11,903	9/23/2022	4/3/2025
271	Hamilton Families	Family Digital Literacy	San Francisco	\$ 24,310		\$ 6,936	9/11/2020	9/20/2023
272	Hamilton Families	Family Digital Literacy	San Francisco	\$ 24,310		\$ 6,967	9/11/2020	9/20/2023
273	Hamilton Families	Family Digital Literacy	Contra Costa	\$ 24,823	\$ 2,423	\$ 13,479	9/11/2020	11/30/2022
274	Hartnell College	Digital Literacy in Castroville	Monterey	\$ 60,402	\$ 31,230	\$ 39,234	12/31/2018	7/30/2022
275	Hartnell College	Digital Literacy in King City	Monterey	\$ 59,127	\$ 53,020	\$ 57,059	12/31/2018	6/30/2023
276	HomeRise (Community Housing Partnership)	Hotel Essex: Digital Literacy in Supportive Housing	San Francisco	\$ 14,180		\$ 2,491	7/3/2020	6/24/2024
277	HomeRise (Community Housing Partnership)	The Senator Hotel: Digital Literacy in Supportive Housing	San Francisco	\$ 14,180		\$ 1,989	6/5/2020	6/24/2024
278	Housing Authority of the City of Fresno	Southeast Cedar Courts	Fresno	\$ 57,598			4/3/2023	10/10/2025

	Recipient	Project	Location	Grant Amount	Payments in 2023	Total Paid	Award Date	Completion Date or Expected
279	Housing Authority of the City of Fresno	Southwest Fresno - Legacy Commons	Fresno	\$ 57,598			4/3/2023	10/10/2025
280	Housing Authority of the City of Fresno	Tech Camp Senior Edition - County West	Fresno	\$ 48,275			4/3/2023	10/10/2025
281	Human Good: Piedmont Gardens	Piedmont Gardens Digital Literacy	Alameda	\$ 13,643		\$ 3,362	7/9/2020	1/9/2024
282	human-I-T	human-I-T Connect	Statewide	\$ 708,560	\$ 342,000	\$ 342,000	6/3/2021	12/3/2023
283	human-I-T	human-I-T Connect	Statewide	\$ 750,525		\$ 750,525	9/17/2019	12/31/2020
284	human-I-T	human-I-T Connect (130 Pine Ave)	Los Angeles	\$ 68,138		\$ 27,695	9/27/2019	3/31/2024
285	human-I-T	human-I-T Connect (200 Spring St.)	Los Angeles	\$ 68,138		\$ 27,695	9/27/2019	3/31/2024
286	human-I-T	human-I-T Connect (4525 Sheila St.)	Los Angeles	\$ 68,138		\$ 27,695	9/27/2019	3/31/2024
287	human-I-T	Human-I-T Connect Los Angeles County	Los Angeles	\$ 2,050,000			4/27/2023	11/15/2025
288	iFoster, Inc.	Digital Literacy for Foster Youth	Statewide	\$ 539,247	\$ 86,888	\$ 221,700	2/27/2020	8/27/2023
289	Inglewood Public Library - Children's Services	Inglewood Public Library Digital Literacy Project	Los Angeles	\$ 19,412		\$ 19,412	12/31/2018	6/1/2021
290	Insure the Uninsured Project	California Health Programs Beneficiaries: ACP Outreach and Enrollment	Alameda, Fresno, Inyo, Kern, Kings, Los Angeles, Madera, Mariposa, Merced, Mono, Sacramento, San Joaquin, Stanislaus, Tulare, Tuolumne	\$ 1,230,000			4/27/2023	11/17/2025

	Recipient	Project	Location	Grant Amount	Payments in 2023	Total Paid	Award Date	Completion Date or Expected
291	International Children Assistance Network	California Get Connected Collaborative - ICAN	Santa Clara	\$ 1,680			9/23/2022	3/30/2025
292	International Children Assistance Network	California Get Connected Collaborative - ICAN (1)	Santa Clara	\$ 87,899			9/23/2022	3/30/2025
293	International Rescue Committee - San Jose Office	Digital Literacy for New Americans: Digital Inclusion for School and Careers (DISC)	Santa Clara	\$ 110,841			4/3/2023	10/11/2025
294	Library Foundation of Los Angeles	Cybernauts at LAPL	Los Angeles	\$ 97,750	\$ 51,928	\$ 97,750	7/12/2019	12/31/2022
295	Loaves, Fishes & Computers	Loaves, Fishes & Computers: Advancing the Community with Digital Equity	Monterey	\$ 139,999			11/16/2023	6/12/2026
296	Lutheran Social Services (LSS) of Northern California	Mosaica Family Apts: Improving Lives Through Digital Literacy and Access	San Francisco	\$ 23,992		\$ 5,998	9/11/2020	3/11/2024
297	Lutheran Social Services (LSS) of Northern California	Transition Age Youth Digital Literacy and Job Readiness Training in Sacramento	Sacramento	\$ 11,230			9/11/2020	3/11/2024
298	Monument Impact	Conectate y Avanza (Connect and Advance)	Contra Costa	\$ 74,803		\$ 70,135	6/5/2020	9/30/2021
299	Monument Impact	Conectate y Avanza (Connect and Advance)	Contra Costa	\$ 84,297		\$ 82,967	12/31/2018	12/15/2019
300	Nevada County Community Library	Public Access Upgrade - Penn Valley Library	Nevada	\$ 23,152		\$ 22,654	12/31/2018	6/30/2022
301	Nevada County Community Library	Public Access Upgrade - Truckee Library	Nevada	\$ 19,403		\$ 18,667	12/31/2018	6/30/2022
302	Nevada County Community Library	Public Access Upgrade, Grass Valley Library	Nevada	\$ 23,152		\$ 20,589	12/31/2018	6/30/2022
303	Nevada County Community Library	Public Access Upgrade, Madelyn Helling Library	Nevada	\$ 20,075		\$ 19,552	12/31/2018	6/30/2022

	Recipient	Project	Location	Grant Amount	Payments in 2023	Total Paid	Award Date	Completion Date or Expected
304	Newstart Housing Corporation	Internet for all in Housing Project	Los Angeles	\$ 99,502			9/23/2022	4/3/2025
305	Nu Communications Alliance	Digital Literacy Project	Inyo	\$ 27,030			6/29/2023	1/30/2026
306	Oakland Adult and Career Education (OACE)	Mobile Classroom - Oakland Adult and Career Education (OACE)	Alameda	\$ 8,883		\$ 6,662	12/31/2018	9/30/2022
307	Oakland Adult and Career Education (OACE)	Oakland Adult and Career Learning (OACE) - Digital Literacy Instruction	Alameda	\$ 41,799			11/16/2023	6/7/2026
308	Oakland Tech Exchange	Tech Exchange: Call Center Broadband Signups - Alameda County	Alameda	\$ 134,250			12/14/2023	6/19/2026
309	Oakland Tech Exchange	Tech Exchange: Call Center Broadband Signups - Contra Costa County	Contra Costa	\$ 93,250			12/14/2023	6/19/2026
310	Oakland Tech Exchange	Tech Exchange: Call Center Broadband Signups - San Francisco County	San Francisco	\$ 72,750			12/14/2023	6/19/2026
311	Oakland Tech Exchange	Tech Exchange: Call Center Broadband Signups - San Mateo County	San Mateo	\$ 72,750			12/14/2023	6/19/2026
312	Oakland Tech Exchange	Tech Exchange: Call Center Broadband Signups - Santa Clara County	Santa Clara	\$ 113,750			12/14/2023	6/19/2026
313	Oakland Tech Exchange	Tech Exchange: Call Center Broadband Signups - Solano County	Solano	\$ 93,250			12/14/2023	6/19/2026
314	Oakland Tech Exchange	Tech Exchange: Digital Literacy - Alameda County Housing Sites	Alameda	\$ 104,395			12/14/2023	6/19/2026
315	Oakland Tech Exchange	Tech Exchange: Digital Literacy - Alameda County Libraries	Alameda	\$ 104,395			12/14/2023	6/19/2026
316	Oakland Tech Exchange	Tech Exchange: Digital Literacy - San Mateo County Housing Sites	San Mateo	\$ 104,395			12/14/2023	6/19/2026

	Recipient	Project	Location	Grant Amount	Payments in 2023	Total Paid	Award Date	Completion Date or Expected
317	Oakland Tech Exchange	Tech Exchange: Digital Literacy - San Mateo County Libraries	San Mateo	\$ 104,395			12/14/2023	6/19/2026
318	Oakland Tech Exchange	Tech Exchange: Digital Literacy - Solano County Housing Sites	Solano	\$ 104,395			12/14/2023	6/19/2026
319	Oakland Tech Exchange	Tech Exchange: Digital Literacy - Solano County Libraries	Solano	\$ 104,395			12/14/2023	6/19/2026
320	Oakland Tech Exchange	Tech Exchange: Oakland Broadband Access at the TecHub 2023-24	Alameda	\$ 150,000			12/14/2023	6/19/2026
321	Oakland Unified School District	Get Connected Oakland- OUSD District 1 High Schools	Alameda	\$ 8,737		\$ 5,833	7/12/2019	12/31/2020
322	Oakland Unified School District	Get Connected Oakland- OUSD District 2 High Schools	Alameda	\$ 9,854		\$ 7,953	7/12/2019	12/31/2020
323	Oakland Unified School District	Get Connected Oakland- OUSD District 3 High Schools	Alameda	\$ 3,171		\$ 2,377	7/12/2019	12/31/2020
324	Oakland Unified School District	Get Connected Oakland- OUSD District 5 High Schools	Alameda	\$ 47,655		\$ 36,738	12/31/2018	6/30/2020
325	Oakland Unified School District	Get Connected Oakland- OUSD District 6 High Schools	Alameda	\$ 47,655		\$ 36,238	12/31/2018	6/30/2020
326	Oakland Unified School District	Get Connected Oakland- OUSD District 7 High Schools	Alameda	\$ 47,647		\$ 34,930	12/31/2018	6/30/2020
327	Opportunity Junction	Technology Center	Contra Costa	\$ 39,243		\$ 39,243	12/31/2018	4/18/2022
328	Parent Institute for Quality Education (PIQE)	Fresno Coalition for Digital Inclusion: PIQE Project	Fresno	\$ 144,000			9/23/2022	3/26/2025
329	Parent, Family Engagement and Community Services, Inc.	Community Digital Literacy	Los Angeles	\$ 82,890	\$ 53,401	\$ 65,201	12/31/2019	10/31/2023

	Recipient	Project	Location	Grant Amount	Payments in 2023	Total Paid	Award Date	Completion Date or Expected
330	Parent, Family Engagement and Community Services, Inc.	El Monte, CA Community Digital Literacy	Los Angeles	\$ 52,028	\$ 15,073	\$ 22,603	12/31/2019	12/31/2022
331	Parent, Family Engagement and Community Services, Inc.	Fullerton, CA Community Digital Literacy	Orange	\$ 52,028	\$ 32,624	\$ 40,653	12/31/2019	12/31/2022
332	Parent, Family Engagement and Community Services, Inc.	Montebello, CA Community Digital Literacy	Los Angeles	\$ 52,028	\$ 25,078	\$ 37,723	12/31/2019	12/31/2022
333	Parent, Family Engagement and Community Services, Inc.	Wilmington, CA Community Digital Literacy	Los Angeles	\$ 52,028	\$ 38,275	\$ 48,070	12/31/2019	12/31/2022
334	Prosperity Lab	Digital Equity Lab	Santa Clara	\$ 80,113			9/23/2022	4/20/2025
335	Reading and Beyond	RaB Broadband Access (Mosqueda)	Fresno	\$ 40,472	\$ 25,492	\$ 27,967	12/31/2018	8/31/2022
336	Reading and Beyond	RaB Broadband Access 1.0 (N Location)	Fresno	\$ 40,472	\$ 5,636	\$ 8,897	12/31/2018	8/31/2022
337	Reading and Beyond	RaB Digital Literacy 1.0 (Mosqueda)	Fresno	\$ 73,639	\$ 2,524	\$ 7,306	12/31/2018	8/31/2022
338	Reading and Beyond	RaB Digital Literacy 1.0 (N Location)	Fresno	\$ 73,639	\$ 1,917	\$ 7,944	12/31/2018	8/31/2022
339	REDWOOD CITY LIBRARY FOUNDATION	DLP/Redwood City Main Library	San Mateo	\$ 79,488		\$ 34,410	7/12/2019	12/31/2022
340	REDWOOD CITY LIBRARY FOUNDATION	Redwood City Main Library	San Mateo	\$ 22,747	\$ 10,805	\$ 18,697	7/12/2019	12/31/2022
341	Riverside County Information Technology Services	Central Riverside County ACP Outreach Call Center Project	Riverside	\$ 150,000			11/16/2023	5/16/2026
342	Riverside County Information Technology Services	Eastern Riverside County ACP Outreach Call Center Project	Riverside	\$ 150,000			11/16/2023	5/16/2026

	Recipient	Project	Location	Grant Amount	Payments in 2023	Total Paid	Award Date	Completion Date or Expected
343	Riverside County Information Technology Services	Northwestern Riverside County ACP Outreach Call Center Project	Riverside	\$ 150,000			11/16/2023	5/16/2026
344	Riverside County Information Technology Services	Southern Riverside County ACP Outreach Call Center Project	Riverside	\$ 150,000			11/16/2023	5/16/2026
345	Sacramento Zoroastrian Association	Sacramento Zoroastrian Association DL	Sacramento	\$ 149,099			11/16/2023	5/27/2026
346	Sacred Heart Community Service	Digital Inclusion- Literacy workshops	Santa Clara	\$ 147,000			4/3/2023	10/3/2025
347	Sacred Heart Community Service	Sacred Heart Community Service BA	Santa Clara	\$ 227,850			12/14/2023	6/16/2026
348	San Diego Association of Governments (SANDAG)	SANDAG Get Connected Program	San Diego	\$ 150,000			9/23/2022	4/4/2025
349	San Diego Futures Foundation	SDFP Digital Literacy Program	San Diego	\$ 98,992	\$ 72,491	\$ 82,596	7/12/2019	12/31/2022
350	Santa Barbara Partners in Education	Santa Barbara Partners in Education Computers for Families	Santa Barbara	\$ 108,000			11/16/2023	5/30/2026
351	Satellite Affordable Housing Associates	Satellite St. Andrew's Manor, LLC, and 3268 San Pablo, LP	Alameda	\$ 50,000	\$ 10,022	\$ 10,022	9/23/2022	3/26/2025
352	ScholarMatch	Project Connect	San Francisco	\$ 94,963		\$ 94,963	12/31/2018	6/30/2020
353	Self-Help Enterprises (SHE)	Almond Court	San Joaquin	\$ 22,325	\$ 450	\$ 12,072	7/12/2019	12/22/2022
354	Self-Help Enterprises (SHE)	Goshen Village	Tulare	\$ 32,251	\$ 10,029	\$ 22,328	7/12/2019	12/22/2022
355	Self-Help Enterprises (SHE)	Parksdale Village 2	Madera	\$ 26,579	\$ 2,262	\$ 16,146	7/12/2019	12/22/2022

	Recipient	Project	Location	Grant Amount	Payments in 2023	Total Paid	Award Date	Completion Date or Expected
356	Self-Help Enterprises (SHE)	Sand Creek	Tulare	\$ 30,833	\$ 8,006	\$ 18,120	7/12/2019	12/22/2022
357	Shelter Care Resources	Shelter Care Resources DL	Ventura	\$ 72,564			11/16/2023	5/16/2026
358	Sigma Beta Xi, Inc.	Digital Divide Outreach	Riverside	\$ 59,883	\$ 12,496	\$ 59,883	12/31/2019	6/30/2023
359	Sikh Gurdwara San Jose	Gurdwara Digital Inclusion	Santa Clara	\$ 25,843			6/5/2020	12/5/2023
360	SoLa I CAN Foundation	SURGE: Technology & Entrepreneurship Development Center	Los Angeles	\$ 82,750		\$ 17,330	9/11/2020	3/11/2024
361	SoLa I CAN Foundation	SURGE: Technology & Entrepreneurship Development Center	Los Angeles	\$ 87,081		\$ 21,250	9/11/2020	3/11/2024
362	South Bay Center for Counseling	Digital Dreamers Program	Los Angeles	\$ 95,288			11/16/2023	5/17/2026
363	Southeast Community Development Corporation	Barrio Action Tech Center - Broadband Access	Los Angeles	\$ 41,650			6/5/2020	12/31/2024
364	Southeast Community Development Corporation	Barrio Action Tech Center - Digital Literacy	Los Angeles	\$ 72,640			6/5/2020	12/31/2024
365	Southeast Community Development Corporation	Bell Gardens Tech Center-Broadband Access	Los Angeles	\$ 41,650	\$ 41,097	\$ 41,097	6/5/2020	6/30/2022
366	Southeast Community Development Corporation	Bell Gardens Tech Center-Digital Literacy	Los Angeles	\$ 72,640	\$ 72,640	\$ 72,640	6/5/2020	6/30/2022
367	Southeast Community Development Corporation	Bell Tech Center-Broadband	Los Angeles	\$ 12,685		\$ 12,685	12/31/2018	6/30/2021
368	Southeast Community Development Corporation	Bell Tech Center-Digital Literacy	Los Angeles	\$ 83,466		\$ 83,466	12/31/2018	6/30/2021

	Recipient	Project	Location	Grant Amount	Payments in 2023	Total Paid	Award Date	Completion Date or Expected
369	Southeast Community Development Corporation	Cudahy Tech Center - Broadband Access	Los Angeles	\$ 41,650	\$ 29,138	\$ 29,138	6/5/2020	6/30/2022
370	Southeast Community Development Corporation	Cudahy Tech Center - Digital Literacy	Los Angeles	\$ 72,640	\$ 72,640	\$ 72,640	6/5/2020	6/30/2022
371	Southeast Community Development Corporation	Whittier Tech Center-Broadband Access	Los Angeles	\$ 12,685		\$ 12,685	12/31/2018	6/30/2021
372	Southeast Community Development Corporation	Whittier Tech Center-Digital Literacy	Los Angeles	\$ 83,466		\$ 77,708	12/31/2018	6/30/2021
373	Southside Senior Services Inc.	Digital Literacy Class and Computer Assistance at The Little House	Tuolumne	\$ 19,822			11/16/2023	6/1/2026
374	Southside Senior Services Inc.	Free Public Wi-Fi at The Little House	Tuolumne	\$ 61,160			11/16/2023	6/1/2026
375	Southwest Community Corporation/IT Bookman	I.T. Bookman Community Center Digital Literacy Program	San Francisco	\$ 45,460	\$ 11,365	\$ 11,365	4/3/2023	10/25/2025
376	Tabernacle Community Development Corporation	Westside Courts Digital Bridge	San Francisco	\$ 18,850		\$ 8,566	7/12/2019	1/12/2023
377	Tech Exchange (fiscally sponsored by Oakland Public Education Fund)	Tech Exchange: Call Center Broadband Signups	Alameda	\$ 51,250	\$ 51,250	\$ 51,250	9/23/2022	7/31/2023
378	Tech Exchange (fiscally sponsored by Oakland Public Education Fund)	Tech Exchange: Contra Costa County Digital Literacy- CCC Library	Contra Costa	\$ 76,000	\$ 30,000	\$ 30,000	4/3/2023	10/11/2025
379	Tech Exchange (fiscally sponsored by Oakland Public Education Fund)	Tech Exchange: Contra Costa County Digital Literacy- Community Sites	Contra Costa	\$ 76,000	\$ 30,000	\$ 30,000	4/3/2023	10/11/2025
380	Tech Exchange (fiscally sponsored by Oakland Public Education Fund)	Tech Exchange: Oakland Broadband Access at the Tech Hub	Alameda	\$ 116,000	\$ 112,820	\$ 112,820	9/23/2022	5/15/2023
381	Tech Exchange (fiscally sponsored by Oakland Public Education Fund)	Tech Exchange: Oakland Digital Literacy	Alameda	\$ 77,700	\$ 77,700	\$ 77,700	9/23/2022	9/30/2023

	Recipient	Project	Location	Grant Amount	Payments in 2023	Total Paid	Award Date	Completion Date or Expected
382	Tech Exchange (fiscally sponsored by Oakland Public Education Fund)	Tech Exchange: San Francisco Digital Literacy- Community Sites	San Francisco	\$ 38,039	\$ 15,000	\$ 15,000	4/3/2023	10/11/2025
383	Tech Exchange (fiscally sponsored by Oakland Public Education Fund)	Tech Exchange: San Francisco Digital Literacy- SF Public Library	San Francisco	\$ 38,039	\$ 15,000	\$ 15,000	4/3/2023	10/11/2025
384	Tech Exchange (fiscally sponsored by Oakland Public Education Fund)	Tech Exchange: San Jose Broadband Access at the new TechHub	Santa Clara	\$ 116,000			4/3/2023	10/11/2025
385	Tech Exchange (fiscally sponsored by Oakland Public Education Fund)	Tech Exchange: San Jose Digital Literacy	Santa Clara	\$ 135,400	\$ 65,758	\$ 65,758	9/23/2022	4/13/2025
386	Tech Exchange (fiscally sponsored by Oakland Public Education Fund)	Tech Hub	Alameda	\$ 97,750		\$ 97,750	12/31/2018	9/30/2021
387	Thai Community Development Center	Advancing Tech Equity	Los Angeles	\$ 150,000			4/27/2023	11/1/2025
388	The San Jose Public Library Foundation	Access San Jose	Santa Clara	\$ 46,320		\$ 46,320	9/11/2020	4/1/2022
389	The San Jose Public Library Foundation	Access San Jose	Santa Clara	\$ 68,803		\$ 56,231	9/11/2020	3/11/2024
390	United Ways of California	Connecting Californians to Affordable, High-Speed Internet	Statewide	\$ 1,414,725		\$ 391,111	9/12/2019	5/30/2024
391	Vermont Slauson Local Development Corporation	VSEDC Digital Project	Los Angeles	\$ 56,798		\$ 18,323	6/5/2020	12/5/2023
392	Vietnamese American Community Center of the East Bay (VACCEB)	Vietnamese Community Digital Equity	Alameda	\$ 109,081		\$ 93,600	3/19/2019	12/1/2021
393	Vietnamese Family Services Center	Vietnamese Internet Communication Technology (VICT) Project	San Francisco	\$ 77,700			11/16/2023	5/18/2026
394	VIETNAMESE VOLUNTARY FOUNDATION	VIVO Computer Training for Broadband Access	Santa Clara	\$ 64,793	\$ 19,871	\$ 50,519	9/11/2020	1/31/2023

	Recipient	Project	Location	Grant Amount	Payments in 2023	Total Paid	Award Date	Completion Date or Expected
395	VietRISE	VietRISE Technology Library Program	Orange	\$ 149,851			11/16/2023	5/29/2026
396	Vivalon	Vivalon Talking Tech	Marin	\$ 130,603			9/23/2022	3/27/2025
397	Westside Family Preservation Services Network	Fresno Coalition for Digital Inclusion: Westside Family Preservation Services Network Project	Fresno	\$ 133,500	\$ 11,790	\$ 11,790	4/27/2023	10/28/2025
398	Wintriss Technical Schools Inc. dba The League of Amazing Programmers	Gen-Connect Digital Literacy Project	San Diego	\$ 53,584			9/11/2020	3/11/2024
399	WISE & Healthy Aging	WISE Connections	Los Angeles	\$ 99,452	\$ 34,175	\$ 53,142	6/3/2021	4/30/2024
400	Women's Audio Mission	Girls on the Mic: Digital Literacy & Creative Technology Training	Greater Bay Area	\$ 99,803			11/16/2023	5/16/2026
401	Women's Audio Mission	Girls on the Mic: Digital Literacy & Technology Training for Girls	Alameda	\$ 77,550		\$ 77,550	12/31/2018	3/1/2021
402	YMCA of Greater Long Beach Community Development	Youth Institute - Tech Tutor	Los Angeles	\$ 62,335		\$ 53,483	7/12/2019	6/1/2022
TOTALS:				\$ 40,632,604	\$ 2,295,410	\$7,159,248		

Attachment E: Adoption Account Digital Literacy Projects Status as of December 2023

Note: All Digital Literacy projects listed are those approved since inception in 2018 up to December 30, 2023. Grantees were requested to report to the CPUC the expected benefits of each project up to and including CY 2023.

	Recipient	Project	Assumed Project Start Date*	Status	Number of New Broadband Subscriptions	Number of People Who Have Completed Training	Number of Projected Subscriptions per Project	Number of Projected Participants per Project
1	American GI Forum Education Foundation of Santa Maria, CA	CEP Digital Literacy, San Luis Obispo County	5/20/2024	Ongoing			30	100
2	American GI Forum Education Foundation of Santa Maria, CA	CEP Digital Literacy, Ventura County	5/20/2024	Ongoing			50	204
3	American GI Forum Education Foundation of Santa Maria, CA	Connect, Communicate, Color Your World! - CEP Schools, Santa Barbara County	5/20/2024	Ongoing			30	200
4	Anza Electric Cooperation, Inc.	Anza Electric Cooperative, Inc. Public Broadband Education Program	10/25/2023	Ongoing	5	40	45	75
5	Black Men Speak & Men of Color	Digital Health Program	4/4/2023	Completed	18	68	25	100
6	Black Men Speak & Men of Color	Digital Health Program	6/3/2024	Ongoing			25	100
7	Build Hope Inc	Bridging The Digital Divide For Los Angeles Affordable Housing Residents - Gonzaque Village	10/3/2023	Ongoing			25	80
8	Build Hope Inc	Bridging The Digital Divide For Los Angeles Affordable Housing Residents - Imperial Courts	10/3/2023	Ongoing			35	160
9	Build Hope Inc	Bridging The Digital Divide For Los Angeles Affordable Housing Residents - Jordon Downs	10/3/2023	Ongoing			40	176
10	Build Hope Inc	Bridging The Digital Divide For Los Angeles Affordable Housing Residents Nickerson	10/3/2023	Ongoing			20	224
11	Building A Generation	Digital Empowerment Program (DEP)	5/21/2024	Ongoing			135	315

	Recipient	Project	Assumed Project Start Date*	Status	Number of New Broadband Subscriptions	Number of People Who Have Completed Training	Number of Projected Subscriptions per Project	Number of Projected Participants per Project
12	Burbank Housing Management Corporation	Senior Connection Initiative - Bell Manor Sr. Apartments.	12/3/2021	Ongoing		50	15	50
13	Burbank Housing Management Corporation	Senior Connection Initiative - Cabernet Sr. Apartments	12/3/2021	Ongoing		5	2	10
14	Burbank Housing Management Corporation	Senior Connection Initiative - Charles Street Village	12/3/2021	Ongoing		24	8	30
15	Burbank Housing Management Corporation	Senior Connection Initiative - Fitch Mt. Sr. Apartments.	12/3/2021	Ongoing		40	5	40
16	Burbank Housing Management Corporation	Senior Connection Initiative - Oak Ridge Sr. Apartments	12/3/2021	Ongoing		11	5	20
17	Burbank Housing Management Corporation	Senior Connection Initiative - Park Land Sr. Apartments	12/3/2021	Ongoing		6	3	15
18	Burbank Housing Management Corporation	Senior Connection Initiative - Sonoma Creek Sr. Apartments	12/3/2021	Ongoing		15	5	20
19	Burbank Housing Management Corporation	Senior Connection Initiative - Village Green Sr. Apartments	12/3/2021	Ongoing		12	5	20
20	Burbank Housing Management Corporation	Senior Connection Initiative - Vinecrest Sr. Apartments.	12/3/2021	Completed		35	10	35
21	California Emerging Technology Fund	Get Connected! DigitalLearn - Pacific Coast	6/15/2024	Ongoing				200
22	California Emerging Technology Fund	Get Connected! DigitalLearn - Riverside County	6/15/2024	Ongoing				200
23	California Emerging Technology Fund	Get Connected! DigitalLearn - South Bay and Gateway Cities of Los Angeles County	6/15/2024	Ongoing				200
24	California State University, Fresno Foundation	Fresno State Parent University - Del Norte County	4/21/2023	Ongoing	1		30	300
25	California State University, Fresno Foundation	Fresno State Parent University - FRESNO COUNTY	6/30/2019	Completed	71	51	40	160
26	California State University, Fresno Foundation	Fresno State Parent University - FRESNO COUNTY	12/5/2020	Ongoing	20	386	30	240
27	California State University, Fresno Foundation	Fresno State Parent University - Glenn County	4/21/2023	Ongoing	1		30	300

	Recipient	Project	Assumed Project Start Date*	Status	Number of New Broadband Subscriptions	Number of People Who Have Completed Training	Number of Projected Subscriptions per Project	Number of Projected Participants per Project
28	California State University, Fresno Foundation	Fresno State Parent University - Humboldt County	4/21/2023	Ongoing			30	300
29	California State University, Fresno Foundation	Fresno State Parent University - Imperial County	4/21/2023	Ongoing		117	30	300
30	California State University, Fresno Foundation	Fresno State Parent University - KERN COUNTY	6/30/2019	Ongoing	9	210	40	160
31	California State University, Fresno Foundation	Fresno State Parent University - KERN COUNTY	12/5/2020	Ongoing	2	410	30	240
32	California State University, Fresno Foundation	Fresno State Parent University - KINGS COUNTY	6/30/2019	Ongoing	22	188	40	160
33	California State University, Fresno Foundation	Fresno State Parent University - KINGS COUNTY	12/5/2020	Ongoing		139	30	240
34	California State University, Fresno Foundation	Fresno State Parent University - Lake County	4/21/2023	Ongoing			30	300
35	California State University, Fresno Foundation	Fresno State Parent University - MADERA COUNTY	6/30/2019	Ongoing	20	36	40	160
36	California State University, Fresno Foundation	Fresno State Parent University - MADERA COUNTY	12/5/2020	Ongoing	6		30	240
37	California State University, Fresno Foundation	Fresno State Parent University - MARIPOSA COUNTY	12/5/2020	Ongoing	1		30	240
38	California State University, Fresno Foundation	Fresno State Parent University - MERCED COUNTY	6/30/2019	Ongoing	8	48	40	160
39	California State University, Fresno Foundation	Fresno State Parent University - MERCED COUNTY	12/5/2020	Ongoing	26		30	240
40	California State University, Fresno Foundation	Fresno State Parent University - MONTEREY COUNTY	12/5/2020	Ongoing		40	30	240

	Recipient	Project	Assumed Project Start Date*	Status	Number of New Broadband Subscriptions	Number of People Who Have Completed Training	Number of Projected Subscriptions per Project	Number of Projected Participants per Project
41	California State University, Fresno Foundation	Fresno State Parent University - SAN BENITO COUNTY	12/5/2020	Ongoing	5	3	30	240
42	California State University, Fresno Foundation	Fresno State Parent University - SAN JOAQUIN COUNTY	6/30/2019	Ongoing	9	32	40	160
43	California State University, Fresno Foundation	Fresno State Parent University - SAN JOAQUIN COUNTY	12/5/2020	Ongoing	5	77	30	240
44	California State University, Fresno Foundation	Fresno State Parent University - SAN LUIS OBISPO COUNTY	12/5/2020	Ongoing	2	19	30	240
45	California State University, Fresno Foundation	Fresno State Parent University - Siskiyou County	4/21/2023	Ongoing			30	300
46	California State University, Fresno Foundation	Fresno State Parent University - STANISLAUS COUNTY	6/30/2019	Ongoing	3	76	40	160
47	California State University, Fresno Foundation	Fresno State Parent University - STANISLAUS COUNTY	12/5/2020	Ongoing	4		30	240
48	California State University, Fresno Foundation	Fresno State Parent University - Tehama County	4/21/2023	Ongoing			30	300
49	California State University, Fresno Foundation	Fresno State Parent University - Trinity County	4/21/2023	Ongoing	1		30	300
50	California State University, Fresno Foundation	Fresno State Parent University - TULARE COUNTY	6/30/2019	Ongoing	14	13	40	160
51	California State University, Fresno Foundation	Fresno State Parent University - TULARE COUNTY	12/5/2020	Ongoing	29	183	30	240
52	California State University, Fresno Foundation	Fresno State Parent University - TUOLUMNE COUNTY	12/5/2020	Ongoing	2	8	30	240
53	Canal Alliance	Canal Alliance Adult Education English as a Second Language Digital Literacy Program	3/27/2023	Ongoing		137		225

	Recipient	Project	Assumed Project Start Date*	Status	Number of New Broadband Subscriptions	Number of People Who Have Completed Training	Number of Projected Subscriptions per Project	Number of Projected Participants per Project
54	Catholic Charities of Los Angeles, Inc.	Digital Education Center	6/30/2019	Completed			250	250
55	Catholic Charities of Santa Clara County	FMCI&Oth DL	11/1/2023	Ongoing			23	288
56	Catholic Charities of Santa Clara County	WUYC Annx ESC DL	11/1/2023	Ongoing			21	267
57	Center for Elders' Independence	Digital Equity for Seniors-Berkeley	1/12/2020	Extension	31	75		96
58	Center for Elders' Independence	Digital Equity for Seniors-Concord	1/12/2020	Extension	25	87		78
59	Center for Elders' Independence	Digital Equity for Seniors-Guardian	1/12/2020	Extension	6	22		57
60	Center for Elders' Independence	Digital Equity for Seniors-Josie Barrow	1/12/2020	Extension	14	52		63
61	Center for Elders' Independence	Digital Equity for Seniors-San Leandro	1/12/2020	Extension	27	62		78
62	Center for Elders' Independence	Digital Equity for Seniors-San Pablo	1/12/2020	Extension	28	89		93
63	Chico State Enterprises: North State Planning and Development Collective	Digital Literacy for Workforce Development: English Language Learners	11/10/2023	Ongoing				528
64	Chico State Enterprises: North State Planning and Development Collective	Digital Literacy for Workforce Development: Justice Involved Individuals	11/10/2023	Ongoing				528
65	Christian Church Homes (CCH)	Beth Eden Housing	6/30/2020	Extension		20		33
66	Christian Church Homes (CCH)	Garfield Park Village	1/12/2020	Extension		6	38	58
67	Christian Church Homes (CCH)	JL Richard & Irene Cooper Terrace	6/30/2020	Extension		46		59
68	Christian Church Homes (CCH)	Percy Abrams & Sister Thea Bowman Manor	6/30/2020	Extension		7		53
69	Christian Church Homes (CCH)	Plaza De Las Flores	1/12/2020	Extension		56	53	80
70	Christian Church Homes (CCH)	Providence Senior Housing	1/12/2020	Extension		20	27	41
71	Christian Church Homes (CCH)	Roy C Nichols Housing	1/12/2020	Extension		5	6	10

	Recipient	Project	Assumed Project Start Date*	Status	Number of New Broadband Subscriptions	Number of People Who Have Completed Training	Number of Projected Subscriptions per Project	Number of Projected Participants per Project
72	Christian Church Homes (CCH)	Saint Mary's Garden	1/12/2020	Extension		39	46	69
73	Christian Church Homes (CCH)	Southlake	1/12/2020	Extension		39	60	92
74	City of La Puente	La Puente Digital Empowerment Project: Building a Connected Community	7/8/2024	Ongoing				500
75	City of Lynwood	City of Lynwood DL	7/11/2024	Ongoing				850
76	City of Moreno Valley	Computer Confident MoVal (CC: MoVal)	10/10/2023	Ongoing			150	205
77	City Of Oakland Human Services Department	East Oakland Seniors Digital Inclusion	1/12/2020	Extension		38		56
78	City Of Oakland Human Services Department	West Oakland Seniors Digital Inclusion	1/12/2020	Extension		53		56
79	City of Ontario	City of Ontario DL	6/5/2024	Ongoing			5	25
80	City of San Leandro	San Leandro Main Library Digital Inclusion Program	12/3/2021	Completed	8	82	100	83
81	City of San Leandro	San Leandro Manor Branch Library Digital Inclusion Program	12/3/2021	Completed	4	56	50	56
82	City of South San Francisco	South San Francisco Digital Literacy Project	11/11/2020	Ongoing		92		135
83	City of Sunnyvale	Latino Digital Literacy-Bishop Elementary School	6/30/2019	Completed	36	78	50	125
84	City of Sunnyvale	Latino Digital Literacy-Columbia Middle School	6/30/2019	Completed	20	83	50	125
85	City of Sunnyvale	Latino Digital Literacy-Ellis Elementary School	6/30/2019	Completed	15	64	50	75
86	City of Sunnyvale	Latino Digital Literacy-Lakewood Elementary School	6/30/2019	Completed	18	54	50	75
87	City of Sunnyvale	Latino Digital Literacy-San Miguel Elementary School	6/30/2019	Completed	22	76	50	125
88	City of Sunnyvale	Latino Digital Literacy-Vargas Elementary School	6/30/2019	Completed	28	82	50	125
89	Coachella Valley Housing Coalition	Computer Literacy & Technology Training - Pueblo Nuevo	6/30/2020	Completed	38	30		30

	Recipient	Project	Assumed Project Start Date*	Status	Number of New Broadband Subscriptions	Number of People Who Have Completed Training	Number of Projected Subscriptions per Project	Number of Projected Participants per Project
90	Coachella Valley Housing Coalition	Computer Literacy & Technology Training - Vila Hermosa	6/30/2020	Completed	40	40		40
91	Community Bridges	Bridging the Digital Divide	1/12/2020	Completed		80	40	80
92	Community Bridges	Community Bridges Digital Literacy Project	10/25/2023	Ongoing			32	80
93	Compass Family Services	Compass Family Digital Inclusion	12/5/2020	Completed		65		70
94	County of Los Angeles, Internal Services Department	County of Los Angeles - Digital Navigator Program	11/18/2023	Ongoing			2000	7500
95	County of Sonoma - Human Services Department - West County Community Services	Bridging the Digital Gap Among Older Adults - Guerneville	12/3/2021	Ongoing	1	70		67
96	Curry Senior Center	Connected At Home	1/12/2020	Completed	54	95	66	72
97	Delivering Innovation in Supportive Housing (DISH), a Project of Tides	DISH Supportive Housing Digital Literacy Program-Camelot	3/11/2021	Ongoing		25		45
98	Delivering Innovation in Supportive Housing (DISH), a Project of Tides	DISH Supportive Housing Digital Literacy Program-Star	12/5/2020	Ongoing		38		45
99	Dev/Mission	Community Technology Associate (CTA) Digital Literacy Program - Bayview/Hunters Point	10/4/2023	Ongoing		5		45
100	Dev/Mission	Community Technology Associate (CTA) Digital Literacy Program - Hayes Valley/Fillmore	10/4/2023	Ongoing		7		90
101	Dev/Mission	Community Technology Associate (CTA) Digital Literacy Program - Mission District	10/4/2023	Ongoing		21		135
102	EAH Inc.	100 Kings Circle-Cloverdale	12/3/2021	Ongoing		52	10	65
103	EAH Inc.	100 Ned's Way-Tiburon	4/21/2022	Ongoing		22		50
104	EAH Inc.	1000 El Camino Real (Gateway Santa Clara)	4/7/2023	Ongoing		17	5	35

	Recipient	Project	Assumed Project Start Date*	Status	Number of New Broadband Subscriptions	Number of People Who Have Completed Training	Number of Projected Subscriptions per Project	Number of Projected Participants per Project
105	EAH Inc.	1101 Carver Road (Archway Commons I)	4/7/2023	Ongoing		8	5	30
106	EAH Inc.	1275 South Winery Avenue (Summer Park)	4/7/2023	Ongoing	1	39	5	50
107	EAH Inc.	1535 W. San Carlos Street-San Jose	12/3/2021	Ongoing		65	10	65
108	EAH Inc.	16170 Monterey Road-Morgan Hill	2/6/2022	Ongoing		15		39
109	EAH Inc.	164 N San Pedro Road-San Rafael	12/3/2021	Extension	5	37	10	60
110	EAH Inc.	1777 Newbury Drive-San Jose	12/3/2021	Ongoing		65	10	65
111	EAH Inc.	235 E. Dunne Avenue-Morgan Hill	12/3/2021	Ongoing	10	16	10	39
112	EAH Inc.	2738 Kollmar Avenue (Taylor Oaks)	4/7/2023	Ongoing		30	5	40
113	EAH Inc.	355 Race Street-San Jose	12/3/2021	Ongoing	40	65	10	65
114	EAH Inc.	37 Miwok Way-Mill Valley	4/21/2022	Ongoing		20		50
115	EAH Inc.	4838 East Laurel Ave. (Arbor Court)	4/7/2023	Ongoing		8	2	20
116	EAH Inc.	500 W. Linwood Ave Phase I (Avena Bella I)	4/7/2023	Ongoing		10	5	30
117	EAH Inc.	500 W. Linwood Ave Phase II (Avena Bella II)	4/7/2023	Ongoing		4	5	30
118	EAH Inc.	5004 Hartnett Ave. (Crescent Park)	4/7/2023	Ongoing		12	5	50
119	EAH Inc.	5450 DeMarcus Blvd. (Camellia Place)	4/7/2023	Ongoing		14	5	50
120	EAH Inc.	600 A Street P.O. Box 1055-Pt. Reyes Station	12/3/2021	Ongoing	10	17	10	24
121	EAH Inc.	605 Willow Road-Menlo Park	4/21/2022	Ongoing	2	23		59
122	EAH Inc.	638 21st Street -Oakland	2/6/2022	Ongoing	50	25		50
123	EAH Inc.	875 N. 10th Street (Cornerstone at Japantown)	4/7/2023	Ongoing		27	5	40
124	EAH Inc.	990 College Ave.-St. Helena	12/3/2021	Ongoing	15	32	10	65
125	EAH Inc.	Eastern Park Apartments Digital Literacy	12/3/2021	Ongoing		50		50
126	EAH Inc.	Estrella Vista	3/11/2021	Ongoing	10	46		65
127	EAH Inc.	Fellowship Plaza	3/11/2021	Completed	13	65		65
128	EAH Inc.	Mackey Terrace	3/11/2021	Ongoing	56	32		50

	Recipient	Project	Assumed Project Start Date*	Status	Number of New Broadband Subscriptions	Number of People Who Have Completed Training	Number of Projected Subscriptions per Project	Number of Projected Participants per Project
129	EAH Inc.	Markham Plaza I	3/11/2021	Ongoing	26	40		65
130	EAH Inc.	Markham Plaza II	3/11/2021	Ongoing	19	31		65
131	EAH Inc.	Town Park Towers Digital Literacy	12/3/2021	Ongoing		60		50
132	EAH Inc.	Western Park Apartments Digital Literacy	12/3/2021	Ongoing		50		50
133	Eden Housing, Inc.	Alta Mira Family	1/12/2020	Completed	12	48	72	67
134	Eden Housing, Inc.	Ashland Village	1/12/2020	Completed	19	24	101	77
135	Eden Housing, Inc.	Cambrian Center	1/12/2020	Completed	16	32	59	89
136	Eden Housing, Inc.	Central	4/4/2023	Ongoing	2	8		80
137	Eden Housing, Inc.	East Bluff	1/12/2020	Completed	25	29	71	75
138	Eden Housing, Inc.	Eden Issei Terrace	1/12/2020	Completed	30	56	36	55
139	Eden Housing, Inc.	Eden Lodge	1/12/2020	Completed	16	36	54	82
140	Eden Housing, Inc.	Eden Palms	1/12/2020	Completed	18	22	145	151
141	Eden Housing, Inc.	Estabrook Place	1/12/2020	Completed	17	18	23	35
142	Eden Housing, Inc.	Ford Road Plaza	1/12/2020	Completed	6	9	61	68
143	Eden Housing, Inc.	Fremont	4/4/2023	Ongoing	4	54		50
144	Eden Housing, Inc.	Hayward	4/4/2023	Ongoing	3	38		143
145	Eden Housing, Inc.	North Bay	4/4/2023	Ongoing	2	24		90
146	Eden Housing, Inc.	Rivertown Place	1/12/2020	Completed	6	14	65	57
147	Eden Housing, Inc.	San Diego	4/4/2023	Ongoing				150
148	Eden Housing, Inc.	San Jose	4/4/2023	Ongoing	4	26		118
149	Eden Housing, Inc.	Tri-Valley	4/4/2023	Ongoing	3	36		98
150	Eden Housing, Inc.	Virginia Lane	1/12/2020	Completed	20	31	69	71
151	Empowering Success Now	Bilingual Digital Literacy	6/30/2019	Completed		681	150	600

	Recipient	Project	Assumed Project Start Date*	Status	Number of New Broadband Subscriptions	Number of People Who Have Completed Training	Number of Projected Subscriptions per Project	Number of Projected Participants per Project
152	EngAGE, Inc. (formerly More than Shelter for Seniors)	EngAGE in Digital Literacy - Cotton's Point Senior Apartments	12/5/2020	Ongoing				35
153	EngAGE, Inc. (formerly More than Shelter for Seniors)	EngAGE in Digital Literacy - Olivera Senior Apartments	12/5/2020	Ongoing		3		42
154	EngAGE, Inc. (formerly More than Shelter for Seniors)	EngAGE in Technology	3/11/2021	Ongoing		32		42
155	EngAGE, Inc. (formerly More than Shelter for Seniors)	EngAGE in Technology (Long Beach Senior Arts Colony)	3/11/2021	Ongoing		34		42
156	Episcopal Community Services of San Francisco	1180 4th Street: Digital Literacy in Supportive Housing	1/12/2020	Ongoing		23		40
157	Episcopal Community Services of San Francisco	Auburn and Minna-Lee: Digital Literacy in Supportive Housing	1/12/2020	Ongoing		30		30
158	Episcopal Community Services of San Francisco	The Alder: Digital Literacy in Supportive Housing	1/12/2020	Ongoing		31		45
159	Episcopal Community Services of San Francisco	The Crosby: Digital Literacy in Supportive Housing	1/12/2020	Ongoing		24		50
160	Episcopal Community Services of San Francisco	The Elm: Digital Literacy in Supportive Housing	1/12/2020	Ongoing		18		30
161	Episcopal Community Services of San Francisco	The Henry: Digital Literacy in Supportive Housing	1/12/2020	Ongoing		23		40
162	Episcopal Community Services of San Francisco	The Mentone: Digital Literacy in Supportive Housing	1/12/2020	Ongoing		20		40
163	Episcopal Community Services of San Francisco	The Rose and Hillsdale: Digital Literacy in Supportive Housing	1/12/2020	Ongoing		20		20
164	EveryoneOn	Digital Connections Bay Area	10/4/2023	Ongoing			56	225
165	EveryoneOn	Digital Connections Bay Area	5/30/2024	Ongoing			56	225
166	EveryoneOn	Digital Connections Central Los Angeles	10/4/2023	Ongoing			58	240
167	EveryoneOn	Digital Connections Los Angeles	10/4/2023	Ongoing			42	210
168	EveryoneOn	Opportunity Connect	12/3/2021	Extension	20	100	100	102
169	EveryoneOn	Opportunity Connect	12/5/2020	Extension	18	90		120
170	EveryoneOn	Opportunity Connect	3/11/2021	Ongoing	21	103		120

	Recipient	Project	Assumed Project Start Date*	Status	Number of New Broadband Subscriptions	Number of People Who Have Completed Training	Number of Projected Subscriptions per Project	Number of Projected Participants per Project
171	EveryoneOn	Opportunity Connect	3/11/2021	Ongoing	3	15		180
172	EveryoneOn	Opportunity Connection	6/30/2020	Extension	24	120		102
173	Felton Institute dba Family Service Agency of San Francisco	Expanding Digital Literacy for the Aging	12/3/2021	Ongoing		389	100	750
174	Felton Institute dba Family Service Agency of San Francisco	Expanding Digital Literacy for the Aging	4/5/2023	Ongoing		20	10	237
175	Felton Institute dba Family Service Agency of San Francisco	The Tech Squad: Connecting Our Disconnected Seniors	4/19/2021	Completed		443		500
176	First Community Housing	Access for All - Campbell	6/30/2020	Ongoing		8		50
177	First Community Housing	Access for All - Morgan Hill	6/30/2020	Ongoing		10		40
178	First Community Housing	Access for All - Mountain View	6/30/2020	Ongoing		12		15
179	First Community Housing	Access for All - Redwood City	6/30/2020	Ongoing		8		25
180	First Community Housing	Access for All - San Jose 1	6/30/2020	Ongoing		10		15
181	First Community Housing	Access for All - San Jose 2	6/30/2020	Ongoing		9		40
182	Geeks Without Frontiers	San Jose ON	6/11/2024	Ongoing				228
183	Go Public Schools Fresno	Fresno Coalition for Digital Inclusion: Go Public Schools Fresno Project	4/24/2023	Ongoing			30	315
184	Goodwill of Silicon Valley	Digital Inclusion Program	3/11/2021	Completed	200	354		480
185	Great Beginnings for Black Babies, Inc.	GBBB Healthy Mom's and Babies Program	2/7/2024	Ongoing	2	10		360
186	Great Harvest Community Center	Adelanto Elementary District	4/3/2023	Ongoing	2	62	15	200
187	Great Harvest Community Center	Alta Loma District	4/3/2023	Ongoing	1	65	15	200
188	Great Harvest Community Center	Apple Valley Unified District	4/3/2023	Ongoing	1	67	15	200

	Recipient	Project	Assumed Project Start Date*	Status	Number of New Broadband Subscriptions	Number of People Who Have Completed Training	Number of Projected Subscriptions per Project	Number of Projected Participants per Project
189	Great Harvest Community Center	ARPA_29Palms_92277	5/17/2024	Ongoing			6	200
190	Great Harvest Community Center	ARPA_Adelanto_92301	5/17/2024	Ongoing			5	75
191	Great Harvest Community Center	ARPA_Apple Valley_92307-08	5/17/2024	Ongoing			2	23
192	Great Harvest Community Center	ARPA_Barstow_92311	5/17/2024	Ongoing			7	59
193	Great Harvest Community Center	ARPA_Big Bear City_92314	5/17/2024	Ongoing			10	126
194	Great Harvest Community Center	ARPA_Big Bear Lk_92315	5/17/2024	Ongoing			2	48
195	Great Harvest Community Center	ARPA_Chino Hills_91709	5/17/2024	Ongoing			10	195
196	Great Harvest Community Center	ARPA_Chino_91710	5/17/2024	Ongoing			8	121
197	Great Harvest Community Center	ARPA_Colton_92324	5/17/2024	Ongoing			9	166
198	Great Harvest Community Center	ARPA_Fontana_92335	5/17/2024	Ongoing			9	200
199	Great Harvest Community Center	ARPA_Fontana_92336	5/17/2024	Ongoing			9	200
200	Great Harvest Community Center	ARPA_Fontana_92337	5/17/2024	Ongoing			9	200
201	Great Harvest Community Center	ARPA_Hesperia_92345	5/17/2024	Ongoing			10	200
202	Great Harvest Community Center	ARPA_Highland_92346	5/17/2024	Ongoing			8	163
203	Great Harvest Community Center	ARPA_LomaLinda_92354	5/17/2024	Ongoing			4	116
204	Great Harvest Community Center	ARPA_Montclair_91763	5/17/2024	Ongoing			5	129
205	Great Harvest Community Center	ARPA_Ontario_91761	5/17/2024	Ongoing			5	200
206	Great Harvest Community Center	ARPA_Ontario_91762	5/17/2024	Ongoing			5	200
207	Great Harvest Community Center	ARPA_Ontario_91764	5/17/2024	Ongoing			8	173

	Recipient	Project	Assumed Project Start Date*	Status	Number of New Broadband Subscriptions	Number of People Who Have Completed Training	Number of Projected Subscriptions per Project	Number of Projected Participants per Project
208	Great Harvest Community Center	ARPA_RanchoCuc_91701	5/17/2024	Ongoing			1	44
209	Great Harvest Community Center	ARPA_RanchoCuc_91730	5/17/2024	Ongoing			1	44
210	Great Harvest Community Center	ARPA_RanchoCuc_91737	5/17/2024	Ongoing			1	44
211	Great Harvest Community Center	ARPA_RanchoCuc_91739	5/17/2024	Ongoing			1	44
212	Great Harvest Community Center	ARPA_Redlands_92373	5/17/2024	Ongoing			5	200
213	Great Harvest Community Center	ARPA_Rialto_92376	5/17/2024	Ongoing			7	149
214	Great Harvest Community Center	ARPA_Rialto_92377	5/17/2024	Ongoing			7	149
215	Great Harvest Community Center	ARPA_Snbrndo_92404	5/17/2024	Ongoing			5	113
216	Great Harvest Community Center	ARPA_Snbrndo_92405	5/17/2024	Ongoing			7	150
217	Great Harvest Community Center	ARPA_Snbrndo_92407	5/17/2024	Ongoing			7	150
218	Great Harvest Community Center	ARPA_Snbrndo_92408	5/17/2024	Ongoing			7	150
219	Great Harvest Community Center	ARPA_Snbrndo_92411	5/17/2024	Ongoing			7	150
220	Great Harvest Community Center	ARPA_Upland_91784	5/17/2024	Ongoing			5	73
221	Great Harvest Community Center	ARPA_Upland_91786	5/17/2024	Ongoing			5	72
222	Great Harvest Community Center	ARPA_Victorville_92392	5/17/2024	Ongoing			5	105
223	Great Harvest Community Center	ARPA_Victorville_92394	5/17/2024	Ongoing			5	100
224	Great Harvest Community Center	ARPA_Yucaipa_92399	5/17/2024	Ongoing			8	157
225	Great Harvest Community Center	ARPA_YuccaValley_92284	5/17/2024	Ongoing			8	140
226	Great Harvest Community Center	Barstow Unified District	4/3/2023	Ongoing	3	58	15	200

	Recipient	Project	Assumed Project Start Date*	Status	Number of New Broadband Subscriptions	Number of People Who Have Completed Training	Number of Projected Subscriptions per Project	Number of Projected Participants per Project
227	Great Harvest Community Center	Bear Valley Unified District	4/3/2023	Ongoing		65	15	200
228	Great Harvest Community Center	Central School District	4/3/2023	Ongoing	1	64	15	200
229	Great Harvest Community Center	Chaffey Joint Union High School	4/3/2023	Ongoing	1	59	15	200
230	Great Harvest Community Center	Chino Valley Unified District	4/3/2023	Ongoing	3	62	15	200
231	Great Harvest Community Center	Colton Joint Unified District	4/3/2023	Ongoing	4	63	15	200
232	Great Harvest Community Center	Cucamonga District	4/3/2023	Ongoing	2	59	15	200
233	Great Harvest Community Center	Etiwanda District	4/3/2023	Ongoing	1	56	15	200
234	Great Harvest Community Center	Fontana Unified District	4/3/2023	Ongoing	4	69	15	200
235	Great Harvest Community Center	Helendale District	4/3/2023	Ongoing		58	15	200
236	Great Harvest Community Center	Hesperia Unified District	4/3/2023	Ongoing	2	61	15	200
237	Great Harvest Community Center	Lucerne Valley Un District	4/3/2023	Ongoing	3	67	15	200
238	Great Harvest Community Center	Morongo Unified District	4/3/2023	Ongoing	2	69	15	200
239	Great Harvest Community Center	Mountain View District	4/3/2023	Ongoing	1	57	15	200
240	Great Harvest Community Center	Ontario-Montclair District	4/3/2023	Ongoing	1	71	15	200
241	Great Harvest Community Center	Oro Grande District	4/3/2023	Ongoing		60	15	200
242	Great Harvest Community Center	Redlands Unified District	4/3/2023	Ongoing	3	74	15	200
243	Great Harvest Community Center	Rialto Unified District	4/3/2023	Ongoing	2	68	15	200
244	Great Harvest Community Center	Rim of World Un District	4/3/2023	Ongoing		59	15	200
245	Great Harvest Community Center	San Bernardino City Un District	4/3/2023	Ongoing	4	200	15	200

	Recipient	Project	Assumed Project Start Date*	Status	Number of New Broadband Subscriptions	Number of People Who Have Completed Training	Number of Projected Subscriptions per Project	Number of Projected Participants per Project
246	Great Harvest Community Center	SBVC Valley College CalWORKs	4/3/2023	Ongoing	5	200	30	200
247	Great Harvest Community Center	Silver Valley Unified District	4/3/2023	Ongoing	1	61	15	200
248	Great Harvest Community Center	Snowline Joint Unified District	4/3/2023	Ongoing		61	15	200
249	Great Harvest Community Center	Upland Unified District	4/3/2023	Ongoing	2	71	15	200
250	Great Harvest Community Center	Victor Elementary District	4/3/2023	Ongoing	2	80	15	200
251	Great Harvest Community Center	Victor Valley Joint Un District	4/3/2023	Ongoing	1	76	15	200
252	Great Harvest Community Center	Yucaipa-Calimesa Joint District	4/3/2023	Ongoing	3	82	15	315
253	Hamilton Families	Family Digital Literacy	3/11/2021	Completed		22		70
254	Hamilton Families	Family Digital Literacy	3/11/2021	Completed		24		70
255	Hamilton Families	Family Digital Literacy	3/11/2021	Completed		56		70
256	Hartnell College	Digital Literacy in Castroville	6/30/2019	Completed		161		165
257	Hartnell College	Digital Literacy in King City	6/30/2019	Completed		268		165
258	HomeRise (Community Housing Partnership)	Hotel Essex: Digital Literacy in Supportive Housing	1/3/2021	Ongoing		13	20	40
259	HomeRise (Community Housing Partnership)	The Senator Hotel: Digital Literacy in Supportive Housing	12/5/2020	Ongoing		4	20	40
260	Housing Authority of the City of Fresno	Southeast Cedar Courts	10/10/2023	Ongoing			25	50
261	Housing Authority of the City of Fresno	Southwest Fresno - Legacy Commons	10/10/2023	Ongoing			25	50
262	Housing Authority of the City of Fresno	Tech Camp Senior Edition - County West	10/10/2023	Ongoing			10	40
263	Human Good: Piedmont Gardens	Piedmont Gardens Digital Literacy	1/9/2021	Ongoing		27		80
264	human-I-T	human-I-T Connect (130 Pine Ave)	3/27/2020	Extension		161		416
265	human-I-T	human-I-T Connect (200 Spring St.)	3/27/2020	Extension		161		416

	Recipient	Project	Assumed Project Start Date*	Status	Number of New Broadband Subscriptions	Number of People Who Have Completed Training	Number of Projected Subscriptions per Project	Number of Projected Participants per Project
266	human-I-T	human-I-T Connect (4525 Sheila St.)	3/27/2020	Extension		162		416
267	iFoster, Inc.	Digital Literacy for Foster Youth	8/27/2020	Ongoing	12704	7917		12500
268	Inglewood Public Library - Children's Services	Inglewood Public Library Digital Literacy Project	6/30/2019	Completed		30		360
269	International Children Assistance Network	California Get Connected Collaborative - ICAN (1)	3/30/2023	Ongoing	77	69	30	100
270	International Rescue Committee - San Jose Office	Digital Literacy for New Americans: Digital Inclusion for School and Careers (DISC)	10/11/2023	Ongoing	44	85	160	133
271	Loaves, Fishes & Computers	Loaves, Fishes & Computers: Advancing the Community with Digital Equity	6/12/2024	Ongoing			100	325
272	Lutheran Social Services (LSS) of Northern California	Mosaica Family Apts: Improving Lives Through Digital Literacy and Access	3/11/2021	Ongoing		40		66
273	Lutheran Social Services (LSS) of Northern California	Transition Age Youth Digital Literacy and Job Readiness Training in Sacramento	3/11/2021	Ongoing		18		30
274	Monument Impact	Conectate y Avanza (Connect and Advance)	6/30/2019	Completed	26	314	35	272
275	Monument Impact	Conectate y Avanza (Connect and Advance)	12/5/2020	Completed	20	529		310
276	Nu Communications Alliance	Digital Literacy Project	1/30/2024	Ongoing				40
277	Oakland Adult and Career Education (OACE)	Mobile Classroom - Oakland Adult and Career Education (OACE)	6/30/2019	Completed			25	80
278	Oakland Adult and Career Education (OACE)	Oakland Adult and Career Learning (OACE) - Digital Literacy Instruction	6/7/2024	Ongoing			16	108
279	Oakland Tech Exchange	Tech Exchange: Digital Literacy - Alameda County Housing Sites	6/19/2024	Ongoing				135
280	Oakland Tech Exchange	Tech Exchange: Digital Literacy - Alameda County Libraries	6/19/2024	Ongoing				135
281	Oakland Tech Exchange	Tech Exchange: Digital Literacy - San Mateo County Housing Sites	6/19/2024	Ongoing				135

	Recipient	Project	Assumed Project Start Date*	Status	Number of New Broadband Subscriptions	Number of People Who Have Completed Training	Number of Projected Subscriptions per Project	Number of Projected Participants per Project
282	Oakland Tech Exchange	Tech Exchange: Digital Literacy - San Mateo County Libraries	6/19/2024	Ongoing				135
283	Oakland Tech Exchange	Tech Exchange: Digital Literacy - Solano County Housing Sites	6/19/2024	Ongoing				135
284	Oakland Tech Exchange	Tech Exchange: Digital Literacy - Solano County Libraries	6/19/2024	Ongoing				135
285	Opportunity Junction	Technology Center	6/30/2019	Completed		298	45	300
286	Parent Institute for Quality Education (PIQE)	Fresno Coalition for Digital Inclusion: PIQE Project	3/26/2023	Ongoing		1155		2130
287	Parent, Family Engagement and Community Services, Inc.	Community Digital Literacy	6/30/2020	Ongoing	16	150		225
288	Parent, Family Engagement and Community Services, Inc.	El Monte, CA Community Digital Literacy	6/30/2020	Completed	16	48		130
289	Parent, Family Engagement and Community Services, Inc.	Fullerton, CA Community Digital Literacy	6/30/2020	Completed	16	107		130
290	Parent, Family Engagement and Community Services, Inc.	Montebello, CA Community Digital Literacy	6/30/2020	Completed	15	71		130
291	Parent, Family Engagement and Community Services, Inc.	Wilmington, CA Community Digital Literacy	6/30/2020	Completed	15	115		130
292	Prosperity Lab	Digital Equity Lab	4/20/2023	Ongoing		60		118
293	Reading and Beyond	RaB Digital Literacy 1.0 (Mosqueda)	6/30/2019	Completed			270	1800
294	Reading and Beyond	RaB Digital Literacy 1.0 (N Location)	6/30/2019	Completed			270	1800
295	Redwood City Library Foundation	DLP/Redwood City Main Library	1/12/2020	Completed		78		2080
296	Sacramento Zoroastrian Association	Sacramento Zoroastrian Association DL	5/27/2024	Ongoing			30	350
297	Sacred Heart Community Service	Digital Inclusion- Literacy workshops	10/3/2023	Ongoing	101	90	175	350

	Recipient	Project	Assumed Project Start Date*	Status	Number of New Broadband Subscriptions	Number of People Who Have Completed Training	Number of Projected Subscriptions per Project	Number of Projected Participants per Project
298	San Diego Association of Governments (SANDAG)	SANDAG Get Connected Program	4/4/2023	Ongoing		21	300	300
299	San Diego Futures Foundation	SDFP Digital Literacy Program	1/12/2020	Completed	25	801	50	960
300	Santa Barbara Partners in Education	Santa Barbara Partners in Education Computers for Families	5/30/2024	Ongoing			100	200
301	Satellite Affordable Housing Associates	Satellite St. Andrew's Manor, LLC, and 3268 San Pablo, LP	3/26/2023	Ongoing	36	36	110	66
302	Self-Help Enterprises (SHE)	Almond Court	1/12/2020	Completed		39		36
303	Self-Help Enterprises (SHE)	Goshen Village	1/12/2020	Completed		64		64
304	Self-Help Enterprises (SHE)	Parksdale Village 2	1/12/2020	Completed		48		48
305	Self-Help Enterprises (SHE)	Sand Creek	1/12/2020	Completed		60		60
306	Shelter Care Resources	Shelter Care Resources DL	5/16/2024	Ongoing			200	300
307	Sikh Gurdwara San Jose	Gurdwara Digital Inclusion	12/5/2020	Ongoing				70
308	SoLa I CAN Foundation	SURGE: Technology & Entrepreneurship Development Center	3/11/2021	Ongoing	500	1114		3300
309	South Bay Center for Counseling	Digital Dreamers Program	5/17/2024	Ongoing			50	200
310	Southeast Community Development Corporation	Barrio Action Tech Center - Digital Literacy	12/5/2020	Extension				320
311	Southeast Community Development Corporation	Bell Gardens Tech Center-Digital Literacy	12/5/2020	Completed	1929	1929		320
312	Southeast Community Development Corporation	Bell Tech Center-Digital Literacy	6/30/2019	Completed	15	2377	300	630
313	Southeast Community Development Corporation	Cudahy Tech Center - Digital Literacy	12/5/2020	Completed		728		320

	Recipient	Project	Assumed Project Start Date*	Status	Number of New Broadband Subscriptions	Number of People Who Have Completed Training	Number of Projected Subscriptions per Project	Number of Projected Participants per Project
314	Southeast Community Development Corporation	Whittier Tech Center-Digital Literacy	6/30/2019	Completed		814	300	630
315	Southside Senior Services Inc.	Digital Literacy Class and Computer Assistance at The Little House	6/1/2024	Ongoing			7	36
316	Southwest Community Corporation/IT Bookman	I.T. Bookman Community Center Digital Literacy Program	10/25/2023	Ongoing				60
317	Tabernacle Community Development Corporation	Westside Courts Digital Bridge	1/12/2020	Ongoing		32		50
318	Tech Exchange (fiscally sponsored by Oakland Public Education Fund)	Tech Exchange: Contra Costa County Digital Literacy- CCC Library	10/11/2023	Ongoing			80	100
319	Tech Exchange (fiscally sponsored by Oakland Public Education Fund)	Tech Exchange: Contra Costa County Digital Literacy- Community Sites	10/11/2023	Ongoing	5	15	80	100
320	Tech Exchange (fiscally sponsored by Oakland Public Education Fund)	Tech Exchange: Oakland Digital Literacy	4/13/2023	Completed	21	102	50	100
321	Tech Exchange (fiscally sponsored by Oakland Public Education Fund)	Tech Exchange: San Francisco Digital Literacy- Community Sites	10/11/2023	Ongoing			40	50
322	Tech Exchange (fiscally sponsored by Oakland Public Education Fund)	Tech Exchange: San Francisco Digital Literacy- SF Public Library	10/11/2023	Ongoing	10	75	40	50
323	Tech Exchange (fiscally sponsored by Oakland Public Education Fund)	Tech Exchange: San Jose Digital Literacy	4/13/2023	Ongoing	60	60	200	200
324	The San Jose Public Library Foundation	Access San Jose	3/11/2021	Completed	52	277		160
325	The San Jose Public Library Foundation	Access San Jose	3/11/2021	Ongoing	72	93		400
326	Vermont Slauson Local Development Corporation	VSEDC Digital Project	12/5/2020	Ongoing		219	50	180

	Recipient	Project	Assumed Project Start Date*	Status	Number of New Broadband Subscriptions	Number of People Who Have Completed Training	Number of Projected Subscriptions per Project	Number of Projected Participants per Project
327	Vietnamese American Community Center of the East Bay (VACCEB)	Vietnamese Community Digital Equity	9/19/2019	Completed	100	205	75	200
328	Vietnamese Family Services Center	Vietnamese Internet Communication Technology (VICT) Project	5/18/2024	Ongoing			100	100
329	VIETNAMESE VOLUNTARY FOUNDATION	VIVO Computer Training for Broadband Access	3/11/2021	Completed		67		240
330	VietRISE	VietRISE Technology Library Program	5/29/2024	Ongoing				350
331	Vivalon	Vivalon Talking Tech	3/27/2023	Ongoing		91		200
332	Westside Family Preservation Services Network	Fresno Coalition for Digital Inclusion: Westside Family Preservation Services Network Project	10/28/2023	Ongoing		25		315
333	Wintriss Technical Schools Inc. dba The League of Amazing Programmers	Gen-Connect Digital Literacy Project	3/11/2021	Ongoing		84		192
334	WISE & Healthy Aging	WISE Connections	12/3/2021	Ongoing		98	486	540
335	Women's Audio Mission	Girls on the Mic: Digital Literacy & Creative Technology Training	5/16/2024	Ongoing				1050
336	Women's Audio Mission	Girls on the Mic: Digital Literacy & Technology Training for Girls	6/30/2019	Completed		4517	900	1800
337	YMCA of Greater Long Beach Community Development	Youth Institute - Tech Tutor	1/12/2020	Completed	90	660	50	660
TOTALS:					17467	37588	11732	84852

Attachment F: Adoption Account Call Center Projects Status as of December 31, 2023

Note: All Call Center projects listed are those approved since inception in 2018 up to December 31, 2023. Grantees were requested to report to the CPUC the expected benefits of each project up to and including CY 2023.

	Recipient	Project	Assumed Project Start Date*	Status	Number of New Broadband Subscriptions	Number of Projected Subscriptions per Project
1	American GI Forum Education Foundation of Santa Maria, CA	Call Center San Luis Obispo County	5/20/2024	Ongoing		732
2	American GI Forum Education Foundation of Santa Maria, CA	Call Center Santa Barbara County	5/20/2024	Ongoing		732
3	American GI Forum Education Foundation of Santa Maria, CA	Call Center Ventura County	5/20/2024	Ongoing		732
4	California Emerging Technology Fund	Get Connected! Call Center	6/15/2024	Ongoing		20000
5	California State University, Fresno Foundation	Fresno State Call Center: Central California Region	3/12/2020	Completed	3789	2500
6	California State University, Fresno Foundation	Fresno State Connect	11/8/2023	Ongoing	21	6000
7	Chico State Enterprises: North State Planning and Development Collective	Northeastern and Upstate Call Center	11/10/2023	Ongoing	0	1500
8	EveryoneOn	EveryoneOn Call Center	10/4/2023	Ongoing	9	400
9	human-I-T	human-I-T Connect	12/3/2021	Ongoing	3634	3634
10	human-I-T	human-I-T Connect	3/17/2020	Completed	3947	3947
11	human-I-T	Human-I-T Connect Los Angeles County	11/15/2023	Ongoing	456	10000
12	Insure the Uninsured Project	California Health Programs Beneficiaries: ACP Outreach and Enrollment	11/17/2023	Ongoing	6	6000
13	Oakland Tech Exchange	Tech Exchange: Call Center Broadband Signups - Alameda County	6/19/2024	Ongoing		600
14	Oakland Tech Exchange	Tech Exchange: Call Center Broadband Signups - Contra Costa County	6/19/2024	Ongoing		400

	Recipient	Project	Assumed Project Start Date*	Status	Number of New Broadband Subscriptions	Number of Projected Subscriptions per Project
15	Oakland Tech Exchange	Tech Exchange: Call Center Broadband Signups - San Francisco County	6/19/2024	Ongoing		300
16	Oakland Tech Exchange	Tech Exchange: Call Center Broadband Signups - San Mateo County	6/19/2024	Ongoing		300
17	Oakland Tech Exchange	Tech Exchange: Call Center Broadband Signups - Santa Clara County	6/19/2024	Ongoing		500
18	Oakland Tech Exchange	Tech Exchange: Call Center Broadband Signups - Solano County	6/19/2024	Ongoing		400
19	Riverside County Information Technology Services	Central Riverside County ACP Outreach Call Center Project	5/16/2024	Ongoing		1471
20	Riverside County Information Technology Services	Eastern Riverside County ACP Outreach Call Center Project	5/16/2024	Ongoing		1471
21	Riverside County Information Technology Services	Northwestern Riverside County ACP Outreach Call Center Project	5/16/2024	Ongoing		1471
22	Riverside County Information Technology Services	Southern Riverside County ACP Outreach Call Center Project	5/16/2024	Ongoing		1471
23	Sigma Beta Xi, Inc.	Digital Divide Outreach	6/30/2020	Completed	618	2500
24	Tech Exchange (fiscally sponsored by Oakland Public Education Fund)	Tech Exchange: Call Center Broadband Signups	4/13/2023	Completed	257	250
25	Thai Community Development Center	Advancing Tech Equity	11/1/2023	Ongoing	57	4800
26	United Ways of California	Connecting Californians to Affordable, High-Speed Internet	3/12/2020	Ongoing	5566	7255
TOTALS:					18360	79366

Attachment G: Adoption Account Broadband Access Projects Status as of December 2023

Note: All Broadband Access projects listed are those approved since inception in 2018 up to December 31, 2023. Grantees were requested to report to the CPUC the expected benefits of each project up to and including CY 2023.

	Recipient	Project	Assumed Project Start Date*	Status	Number of New Broadband Subscriptions	Number of People Provided Broadband Access	Number of Projected Subscriptions per Project	Number of Projected Participants per Project
1	Boys & Girls Club of San Marcos	Computer Lab Reinvestment	12/3/2021	Ongoing	526	1159	200	3000
2	Catholic Charities of Santa Clara County	FMCI&Oth BA	11/1/2023	Ongoing			60	3000
3	Catholic Charities of Santa Clara County	WUYC Annx ESC BA	11/1/2023	Ongoing			60	3300
4	City of Cerritos	Cerritos Library Broadband Access Improvement	6/30/2020	Completed		2861		8930
5	City of Palm Springs	City of Palm Springs Demuth Community Center Broadband Access Project	5/30/2024	Ongoing				4090
6	City of Palm Springs	Palm Springs Public Library BA	10/10/2023	Ongoing				2700
7	City of Palmdale	In Library Laptop Check Out	1/12/2020	Completed		1578	11310	44520
8	City of Salinas, Salinas Public Library	El Gabilan Library Connects!	1/12/2020	Completed			256	8000
9	Contra Costa County Library-El Sobrante Library	El Sobrante Library Reconstruction	6/30/2019	Completed	214	2394	44	1000
10	COUNTY OF YOLO	Yolo County Affordable Connectivity Program Enrollment Outreach	4/13/2023	Ongoing			3465	3465
11	International Children Assistance Network	California Get Connected Collaborative - ICAN	3/30/2023	Ongoing	77	525	30	840
12	Library Foundation of Los Angeles	Cybernauts at LAPL	1/12/2020	Completed		44555	250	10000

	Recipient	Project	Assumed Project Start Date*	Status	Number of New Broadband Subscriptions	Number of People Provided Broadband Access	Number of Projected Subscriptions per Project	Number of Projected Participants per Project
13	Nevada County Community Library	Public Access Upgrade - Penn Valley Library	6/30/2019	Completed	45	1778	63	2994
14	Nevada County Community Library	Public Access Upgrade - Truckee Library	6/30/2019	Completed	46	5256	63	9598
15	Nevada County Community Library	Public Access Upgrade, Grass Valley Library	6/30/2019	Completed	72	10473	63	15080
16	Nevada County Community Library	Public Access Upgrade, Madelyn Helling Library	6/30/2019	Completed	88	19947	63	34733
17	Newstart Housing Corporation	Internet for all in Housing Project	4/3/2023	Ongoing			2400	2400
18	Oakland Tech Exchange	Tech Exchange: Oakland Broadband Access at the TecHub 2023-24	6/19/2024	Ongoing				3375
19	Oakland Unified School District	Get Connected Oakland- OUSD District 1 High Schools	1/12/2020	Completed	429	429	642	540
20	Oakland Unified School District	Get Connected Oakland- OUSD District 2 High Schools	1/12/2020	Completed	371	371	868	609
21	Oakland Unified School District	Get Connected Oakland- OUSD District 3 High Schools	1/12/2020	Completed	74	74	248	196
22	Oakland Unified School District	Get Connected Oakland- OUSD District 5 High Schools	6/30/2019	Completed	622	623	610	610
23	Oakland Unified School District	Get Connected Oakland- OUSD District 6 High Schools	6/30/2019	Completed	552	552	886	886
24	Oakland Unified School District	Get Connected Oakland- OUSD District 7 High Schools	6/30/2019	Completed	1055	1055	888	888
25	Reading and Beyond	RaB Broadband Access (Mosqueda)	6/30/2019	Completed			120	510
26	Reading and Beyond	RaB Broadband Access 1.0 (N Location)	6/30/2019	Completed			120	510
27	Redwood City Library Foundation	Redwood City Main Library	1/12/2020	Completed		1404		13800

	Recipient	Project	Assumed Project Start Date*	Status	Number of New Broadband Subscriptions	Number of People Provided Broadband Access	Number of Projected Subscriptions per Project	Number of Projected Participants per Project
28	Sacred Heart Community Service	Sacred Heart Community Service BA	6/16/2024	Ongoing				4800
29	ScholarMatch	Project Connect	6/30/2019	Completed		2265	495	1500
30	SoLa I CAN Foundation	SURGE: Technology & Entrepreneurship Development Center	3/11/2021	Ongoing	500	1114		7500
31	Southeast Community Development Corporation	Barrio Action Tech Center - Broadband Access	12/5/2020	Extension				1900
32	Southeast Community Development Corporation	Bell Gardens Tech Center- Broadband Access	12/5/2020	Completed	499	4164		1900
33	Southeast Community Development Corporation	Bell Tech Center-Broadband	6/30/2019	Completed	121	779	700	1200
34	Southeast Community Development Corporation	Cudahy Tech Center - Broadband Access	12/5/2020	Completed	352	1118	0	1900
35	Southeast Community Development Corporation	Whittier Tech Center- Broadband Access	6/30/2019	Completed	115	305		1900
36	Southside Senior Services Inc.	Free Public Wi-Fi at The Little House	6/1/2024	Ongoing			10	2000
37	Tech Exchange (fiscally sponsored by Oakland Public Education Fund)	Tech Exchange: Oakland Broadband Access at the Tech Hub	4/13/2023	Completed	126	3279	100	2500
38	Tech Exchange (fiscally sponsored by Oakland Public Education Fund)	Tech Exchange: San Jose Broadband Access at the new TechHub	10/11/2023	Ongoing	15	30	100	2500
39	Tech Exchange (fiscally sponsored by Oakland Public Education Fund)	Tech Hub	6/30/2019	Completed	4773	14320	400	1500
TOTALS:					10672	122408	24514	210674

Attachment H: Public Housing Adoption Projects as of December 2023

	Recipient	Project	City	Residents	Grant Amount	Payments 2023	Total Paid	Completion Date or Planned Completion Date
1	Bayview Hunters Point Multipurpose Senior Services, Inc.	Dr. George W. Davis Senior Residence	San Francisco	130	\$41,555		\$ 28,768	6/30/2022
2	BRIDGE Housing Corporation	Armstrong Place Senior Housing	San Francisco	152	\$36,970		\$ 34,593	12/31/2017
3	BRIDGE Housing Corporation	Chestnut Creek Senior Housing	South San Francisco	55	\$24,250		\$ 24,250	6/30/2019
4	BRIDGE Housing Corporation	Chestnut Linden Court	Oakland	410	\$34,170		\$ 30,038	6/30/2019
5	BRIDGE Housing Corporation	Emeryville	Emeryville	46	\$23,550		\$ 23,550	6/30/2019
6	BRIDGE Housing Corporation	Geraldine Johnson Senior Housing	San Francisco	74	\$29,130		\$ 27,382	12/31/2017
7	BRIDGE Housing Corporation	Ironhorse at Central	Oakland	251	\$30,030		\$ 25,399	6/30/2019
8	BRIDGE Housing Corporation	Mandela Gateway Apartments	Oakland	440	\$34,510		\$ 34,510	6/30/2019
9	BRIDGE Housing Corporation	Natoma Family Apartments	San Francisco	137	\$25,550		\$ 25,550	6/30/2019
10	BRIDGE Housing Corporation	Richmond City Center	Richmond	171	\$25,630		\$ 20,520	6/30/2019
11	BRIDGE Housing Corporation	St. Joseph's Senior Apartments	Oakland	103	\$33,130		\$ 33,130	12/31/2017
12	BRIDGE Housing Corporation	Terraza Palmera at St. Josephs	Oakland	171	\$26,090		\$ 23,881	6/30/2019
13	Christian Church Homes (CCH)	Fargo Senior Center	San Leandro	102	\$42,000		\$ 28,450	6/30/2019
14	Christian Church Homes (CCH)	Harrison Street Senior Housing	Oakland	100	\$25,420		\$ 25,420	5/31/2019
15	Christian Church Homes (CCH)	Sylvester Rutledge Manor - North Oakland Senior Housing	Oakland	69	\$39,000		\$ 24,750	8/1/2019
16	Christian Church Homes (CCH)	Westlake Christian Terrace East	Oakland	243	\$49,500		\$ 48,975	9/30/2019
17	Christian Church Homes (CCH)	Westlake Christian Terrace West	Oakland	250	\$49,500		\$ 49,490	9/30/2019
18	EAH Housing Corporation	Buchanan Park	San Rafael	154	\$34,460		\$ 28,460	9/30/2019
19	EAH Housing Corporation	Casa Adobe	San Pablo	56	\$20,390		\$ 16,160	9/30/2019

	Recipient	Project	City	Residents	Grant Amount	Payments 2023	Total Paid	Completion Date or Planned Completion Date
20	EAH Housing Corporation	Centertown	San Rafael	180	\$34,930		\$ 34,930	12/31/2019
21	EAH Housing Corporation	Cochrane Village	Morgan Hill	318	\$49,900		\$ 49,219	9/16/2020
22	EAH Housing Corporation	Don de Dios	San Rafael	267	\$41,070		\$ 41,070	12/31/2019
23	EAH Housing Corporation	Drakes Way	Larkspur	68	\$10,500		\$ 10,500	9/4/2020
24	EAH Housing Corporation	Elena Gardens	San Jose	362	\$49,080		\$ 49,080	12/20/2019
25	EAH Housing Corporation	Floral Gardens	Selma	143	\$43,286		\$ 41,979	10/16/2020
26	EAH Housing Corporation	Fountain West	Fresno	196	\$47,133		\$ 40,012	10/20/2020
27	EAH Housing Corporation	Golden Oaks	Oakley	52	\$19,090		\$ 15,890	9/30/2019
28	EAH Housing Corporation	Los Robles	Union City	420	\$49,930		\$ 48,815	3/31/2020
29	EAH Housing Corporation	Palm Court	San Jose	69	\$37,239		\$ 37,239	5/20/2020
30	EAH Housing Corporation	Point Reyes	Pt. Reyes Station	72	\$16,165		\$ 14,765	9/30/2019
31	EAH Housing Corporation	Pollard Plaza	San Jose	193	\$49,935		\$ 49,935	12/31/2019
32	EAH Housing Corporation	Riviera Apartments	San Rafael	77	\$24,960		\$ 20,930	5/20/2020
33	EAH Housing Corporation	Rodeo Gateway	Rodeo	55	\$24,690		\$ 23,327	3/31/2020
34	EAH Housing Corporation	San Clemente Place	Corte Madera	212	\$41,478		\$ 41,478	7/1/2020
35	EAH Housing Corporation	Silver Oak	Oakley	26	\$14,680		\$ 14,680	11/21/2019
36	EAH Housing Corporation	The Oaks	Walnut Creek	104	\$18,513		\$ 18,513	12/31/2019
37	EAH Housing Corporation	Turina House	San Rafael	91	\$18,150		\$ 17,704	5/20/2020
38	EAH Housing Corporation	Village Avante	Morgan Hill	549	\$49,990		\$ 47,685	9/29/2020
39	EAH Housing Corporation	Vista Park 1	San Jose	112	\$37,311		\$ 35,197	5/20/2020
40	EAH Housing Corporation	Vista Park 2	San Jose	122	\$37,311		\$ 35,517	5/20/2020
41	East Bay Asian Local Development Corporation	California Hotel	Oakland	166	\$49,850		\$ 38,645	2/23/2022
42	East Bay Asian Local Development Corporation	Hismen Hin-Nu Terrace	Oakland	371	\$49,994		\$ 33,032	4/27/2022
43	East Bay Asian Local Development Corporation	Noble Tower Apartments	Oakland	270	\$50,000		\$ 45,260	3/30/2022
44	Eden Housing, Inc	801 Alma Family Apartments	Palo Alto	156	\$12,880		\$ 12,880	1/31/2019
45	Eden Housing, Inc	Altenheim	Oakland	199	\$19,380		\$ 18,030	7/1/2018
46	Eden Housing, Inc	Camphora	Soledad	134	\$21,040		\$ 21,040	1/31/2019
47	Eden Housing, Inc	Carlow Court Apartments	Dublin	74	\$12,880		\$ 12,880	1/31/2019
48	Eden Housing, Inc	Cottonwood Place Apartments	Fremont	146	\$16,015		\$ 15,615	7/1/2018

	Recipient	Project	City	Residents	Grant Amount	Payments 2023	Total Paid	Completion Date or Planned Completion Date
49	Eden Housing, Inc	Studio 819 Apartments	Mountain View	61	\$12,880		\$ 12,830	7/1/2018
50	Eden Housing, Inc	Weinreb Place	Hayward	24	\$12,351		\$ 11,951	12/15/2017
51	Eden Housing, Inc	Wexford Way	Dublin	416	\$12,880		\$ 12,480	7/1/2018
52	Episcopal Community Services of San Francisco	Bishop Swing Community House	San Francisco	135	\$49,959		\$ 41,612	6/30/2018
53	Episcopal Community Services of San Francisco	Canon Barcus Community House	San Francisco	153	\$49,520		\$ 35,547	6/30/2018
54	Episcopal Community Services of San Francisco	Canon Kip Community House	San Francisco	103	\$49,593		\$ 36,092	6/30/2018
55	First Community Housing	Betty Ann Gardens	San Jose	230	\$38,910		\$ 29,287	3/30/2020
56	First Community Housing	Casa Feliz Studios	San Jose	60	\$36,700		\$ 25,053	3/20/2020
57	First Community Housing	Creekview inn	San Jose	25	\$19,705		\$ 11,858	2/15/2020
58	First Community Housing	Curtner Studios Digital Connections	San Jose	200	\$25,756		\$ 22,712	3/10/2017
59	First Community Housing	El Paseo Digital Connections	San Jose	98	\$21,030		\$ 20,350	3/10/2017
60	First Community Housing	Fourth Street Apts	San Jose	250	\$38,910		\$ 27,062	3/30/2020
61	First Community Housing	Japantown Senior Apts	San Jose	85	\$36,700		\$ 27,069	3/30/2020
62	First Community Housing	Orchard Parkview	Sunnyvale	130	\$36,700		\$ 26,770	3/30/2020
63	Housing Authority of the County of Los Angeles (HACoLA)	Carmelitos Housing Development	Long Beach	1750	\$28,210		\$ 19,223	1/31/2018
64	Housing Authority of the County of Los Angeles (HACoLA)	Harbor Hills Housing Development	Lomita	761	\$28,210		\$ 19,223	1/31/2018
65	Housing Authority of the County of Los Angeles (HACoLA)	Nueva Maravilla Housing Development	Los Angeles	1471	\$28,210		\$ 19,223	1/31/2018
66	Housing Authority of the County of San Bernardino (HACSB)	HACSB Digital Literacy Centers Project	Multiple Cities	2760	\$405,731			10/31/2023
67	Housing Authority of the County of San Bernardino (HACSB)	Maplewood homes	San Bernardino	962	\$42,589		\$ 21,043.45	10/31/2023
68	Housing Authority of the County of San Bernardino (HACSB)	Parkside Pines	Colton	324	\$36,519			10/31/2023
69	Jamboree Housing Corporation	Ceres Court Apartments	Fontana	147	\$12,798		\$ 8,363.27	9/30/2018

	Recipient	Project	City	Residents	Grant Amount	Payments 2023	Total Paid	Completion Date or Planned Completion Date
70	Jamboree Housing Corporation	Ceres Way Apartments	Fontana	138	\$11,877		\$ 9,637.56	9/30/2018
71	Jamboree Housing Corporation	Puerto del Sol Apartments	Long Beach	498	\$23,567		\$ 12,483.27	8/31/2017
72	Jamboree Housing Corporation	Woodglen Vista Apartments	Santee	432	\$10,677		\$ 10,636.96	9/30/2018
73	Mutual Housing California	Glen Ellen Mutual Housing Community	Sacramento	96	\$34,250		\$ 24,563.71	6/30/2019
74	Mutual Housing California	Lemon Hill	Sacramento	282	\$42,058		\$ 25,117.96	8/31/2018
75	Mutual Housing California	Moore Village Mutual Housing Community	Davis	154	\$41,700		\$ 25,824.46	6/30/2019
76	Mutual Housing California	Mutual Housing at Dixianne	Sacramento	184	\$40,500		\$ 22,764.34	6/30/2019
77	Mutual Housing California	Mutual Housing at Norwood	Sacramento	305	\$49,848		\$ 28,891.43	6/30/2019
78	Mutual Housing California	Mutual Housing at River Garden	Sacramento	581	\$48,898		\$ 29,245.94	6/30/2019
79	Mutual Housing California	Mutual Housing at Sky Park	Sacramento	258	\$44,289		\$ 27,996.94	8/31/2018
80	Mutual Housing California	Mutual Housing at Spring Lake	Woodland	335	\$35,960		\$ 24,762.53	8/31/2018
81	Mutual Housing California	Mutual Housing at the Highlands	North Highlands	141	\$49,533		\$ 31,964.08	8/31/2018
82	Mutual Housing California	Mutual Housing on the Greenway	Sacramento	168	\$40,100		\$ 27,523.85	6/30/2019
83	Mutual Housing California	New Harmony	Davis	195	\$38,122		\$ 26,251.23	8/31/2018
84	Mutual Housing California	Owendale	Davis	91	\$25,670		\$ 19,722.26	8/31/2018
85	Mutual Housing California	Tremont Green Mutual Housing Community	Davis	94	\$34,650		\$ 23,271.93	6/30/2019
86	Mutual Housing California	Twin Pines Mutual Housing Community	Davis	80	\$34,900		\$ 22,410.60	6/30/2019
87	Mutual Housing California	Victory Townhomes Mutual Housing Community	Sacramento	70	\$30,250		\$ 21,216.87	6/30/2019
88	Oakland Housing Authority	Lockwood Learning Center	Oakland	804	\$98,495	\$18,934.82	\$ 80,214.00	11/15/2022
89	People's Self-Help Housing Corporation	Ocean View Manor	Morro Bay	40	\$13,575		\$ 9,211.88	8/15/2019
90	People's Self-Help Housing Corporation	Oceanside Gardens	Morro Bay	21	\$7,883		\$ 6,725.96	8/15/2019
91	Petaluma Ecumenical Properties (PEP Housing)	575 Vallejo Street Senior Apartments Adoption	Petaluma	46	\$10,550		\$ 7,023.29	11/9/2016
92	Petaluma Ecumenical Properties (PEP Housing)	579 Vallejo Street Senior Apartments Adoption	Petaluma	41	\$9,430		\$ 6,270.80	11/10/2016
93	Petaluma Ecumenical Properties (PEP Housing)	Acacia Lane Senior Apartments Adoption	Santa Rosa	47	\$10,190		\$ 6,772.46	11/3/2016

	Recipient	Project	City	Residents	Grant Amount	Payments 2023	Total Paid	Completion Date or Planned Completion Date
94	Petaluma Ecumenical Properties (PEP Housing)	Casa Grande Senior Apartments Adoption	Petaluma	60	\$13,350		\$ 9,029.95	11/17/2016
95	Petaluma Ecumenical Properties (PEP Housing)	Caulfield Lane Senior Apartments Adoption	Petaluma	23	\$5,220		\$ 3,511.65	11/18/2016
96	Petaluma Ecumenical Properties (PEP Housing)	Kellgren Senior Apartments Adoption	Petaluma	53	\$11,650		\$ 7,775.79	11/4/2016
97	San Francisco Housing Development Corporation	Bayview Commons	San Francisco	61	\$23,716			10/24/2019
98	San Francisco Housing Development Corporation	Hunters Point East	San Francisco	350	\$45,967			10/24/2019
99	San Francisco Housing Development Corporation	Hunters Point West	San Francisco	496	\$50,000		\$ 31,659.73	7/31/2020
100	San Francisco Housing Development Corporation	Westbrook	San Francisco	681	\$50,000		\$ 48,002.00	11/30/2021
101	Satellite Affordable Housing Associates	Amistad House	Berkeley	63	\$48,290		\$ 47,874.97	10/30/2018
102	Satellite Affordable Housing Associates	Arboleda Apartments Adoption	Walnut Creek	92	\$40,756		\$ 40,756.00	6/30/2017
103	Satellite Affordable Housing Associates	Beth Asher	Oakland	53	\$37,260		\$ 33,479.10	7/31/2019
104	Satellite Affordable Housing Associates	Columbia Park Manor	Pittsburg	87	\$41,930		\$ 39,991.34	7/31/2019
105	Satellite Affordable Housing Associates	Lakeside Senior Apartments	Oakland	118	\$46,360		\$ 46,360.00	5/31/2019
106	Satellite Affordable Housing Associates	Lawrence Moore Manor	Berkeley	50	\$34,125		\$ 31,526.57	7/31/2019
107	Satellite Affordable Housing Associates	Linda Glen	Oakland	44	\$31,560		\$ 29,978.17	7/31/2019
108	Satellite Affordable Housing Associates	Merritt Crossing Adoption	Oakland	95	\$50,000		\$ 48,535.35	9/24/2017
109	Satellite Affordable Housing Associates	Orchards Senior Homes	Oakland	67	\$34,230		\$ 33,838.12	6/30/2019
110	Satellite Affordable Housing Associates	Petaluma Avenue Homes	Sebastapol	99	\$48,350		\$ 48,053.53	8/30/2018
111	Satellite Affordable Housing Associates	Sacramento Senior Homes	Berkeley	41	\$30,150		\$ 28,769.99	7/31/2019
112	Satellite Affordable Housing Associates	Satellite Central	Oakland	196	\$50,000		\$ 49,807.09	8/30/2018
113	Satellite Affordable Housing Associates	Strawberry Creek Lodge Adoption	Berkeley	150	\$49,970		\$ 49,678.86	9/24/2017
114	Satellite Affordable Housing Associates	Stuart Pratt Manor	Berkeley	47	\$27,910		\$ 27,172.71	7/31/2019

	Recipient	Project	City	Residents	Grant Amount	Payments 2023	Total Paid	Completion Date or Planned Completion Date
115	Satellite Affordable Housing Associates	Valdez Plaza	Oakland	194	\$50,000		\$ 48,547.11	8/30/2018
116	Silvercrest, Inc. (non-profit)	Parc Grove Commons	Fresno	559	\$38,894		\$ 20,806.04	12/5/2017
117	Silvercrest, Inc. (non-profit)	Parc Grove Northwest	Fresno	381	\$38,894		\$ 16,161.02	12/5/2017
118	Silvercrest, Inc. (non-profit)	Viking Village	Fresno	121	\$38,894		\$ 18,503.50	12/5/2017
119	Tabernacle Community Development Corporation	Robert B Pitts Residences	San Francisco	203	\$49,400		\$ 34,506.00	2/29/2020
120	West Sacramento Housing Development Corporation	Patio Apartments	West Sacramento	56	\$26,140		\$ 12,917.50	12/21/2017
121	West Sacramento Housing Development Corporation	Washington Courtyards	West Sacramento	279	\$45,760		\$ 41,187.75	7/15/2019
122	West Sacramento Housing Development Corporation	West Capitol Courtyards	West Sacramento	155	\$49,984		\$ 42,927.75	7/15/2019

Attachment I: Public Housing Infrastructure Projects as of December 2023

	Recipient	Project	City	Housing Units	Grant Amount	Payments 2023	Total Payment	Completion Date or Planned Completion Date
1	Abode Communities	Laurel Village	Los Angeles	80	\$ 36,000		\$ 29,370	3/7/2016
2	Affordable Housing Access	Villa Mirage	Rancho Mirage	98	\$ 44,100		\$ 44,100	10/27/2017
3	Affordable Housing Alliance II, Inc. dba Integrity Housing	Dudley Street Senior Apartments	Pomona	84	\$ 37,350		\$ 37,351	3/15/2017
4	Affordable Housing Alliance II, Inc. dba Integrity Housing	Guest House	Santa Ana	72	\$ 32,400		\$ 32,400	7/31/2018
5	Affordable Housing Alliance II, Inc., dba Integrity Housing	Dutton Flats	Santa Rosa	41	\$ 55,350		\$ 55,350	11/24/2021
6	Affordable Housing Alliance II, Inc., dba Integrity Housing	Stony Point Flats	Santa Rosa	50	\$ 56,750			2/28/2023
7	Better Opportunity Builders (BOB)	Brierwood	Fresno	50	\$ 47,730		\$ 17,175	2/28/2021
8	Better Opportunity Builders (BOB)	Villa Del Mar	Fresno	48	\$ 28,080		\$ 7,020	2/28/2021
9	Burbank Housing Development Corp.	Crossroads Apartments	Santa Rosa	79	\$ 35,288		\$ 35,288	8/14/2018
10	Burbank Housing Development Corp.	Parklane Apartments	Petaluma	90	\$ 39,875		\$ 38,710	9/16/2016
11	Butterfield Retirement LP	Butterfield Retirement	Morgan Hill	114	\$ 34,020		\$ 34,020	9/20/2017
12	Cabrillo Economic Development Corporation	Montgomery Oaks	Ojai	21	\$ 12,600		\$ 12,600	7/27/2016
13	Cabrillo Economic Development Corporation	Valle Naranjal Farmwork Housing	Piru	68	\$ 30,600		\$ 22,963	10/3/2016
14	Chinatown Community Development Center	227 Bay	San Francisco	50	\$ 22,313		\$ 22,063	5/31/2017
15	Chinatown Community Development Center	990 Pacific	San Francisco	92	\$ 40,120		\$ 39,285	11/20/2017
16	CHISPA	East Garrison Apartments	Monterey	66	\$ 134,778			6/8/2024
17	Community Housing Works	Cedar Nettleton	Vista	67	\$ 30,150		\$ 30,076	1/15/2018
18	Community Housing Works	Cypress Cove	Escondido	200	\$ 85,000		\$ 85,000	6/27/2017
19	Community Housing Works	Mayberry Townhomes	San Diego	70	\$ 40,250		\$ 40,250	6/27/2017

	Recipient	Project	City	Housing Units	Grant Amount	Payments 2023	Total Payment	Completion Date or Planned Completion Date
20	Community Housing Works	Mission Cove	Oceanside	138	\$ 41,400		\$ 41,400	7/10/2018
21	Community Housing Works	North Park LGBT Senior	San Diego	76	\$ 34,200		\$ 34,200	2/28/2018
22	Community Housing Works	Northwest Manors II (Mountain)	Pasadena	26	\$ 15,600		\$ 15,600	2/9/2017
23	Community Housing Works	Northwest Manors II (Raymond)	Pasadena	18	\$ 10,800		\$ 10,800	1/18/2017
24	Community Housing Works	Parks at Fig Garden	Fresno	366	\$ 75,000		\$ 74,952	11/2/2018
25	Community Housing Works	Sunridge Apartments	Concord	198	\$ 59,400		\$ 59,400	11/9/2018
26	Concerned Citizens of South Central Los Angeles	1410 Apartments	Los Angeles	12	\$ 7,192		\$ 7,192	11/6/2018
27	Concerned Citizens of South Central Los Angeles	Central Avenue Village Apartments	Los Angeles	45	\$ 24,438		\$ 23,686	11/1/2015
28	Concerned Citizens of South Central Los Angeles	Gwen Bolden Manor	Los Angeles	24	\$ 14,399		\$ 13,847	10/1/2015
29	Concerned Citizens of South Central Los Angeles	Juanita Tate Legacy Towers	Los Angeles	118	\$ 34,882		\$ 33,694	6/30/2017
30	Concerned Citizens of South Central Los Angeles	ONE WILKINS PLACE	Los Angeles	18	\$ 10,605		\$ 10,605	11/9/2018
31	Concerned Citizens of South Central Los Angeles	Roberta II	Los Angeles	40	\$ 22,255		\$ 7,650	11/12/2018
32	Concerned Citizens of South Central Los Angeles	Roberta Stephens Apartments I	Los Angeles	40	\$ 22,255		\$ 10,350	11/9/2018
33	Deep Green Housing and Community Development	Broadway Village II	Los Angeles	50	\$ 19,900		\$ 18,650	2/3/2016
34	EAH Housing Corporation	Buchanan Park	San Francisco	68	\$ 30,125		\$ 30,125	3/6/2018
35	EAH Housing Corporation	Casa Adobe	San Pablo	54	\$ 21,288		\$ 21,287	3/22/2017
36	EAH Housing Corporation	Centertown	San Rafael	60	\$ 26,638		\$ 26,638	12/7/2017
37	EAH Housing Corporation	Cochrane Village	Morgan Hill	96	\$ 40,620		\$ 40,620	6/28/2019
38	EAH Housing Corporation	Don De Dios	San Jose	70	\$ 31,263		\$ 31,013	6/28/2018
39	EAH Housing Corporation	Drakes Way	Larkspur	24	\$ 13,833		\$ 13,833	6/20/2019
40	EAH Housing Corporation	Elena Gardens	San Jose	168	\$ 66,860		\$ 66,860	5/11/2017
41	EAH Housing Corporation	Floral Gardens	Selma	56	\$ 23,140		\$ 23,140	4/12/2017
42	EAH Housing Corporation	Fountain West	Fresno	72	\$ 30,793		\$ 30,793	8/31/2017
43	EAH Housing Corporation	Golden Oaks	Oakley	50	\$ 29,225		\$ 28,975	11/14/2017
44	EAH Housing Corporation	Los Robles	Union City	140	\$ 42,000		\$ 42,000	6/24/2019
45	EAH Housing Corporation	Palm Court	San Jose	66	\$ 26,128		\$ 26,098	9/16/2016

	Recipient	Project	City	Housing Units	Grant Amount	Payments 2023	Total Payment	Completion Date or Planned Completion Date
46	EAH Housing Corporation	Point Reyes Family Homes	Point Reyes Station	27	\$ 16,200		\$ 16,075	3/22/2018
47	EAH Housing Corporation	Pollard Plaza	San Jose	130	\$ 49,650		\$ 49,650	8/24/2017
48	EAH Housing Corporation	Riviera	San Rafael	28	\$ 13,033		\$ 12,333	3/8/2016
49	EAH Housing Corporation	Rodeo Gateway	Rodeo	50	\$ 17,175		\$ 15,313	3/10/2016
50	EAH Housing Corporation	San Clemente	Corte Madera	79	\$ 31,923		\$ 29,736	4/21/2016
51	EAH Housing Corporation	Silver Oak	Oakley	24	\$ 12,573		\$ 12,573	9/21/2016
52	EAH Housing Corporation	The Oaks Apartments	Walnut Creek	36	\$ 15,428		\$ 15,428	6/22/2017
53	EAH Housing Corporation	Turina House	San Rafael	28	\$ 12,533		\$ 11,833	3/9/2016
54	EAH Housing Corporation	Village Avante	Morgan Hill	112	\$ 33,600		\$ 33,600	6/6/2019
55	EAH Housing Corporation	Vista Park I	San Jose	83	\$ 30,608		\$ 30,493	8/25/2016
56	EAH Housing Corporation	Vista Park II	San Jose	83	\$ 30,608		\$ 30,493	9/13/2016
57	EAH Inc.	Cathedral Gardens	Oakland	100	\$ 142,117			12/14/2024
58	EAH Inc.	Mackey Terrace	Novato	50	\$ 21,228			11/16/2024
59	East Bay Asian Local Development Corporation	Avalon Senior	Emeryville	67	\$ 27,925		\$ 27,925	3/21/2017
60	East Bay Asian Local Development Corporation	Drasnin Manor	Oakland	26	\$ 13,633		\$ 13,633	1/26/2017
61	East Bay Asian Local Development Corporation	Effie's House	Oakland	21	\$ 12,175		\$ 12,175	2/2/2017
62	East Bay Asian Local Development Corporation	Giant Road	San Pablo	86	\$ 38,115		\$ 30,735	6/23/2017
63	East Bay Asian Local Development Corporation	Hugh Taylor House	Oakland	43	\$ 20,848		\$ 20,848	2/9/2017
64	East Bay Asian Local Development Corporation	Jack London Gateway Senior	Oakland	61	\$ 19,865		\$ 19,865	12/19/2016
65	East Bay Asian Local Development Corporation	Lillie Mae Jones	Richmond	26	\$ 11,580		\$ 11,580	6/1/2017
66	East Bay Asian Local Development Corporation	Madison Park	Oakland	98	\$ 42,605		\$ 42,605	8/2/2017
67	East Bay Asian Local Development Corporation	Madrone Hotel	Oakland	32	\$ 18,088		\$ 18,088	2/14/2018
68	East Bay Asian Local Development Corporation	Marcus Garvey	Oakland	22	\$ 13,050		\$ 13,050	8/2/2017
69	East Bay Asian Local Development Corporation	Oak Park	Oakland	35	\$ 16,975		\$ 16,975	1/25/2017
70	East Bay Asian Local Development Corporation	Prosperity Place (aka 1110 Jackson)	Oakland	71	\$ 31,501		\$ 26,094	11/17/2016

	Recipient	Project	City	Housing Units	Grant Amount	Payments 2023	Total Payment	Completion Date or Planned Completion Date
71	East Bay Asian Local Development Corporation	San Pablo Hotel	Oakland	144	\$ 42,980		\$ 42,980	3/23/2017
72	East Bay Asian Local Development Corporation	Seven Directions	Oakland	36	\$ 13,753		\$ 10,853	4/11/2016
73	East Bay Asian Local Development Corporation	Slim Jenkins Court	Oakland	32	\$ 15,300		\$ 15,300	6/13/2017
74	East Bay Asian Local Development Corporation	Swans Market	Oakland	18	\$ 10,175		\$ 10,175	6/1/2017
75	Eden Housing, Inc	Eden Essei Terrace	Hayward	100	\$ 36,575		\$ 36,575	9/21/2017
76	Eden Housing, Inc	Hayward Senior	Hayward	60	\$ 24,375		\$ 24,375	4/4/2018
77	Eden Housing, Inc	Jasmine Square	Morgan Hill	72	\$ 28,029		\$ 28,029	1/10/2019
78	Eden Housing, Inc	Josephine Lum Lodge AB	Hayward	78	\$ 31,983		\$ 31,983	12/28/2018
79	Eden Housing, Inc	Josephine Lum Lodge CD	Hayward	72	\$ 29,505		\$ 29,505	12/28/2018
80	Eden Housing, Inc	Sequoia Manor	Fremont	81	\$ 33,975		\$ 33,975	1/18/2018
81	Eden Housing, Inc	Tienda Drive Senior	Lodi	80	\$ 34,750		\$ 34,625	9/14/2017
82	Eden Housing, Inc	Warner Creek	Novato	61	\$ 25,358		\$ 25,358	1/24/2018
83	Eden Housing, Inc	Wheeler Manor 650 5th	Gilroy	21	\$ 10,151		\$ 10,151	11/27/2018
84	Eden Housing, Inc	Wheeler Manor 651 6th	Gilroy	90	\$ 35,708		\$ 35,708	11/27/2018
85	Eden Housing, Inc.	Blue Oak Landing	Vallejo	75	\$ 108,888			6/8/2024
86	Eden South Bay, Inc.	Camphora Apartments	Soledad	44	\$ 26,198		\$ 26,198	6/17/2016
87	Episcopal Community Services of San Francisco	Bishop Swing Community House	San Francisco	135	\$ 38,685		\$ 38,685	1/24/2017
88	Episcopal Community Services of San Francisco	Canon Barcus Community House	San Francisco	48	\$ 21,408		\$ 21,408	1/10/2017
89	Episcopal Community Services of San Francisco	Canon Kip Community House	San Francisco	104	\$ 30,848		\$ 30,848	12/21/2016
90	First Community Housing	Bay Avenue Senior	Capitola	109	\$ 32,655		\$ 26,148	1/28/2016
91	First Community Housing	Betty Ann Gardens	San Jose	76	\$ 29,428		\$ 29,048	6/21/2016
92	First Community Housing	Casa Feliz Studios	San Jose	60	\$ 22,700		\$ 16,200	1/6/2016
93	First Community Housing	Craig Gardens	San Jose	90	\$ 26,100		\$ 25,425	12/3/2015
94	First Community Housing	Creekview Inn	San Jose	25	\$ 8,150		\$ 8,025	1/26/2016
95	First Community Housing	Curtner Studios	San Jose	179	\$ 53,533		\$ 53,533	4/19/2017
96	First Community Housing	El Paseo	San Jose	98	\$ 33,433		\$ 32,733	2/17/2016
97	First Community Housing	Guadalupe Apartments	San Jose	23	\$ 13,583		\$ 12,468	5/7/2016
98	First Community Housing	Los Esteros	San Jose	246	\$ 66,690		\$ 63,340	1/26/2016

	Recipient	Project	City	Housing Units	Grant Amount	Payments 2023	Total Payment	Completion Date or Planned Completion Date
99	First Community Housing	Murphy Ranch	Morgan Hill	100	\$ 34,838		\$ 33,037	9/28/2015
100	First Community Housing	Orchard Gardens	Sunnyvale	62	\$ 21,680		\$ 17,330	6/8/2016
101	First Community Housing	Paula Apartments	San Jose	21	\$ 10,152		\$ 10,047	4/7/2016
102	First Community Housing	Second Street Studios	San Jose	135	\$ 40,350		\$ 40,350	1/23/2019
103	First Community Housing	Troy Apartments	San Jose	30	\$ 16,475		\$ 15,425	5/12/2016
104	First Community Housing	Villa Montgomery	Redwood City	58	\$ 18,845		\$ 18,395	3/11/2016
105	Global CVCAH	Bay Family	Moreno Valley	61	\$ 26,840		\$ 26,840	11/22/2016
106	Global CVCAH	Clinton Apartments	Mecca	59	\$ 25,960		\$ 25,960	3/1/2017
107	Global CVCAH	La Amistad	Mendota	81	\$ 35,640		\$ 35,640	11/10/2016
108	Global CVCAH	Lincoln Family	Mecca	57	\$ 25,080		\$ 25,080	3/1/2017
109	Global CVCAH	Meridian Family	Sacramento	47	\$ 25,850		\$ 25,850	7/7/2017
110	Global CVCAH	Mirage Vista	Pixley	55	\$ 24,200		\$ 24,200	11/23/2016
111	Global CVCAH	Perris Isle Senior	Moreno Valley	189	\$ 85,050		\$ 85,050	7/18/2017
112	Global CVCAH	Sunnyview I	Delano	70	\$ 29,750		\$ 29,750	11/21/2016
113	Global CVCAH	Sunnyview II	Delano	70	\$ 29,750		\$ 29,750	11/21/2016
114	HIP Housing	Edgewater Isle	San Mateo	92	\$ 29,343		\$ 21,893	3/30/2016
115	Housing Authority of Fresno County	Maldonado Migrant Center	Firebaugh	64	\$ 28,800		\$ 28,800	3/31/2022
116	Housing Authority of San Luis Obispo	Paso Robles Homekey	Paso Robles	54	\$ 55,296			12/14/2024
117	Housing Authority of the City of Fresno, CA	Dayton Square	Fresno	66	\$ 29,370		\$ 22,457	7/19/2021
118	Housing Authority of the City of Fresno, CA	El Cortez	Fresno	48	\$ 27,840		\$ 27,840	9/25/2018
119	Housing Authority of the City of Los Angeles	Independent Towers (Independent Square)	Los Angeles	196	\$ 58,698		\$ 58,690	5/26/2016
120	Housing Authority of the City of Los Angeles	San Fernando Gardens (Note for number of Residents below: SF Gardens has 1,692; field doesn't accept >1,000.)	Pacoima	448	\$ 200,978		\$ 200,977	6/8/2017
121	Housing Authority of the City of Los Angeles	Union Towers	Los Angeles	200	\$ 60,000		\$ 59,970	5/26/2016
122	Housing Authority of the City of San Buenaventura	Buena Vida Family	Ventura	20	\$ 11,925		\$ 11,925	8/15/2018

	Recipient	Project	City	Housing Units	Grant Amount	Payments 2023	Total Payment	Completion Date or Planned Completion Date
123	Housing Authority of the City of San Buenaventura	Westview	Ventura	100	\$ 44,963		\$ 44,963	4/19/2019
124	Housing Authority of the County of Kern	Arivn FLC	Bakersfield	88	\$ 74,800		\$ 74,800	11/13/2019
125	Housing Authority of the County of Kern	Arvin Sun Gardens	Arvin	50	\$ 30,000		\$ 30,000	5/31/2019
126	Housing Authority of the County of Kern	Baker Street	Bakersfield	37	\$ 22,200		\$ 22,150	8/31/2017
127	Housing Authority of the County of Kern	Green Gardens	Bakersfield	104	\$ 31,200		\$ 31,200	10/5/2017
128	Housing Authority of the County of Kern	Homer Harrison	Delano	50	\$ 30,000		\$ 30,000	8/31/2017
129	Housing Authority of the County of Kern	Monterey St	Bakersfield	16	\$ 15,808		\$ 15,808	12/12/2019
130	Housing Authority of the County of Kern	Park Place Apartments	Bakersfield	80	\$ 36,000		\$ 36,000	8/31/2017
131	Housing Authority of the County of Kern	Parkview	Arvin	28	\$ 27,300		\$ 27,300	5/16/2019
132	Housing Authority of the County of Kern	Pinewood Glen	Bakersfield	110	\$ 33,000		\$ 33,000	8/31/2017
133	Housing Authority of the County of Kern	Plaza Towers	Bakersfield	117	\$ 35,100		\$ 35,100	8/31/2017
134	Housing Authority of the County of Kern	Plaza Towers Annex	Bakersfield	82	\$ 36,900		\$ 36,900	8/31/2017
135	Housing Authority of the County of Kern	Quincy St. Apartments	Delano	32	\$ 19,200		\$ 19,200	8/31/2017
136	Housing Authority of the County of Kern	Residence at Old Town Kern	Bakersfield	30	\$ 18,000		\$ 18,000	8/31/2017
137	Housing Authority of the County of Kern	Residence at West Columbus	Bakersfield	50	\$ 30,000		\$ 30,000	8/31/2017
138	Housing Authority of the County of Kern	Village Congressional	Arvin	60	\$ 51,000		\$ 51,000	5/31/2019
139	Housing Authority of the County of Kern	Village Park Apartments	Bakersfield	60	\$ 27,000		\$ 27,000	8/31/2017
140	Housing Authority of the County of Santa Barbara	Lompoc Gardens I	Lompoc	40	\$ 33,800		\$ 33,800	1/31/2018
141	Housing Authority of the County of Santa Barbara	Lompoc Gardens II	Lompoc	35	\$ 33,075		\$ 33,075	1/31/2018
142	Housing Authority of the County of Santa Barbara	Miller Plaza	Lompoc	24	\$ 22,128		\$ 22,128	1/31/2018
143	Housing Authority of the County of Santa Barbara	Parkside Garden Apartments	Lompoc	48	\$ 28,800		\$ 28,800	1/31/2018

	Recipient	Project	City	Housing Units	Grant Amount	Payments 2023	Total Payment	Completion Date or Planned Completion Date
144	Las Palmas Housing and Development Corporation	Tres Lagos Apartments I	Wildomar	89	\$ 214,411			12/14/2024
145	Long Beach Affordable Housing Coalition	Acacia Street Apartments	Inglewood	23	\$ 12,487			12/31/2022
146	Long Beach Affordable Housing Coalition	Beverly Manor	Los Angeles	59	\$ 26,550		\$ 15,932	12/31/2022
147	Long Beach Affordable Housing Coalition	Carlin Avenue Apartments	Lynwood	15	\$ 8,250			12/31/2022
148	Long Beach Affordable Housing Coalition	Grace Manor	Carson	38	\$ 21,517		\$ 12,286	12/31/2022
149	Long Beach Affordable Housing Coalition	Louise Avenue Apartments	Lynwood	14	\$ 7,970			12/31/2022
150	Long Beach Affordable Housing Coalition	Metro West Apartments	Los Angeles	40	\$ 18,176		\$ 8,576	12/31/2022
151	Long Beach Affordable Housing Coalition	Raymond Avenue Apartments	Long Beach	8	\$ 4,730			12/31/2022
152	Long Beach Affordable Housing Coalition	Somerset Avenue Apartments	Paramount	24	\$ 12,440			12/31/2022
153	Mary Elizabeth Inn	Mary Elizabeth Inn	San Francisco	92	\$ 40,271		\$ 40,121	10/19/2017
154	Mary Elizabeth Inn	The Verona	San Francisco	65	\$ 28,278		\$ 28,273	4/5/2017
155	Mercy Housing California	180 Beamer	Woodland	80	\$ 35,675		\$ 35,675	12/17/2018
156	Mercy Housing California	623 Vernon	Roseville	58	\$ 25,660		\$ 25,660	10/25/2018
157	Mercy Housing California	Land Park Woods	Sacramento	75	\$ 33,675		\$ 33,550	6/22/2017
158	Mercy Housing California	Mather Veterans Village	Mather	50	\$ 21,663		\$ 16,415	5/23/2016
159	Mercy Housing California	Sunset Valley Duplexes	Wheatland	88	\$ 31,520		\$ 29,320	1/14/2016
160	MidPen Housing	Celestina Gardens	Sonoma	40	\$ 22,589		\$ 22,589	12/31/2019
161	MidPen Housing	Fetters Apartments	Sonoma	60	\$ 26,770		\$ 26,770	2/7/2017
162	MidPen Housing	St. Stephens Senior Housing	Santa Cruz	40	\$ 23,509		\$ 23,509	5/22/2017
163	MidPen Housing Corporation	Donner Lofts	San Jose	102	\$ 30,443		\$ 30,443	5/18/2016
164	MidPen Housing Corporation	Foster Square	Foster City	66	\$ 28,833		\$ 28,833	8/22/2016
165	MidPen Housing Corporation	Laguna Commons	Fremont	64	\$ 28,752		\$ 28,432	8/30/2016
166	Mid-Peninsula The Farm, Inc	University Avenue Senior	East Palo Alto	41	\$ 24,193		\$ 24,193	7/14/2017
167	Mid-Peninsula The Farm, Inc.	6800 Mission	Daly City	52	\$ 23,400		\$ 23,400	3/23/2017

	Recipient	Project	City	Housing Units	Grant Amount	Payments 2023	Total Payment	Completion Date or Planned Completion Date
168	Mid-Peninsula The Farm, Inc.	Onizuka Crossing	Sunnyvale	58	\$ 23,572		\$ 23,572	4/26/2016
169	Mid-Peninsula The Farm, Inc.	Sequoia Belle Haven	Menlo Park	90	\$ 39,794		\$ 39,794	2/20/2017
170	Mutual Housing California	Lemon Hill Townhomes	Sacramento	74	\$ 31,885		\$ 30,035	12/10/2015
171	Mutual Housing California	Los Robles	Sacramento	80	\$ 35,288		\$ 34,293	12/8/2015
172	Mutual Housing California	Mutual Housing at Foothill Farms	Sacramento	98	\$ 43,575		\$ 43,085	1/19/2017
173	Napa Valley Community Housing	Arroyo Grande Villas	Yountville	25	\$ 20,625		\$ 20,625	2/22/2018
174	Napa Valley Community Housing	Magnolia Park Townhomes	Napa	29	\$ 23,925		\$ 23,925	2/22/2018
175	Napa Valley Community Housing	Mayacamas Village	Napa	51	\$ 41,565		\$ 41,565	2/23/2018
176	Napa Valley Community Housing	Napa Park Homes	Napa	140	\$ 63,700		\$ 63,700	2/27/2018
177	Napa Valley Community Housing	Oak Creek Terrace	Napa	41	\$ 30,955		\$ 30,955	2/22/2018
178	Napa Valley Community Housing	Pecan Court Apartments	Napa	25	\$ 23,875		\$ 23,875	3/5/2018
179	Napa Valley Community Housing	Silverado Creek Apartments	Napa	102	\$ 66,810		\$ 66,810	2/20/2018
180	Napa Valley Community Housing	The Reserve of Napa	Napa	117	\$ 64,350		\$ 64,350	2/21/2018
181	Napa Valley Community Housing	Villa de Adobe Apartments	Napa	16	\$ 15,600		\$ 15,600	2/21/2018
182	Northern Valley Catholic Social Service	The Woodlands Apartments II	Redding	20	\$ 35,949		\$ 33,672	7/31/2020
183	People's Self-Help Housing Corporation	Atascadero Gardens	Atascadero	18	\$ 10,800		\$ 10,800	1/14/2019
184	People's Self-Help Housing Corporation	Belridge Street Apartments	Oceano	12	\$ 7,200		\$ 7,200	11/26/2019
185	People's Self-Help Housing Corporation	Brizzolara Street	San Luis Obispo	5	\$ 14,750			12/14/2024
186	People's Self-Help Housing Corporation	Broad Street Place	San Luis Obispo	40	\$ 25,545			12/15/2023
187	People's Self-Help Housing Corporation	Canyon Creek Apartments	Paso Robles	68	\$ 30,600		\$ 30,600	8/30/2017
188	People's Self-Help Housing Corporation	Casa de los Carneros	Goleta	70	\$ 94,500			12/15/2023

	Recipient	Project	City	Housing Units	Grant Amount	Payments 2023	Total Payment	Completion Date or Planned Completion Date
189	People's Self-Help Housing Corporation	Casas de las Flores	Carpinteria	43	\$ 47,945	\$ 47,945	\$ 47,945	4/17/2023
190	People's Self-Help Housing Corporation	Casas Las Granadas	Santa Barbara	12	\$ 7,200		\$ 7,200	11/26/2019
191	People's Self-Help Housing Corporation	Cawelti Court	Arroyo Grande	28	\$ 16,800		\$ 16,800	8/30/2017
192	People's Self-Help Housing Corporation	Chapel Court	Carpinteria	28	\$ 16,800		\$ 16,800	9/7/2019
193	People's Self-Help Housing Corporation	College Park	Lompoc	35	\$ 21,000		\$ 21,000	8/30/2017
194	People's Self-Help Housing Corporation	Courtland Street Apartments	Arroyo Grande	36	\$ 21,600		\$ 21,600	8/30/2017
195	People's Self-Help Housing Corporation	Creekside Gardens	Paso Robles	29	\$ 17,400		\$ 17,400	8/30/2017
196	People's Self-Help Housing Corporation	Creston Gardens	Paso Robles	60	\$ 27,000		\$ 27,000	7/11/2018
197	People's Self-Help Housing Corporation	Dahlia Court	Carpinteria	55	\$ 52,250		\$ 52,250	12/19/2018
198	People's Self-Help Housing Corporation	Dahlia Court II	Carpinteria	33	\$ 31,350		\$ 31,350	11/5/2018
199	People's Self-Help Housing Corporation	El Patio Hotel	Ventura	42	\$ 25,200		\$ 25,200	8/30/2017
200	People's Self-Help Housing Corporation	Ellwood	Goleta	8	\$ 14,800			12/14/2024
201	People's Self-Help Housing Corporation	Isle Vista Apartments	Isla Vista	56	\$ 30,800		\$ 30,800	11/5/2018
202	People's Self-Help Housing Corporation	Jardin de las Rosas	Santa Barbara	40	\$ 47,000	\$ 47,000	\$ 47,000	4/17/2023
203	People's Self-Help Housing Corporation	Juniper Street Apartments	Arroyo Grande	14	\$ 8,400		\$ 8,400	4/30/2019
204	People's Self-Help Housing Corporation	La Brisa Marina	Oceano	16	\$ 9,600		\$ 9,600	2/1/2019
205	People's Self-Help Housing Corporation	Lachen Tara	Avila Beach	29	\$ 17,400		\$ 17,400	8/30/2017
206	People's Self-Help Housing Corporation	Ladera Street Apartments	Santa Barbara	51	\$ 28,050		\$ 28,050	11/5/2018
207	People's Self-Help Housing Corporation	Los Adobes de Maria I	Santa Maria	65	\$ 29,250		\$ 29,250	8/30/2017
208	People's Self-Help Housing Corporation	Los Adobes de Maria II	Santa Maria	52	\$ 23,400		\$ 23,400	8/30/2017
209	People's Self-Help Housing Corporation	Los Robles Terrace	Paso Robles	40	\$ 24,000		\$ 24,000	8/30/2017

	Recipient	Project	City	Housing Units	Grant Amount	Payments 2023	Total Payment	Completion Date or Planned Completion Date
210	People's Self-Help Housing Corporation	Mariposa Town Homes	Orcutt	80	\$ 76,000		\$ 76,000	10/26/2017
211	People's Self-Help Housing Corporation	Oak Forest Apartments	Arroyo Grande	20	\$ 12,000		\$ 12,000	12/19/2018
212	People's Self-Help Housing Corporation	Ocean View Manor	Morro Bay	40	\$ 24,000		\$ 24,000	8/30/2017
213	People's Self-Help Housing Corporation	Oceanside Gardens	Morro Bay	21	\$ 12,600		\$ 12,600	8/30/2017
214	People's Self-Help Housing Corporation	Pacific View Apartments	Morro Bay	26	\$ 15,600		\$ 15,600	8/30/2017
215	People's Self-Help Housing Corporation	People's Place	Santa Paula	68	\$ 52,198			12/15/2023
216	People's Self-Help Housing Corporation	Pismo Creek Bungalows	Pismo Beach	14	\$ 18,410	\$ 18,410	\$ 18,410	4/17/2023
217	People's Self-Help Housing Corporation	Pismo Terrace	Pismo Beach	50	\$ 45,160			12/15/2023
218	People's Self-Help Housing Corporation	River View Townhomes	Guadalupe	80	\$ 36,000		\$ 36,000	8/30/2017
219	People's Self-Help Housing Corporation	Rolling Hills Apartments	Templeton	53	\$ 49,025	\$ 48,000	\$ 49,025	10/24/2019
220	People's Self-Help Housing Corporation	Rolling Hills II	Templeton	30	\$ 48,000		\$ 48,000	4/17/2023
221	People's Self-Help Housing Corporation	Schoolhouse Lane Apartments	Cambria	24	\$ 14,400		\$ 14,400	8/30/2017
222	People's Self-Help Housing Corporation	Sea Breeze Apartments	Los Osos	29	\$ 17,400		\$ 17,400	7/26/2019
223	People's Self-Help Housing Corporation	Sea Haven Apartments	Pismo Beach	12	\$ 7,200		\$ 7,200	4/9/2019
224	People's Self-Help Housing Corporation	Sequoia Apartments	Morro Bay	12	\$ 7,200		\$ 7,200	2/1/2019
225	People's Self-Help Housing Corporation	South Bay Apartments	Los Osos	75	\$ 33,750		\$ 33,750	7/26/2019
226	People's Self-Help Housing Corporation	Storke Ranch Apartments	Goleta	36	\$ 27,180		\$ 27,180	12/19/2018
227	People's Self-Help Housing Corporation	Templeton Place	Templeton	29	\$ 17,400		\$ 17,400	8/30/2017
228	People's Self-Help Housing Corporation	Templeton Place	Templeton	36	\$ 40,140			12/15/2023
229	People's Self-Help Housing Corporation	The Villas at Higuera	San Luis Obispo	28	\$ 16,800		\$ 16,800	8/30/2017
230	People's Self-Help Housing Corporation	Tiburon Place	San Luis Obispo	68	\$ 56,445			12/15/2023

	Recipient	Project	City	Housing Units	Grant Amount	Payments 2023	Total Payment	Completion Date or Planned Completion Date
231	People's Self-Help Housing Corporation	Valentine Court I	Santa Maria	35	\$ 21,000		\$ 21,000	12/19/2018
232	People's Self-Help Housing Corporation	Valentine Court II	Santa Maria	18	\$ 10,800		\$ 10,800	5/10/2019
233	People's Self-Help Housing Corporation	Valentine Court III	Santa Maria	9	\$ 5,400		\$ 5,400	5/10/2019
234	People's Self-Help Housing Corporation	Victoria Hotel	Santa Barbara	28	\$ 16,800		\$ 16,800	8/30/2017
235	People's Self-Help Housing Corporation	Victoria Street Bungalows	Santa Barbara	16	\$ 15,200		\$ 15,200	6/7/2018
236	People's Self-Help Housing Corporation	Villa La Esperanza	Goleta	83	\$ 53,950		\$ 53,950	12/19/2018
237	PEP Housing	575 Vallejo St Senior Apartments Residential Broadband	Petaluma	45	\$ 23,696			5/12/2024
238	PEP Housing	579 Vallejo St Senior Apartments Residential Broadband	Petaluma	40	\$ 18,103			5/12/2024
239	PEP Housing	Acacia Ln Senior Apartments Residential Broadband	Santa Rosa	44	\$ 26,348			5/12/2024
240	PEP Housing	Casa Grande	Petaluma	58	\$ 24,029		\$ 20,619	1/28/2016
241	PEP Housing	Casa Grande Senior Apartments Residential Broadband	Petaluma	57	\$ 33,687			5/12/2024
242	PEP Housing	Caulfield Lane	Petaluma	22	\$ 12,501		\$ 9,661	1/28/2016
243	PEP Housing	Caulfield Lane Senior Apartments Residential Broadband	Petaluma	22	\$ 19,486			5/12/2024
244	PEP Housing	Don Bennet Senior Apartments	Petaluma	16	\$ 17,128			5/12/2024
245	PEP Housing	Edith Street Senior Apartments Residential Broadband	Petaluma	24	\$ 21,162			5/12/2024
246	PEP Housing	Kellgren Senior Apartments Residential Broadband	Petaluma	50	\$ 27,310			5/12/2024
247	PEP Housing	Linda Tunis Senior Apartments Residential Broadband	Santa Rosa	26	\$ 17,280			5/12/2024
248	PEP Housing	Mountain View	Petaluma	24	\$ 10,087		\$ 9,617	2/2/2016

	Recipient	Project	City	Housing Units	Grant Amount	Payments 2023	Total Payment	Completion Date or Planned Completion Date
249	PEP Housing	Mountain View Senior Apartments Residential Broadband	Petaluma	24	\$ 15,605			5/12/2024
250	PEP Housing	Orange Tree Senior Apartments Residential Broadband	Oroville	49	\$ 42,227			5/12/2024
251	PEP Housing	Richard Lieb Senior Apartments Residential Broadband	Petaluma	22	\$ 18,922			5/12/2024
252	PEP Housing	Sun House Senior	Ukiah	42	\$ 20,803		\$ 20,803	9/15/2017
253	PEP Housing	Sun House Senior Apartments Residential Broadband	Ukiah	41	\$ 25,538			5/12/2024
254	PEP Housing	Toussin Senior Apartments Residential Broadband	Kentfield	13	\$ 12,753			5/12/2024
255	Petaluma Ecumenical Properties (PEP Housing)	10 Toussin	Kentfield	13	\$ 7,557		\$ 6,492	6/24/2015
256	Petaluma Ecumenical Properties (PEP Housing)	1275 Lindberg	Petaluma	16	\$ 8,296		\$ 7,161	6/25/2015
257	Petaluma Ecumenical Properties (PEP Housing)	167 Edith	Petaluma	24	\$ 10,675		\$ 9,300	6/23/2015
258	Petaluma Ecumenical Properties (PEP Housing)	210 Douglas	Petaluma	24	\$ 10,287		\$ 9,197	6/23/2015
259	Petaluma Ecumenical Properties (PEP Housing)	575 Vallejo	Petaluma	45	\$ 16,822		\$ 14,566	6/22/2015
260	Petaluma Ecumenical Properties (PEP Housing)	579 Vallejo	Petaluma	40	\$ 12,295		\$ 11,419	6/23/2015
261	RCD Housing	Bell Gardens	Fremont	128	\$ 114,176			6/8/2024
262	RCD Housing	Coliseum Place	Oakland	59	\$ 65,077			6/8/2024
263	RCD Housing	Hannon Gateway	Emeryville	89	\$ 79,200			5/12/2024
264	RCD Housing	Madrone Terrace	San Leandro	79	\$ 79,553			6/8/2024
265	RCD Housing	Maudelle Miller Shirek	Berkley	87	\$ 78,387			6/8/2024
266	RCD Housing	Rick Judd Commons	Concord	62	\$ 64,790			6/8/2024
267	RCD Housing	Sango Court	Milpitas	102	\$ 80,580			6/8/2024
268	Richmond Housing Authority	Friendship Manor	Richmond	58	\$ 25,152		\$ 25,152	2/25/2019
269	Richmond Housing Authority	Nevin Plaza	Richmond	142	\$ 41,520		\$ 41,520	2/25/2019

	Recipient	Project	City	Housing Units	Grant Amount	Payments 2023	Total Payment	Completion Date or Planned Completion Date
270	Richmond Housing Authority	Triangle Court	Richmond	98	\$ 43,080		\$ 43,080	2/25/2019
271	San Francisco Housing Development Corporation	Bayview Commons	San Francisco	29	\$ 17,166		\$ 17,166	11/16/2017
272	San Francisco Housing Development Corporation	Hunters Point East	San Francisco	89	\$ 39,601		\$ 39,601	6/4/2018
273	San Francisco Housing Development Corporation	Hunters Point West	San Francisco	124	\$ 36,967		\$ 36,967	3/23/2018
274	San Francisco Housing Development Corporation	Westbrook Apartments	San Francisco	227	\$ 67,157		\$ 66,941	8/30/2019
275	Satellite Affordable Housing Associates	Columbia Park Manor	Pittsburg	79	\$ 21,225		\$ 21,225	3/30/2017
276	Satellite Affordable Housing Associates	Lakeside Senior Apartments	Oakland	100	\$ 23,733		\$ 23,734	3/2/2017
277	Satellite Affordable Housing Associates	Lawrence Moore	Berkeley	46	\$ 16,537		\$ 16,537	5/28/2017
278	Satellite Affordable Housing Associates	Linda Glen	Oakland	42	\$ 15,520		\$ 15,457	3/4/2017
279	Satellite Affordable Housing Associates	Otterbein Manor	Oakland	44	\$ 15,949		\$ 15,847	4/26/2017
280	Satellite Affordable Housing Associates	Sacramento Senior Homes	Berkeley	40	\$ 16,844		\$ 16,844	4/30/2017
281	Satellite Affordable Housing Associates	Satellite St. Andrew's Manor, LLC	Oakland	60	\$ 52,157			5/12/2024
282	Satellite Affordable Housing Associates (SAHA)	Amistad House	Oakland	60	\$ 22,235		\$ 20,293	10/14/2016
283	Satellite Affordable Housing Associates (SAHA)	Beth Asher	Oakland	50	\$ 30,125		\$ 17,920	6/9/2017
284	Satellite Affordable Housing Associates (SAHA)	Petaluma Avenue Homes	Sebastopol	45	\$ 17,994		\$ 17,994	12/2/2016
285	Satellite Affordable Housing Associates (SAHA)	Satellite Central	Oakland	152	\$ 33,461		\$ 33,339	10/14/2016
286	Satellite Affordable Housing Associates (SAHA)	Stuart Pratt	Berkeley	44	\$ 26,638		\$ 16,582	5/30/2017
287	Satellite Affordable Housing Associates (SAHA)	Valdez Plaza	Oakland	150	\$ 29,400		\$ 26,394	8/31/2016
288	Self-Help Enterprises	ALMOND COURT PARTNERS	Wasco	36	\$ 21,600		\$ 21,600	4/19/2016
289	Self-Help Enterprises	Annadale Commons	Fresno	40	\$ 33,000	\$ 33,000	\$ 33,000	4/11/2023
290	Self-Help Enterprises	CALIENTE CREEK PARTNERS	Arvin	46	\$ 27,600		\$ 26,600	4/20/2016

	Recipient	Project	City	Housing Units	Grant Amount	Payments 2023	Total Payment	Completion Date or Planned Completion Date
291	Self-Help Enterprises	Cottonwood Creek	Madera	40	\$ 22,800		\$ 22,800	4/20/2016
292	Self-Help Enterprises	Dinuba Manor	Dinuba	36	\$ 57,240			6/8/2024
293	Self-Help Enterprises	Gateway Village	Modesto	48	\$ 28,800		\$ 28,800	5/2/2018
294	Self-Help Enterprises	Goshen Village II	Goshen	56	\$ 25,200		\$ 25,200	5/2/2018
295	Self-Help Enterprises	Lincoln Plaza	Hanford	48	\$ 24,000		\$ 24,000	4/26/2016
296	Self-Help Enterprises	Madison Place	Bakersfield	56	\$ 43,400			5/12/2024
297	Self-Help Enterprises	Mariposa Oaks	Mariposa	24	\$ 120,000			12/15/2023
298	Self-Help Enterprises	Mt. Whitney Place	Lindsay	29	\$ 35,525			6/8/2024
299	Self-Help Enterprises	NORTH PARK APARTMENTS HOUSING CORPORATION	Bakersfield	104	\$ 31,200		\$ 31,200	5/5/2016
300	Self-Help Enterprises	Nupchi Xo'oy	Porterville	40	\$ 128,000			12/15/2023
301	Self-Help Enterprises	Parksdale Village II	Madera	48	\$ 28,800		\$ 28,800	5/2/2018
302	Self-Help Enterprises	RANCHO LINDO PARTNERS	Lamont	44	\$ 35,200		\$ 35,200	4/13/2017
303	Self-Help Enterprises	ROLLING HILLS PARTNERS	Newman	52	\$ 28,600		\$ 28,600	4/13/2017
304	Self-Help Enterprises	Sand Creek	Orosi	60	\$ 27,000		\$ 27,000	5/2/2018
305	Self-Help Enterprises	SOLINAS VILLAGE aka SELF HELP COMMUNITIES 1, LLC	Mcfarland	52	\$ 35,100		\$ 35,100	4/13/2017
306	Self-Help Enterprises	Sugar Pine Village	Madera	52	\$ 68,900			12/15/2023
307	Self-Help Enterprises	SUNRISE VILLA PARTNERS	Wasco	44	\$ 26,400		\$ 26,400	4/19/2016
308	Self-Help Enterprises	The Haven	Bakersfield	24	\$ 38,400			6/8/2024
309	Self-Help Enterprises	Valley Oaks	Oakhurst	24	\$ 48,600			6/8/2024
310	Self-Help Enterprises	Villa de Guadalupe	Orosi	60	\$ 27,000		\$ 27,000	5/2/2018
311	Self-Help Enterprises	Villa Del Rey	Del Rey	48	\$ 28,800		\$ 28,800	4/22/2016
312	Self-Help Enterprises	VILLA HERMOSA PARTNERS	Wasco	40	\$ 24,000		\$ 24,000	4/22/2016
313	Self-Help Enterprises	Viscaya Gardens	Dinuba	48	\$ 28,800		\$ 28,800	5/2/2018
314	Self-Help Enterprises	WASHINGTON PLAZA PARTNERS	Earlimart	44	\$ 26,400		\$ 26,400	4/21/2016
315	Self-Help Enterprises	Woodlake Townhomes	Woodlake	11	\$ 37,950			6/8/2024

	Recipient	Project	City	Housing Units	Grant Amount	Payments 2023	Total Payment	Completion Date or Planned Completion Date
316	Shelter Inc.	Project Homekey	Vallejo	48	\$ 81,903			6/8/2024
317	Silvercrest, Inc. (non-profit)	Inyo Terrace	Fresno	44	\$ 25,960		\$ 25,960	11/26/2018
318	Silvercrest, Inc. (non-profit)	Pacific Gardens	Fresno	56	\$ 28,800		\$ 14,866	11/26/2018
319	Silvercrest, Inc. (non-profit)	Parc Grove Commons	Fresno	215	\$ 64,400		\$ 59,900	4/1/2016
320	Silvercrest, Inc. (non-profit)	Parc Grove Northwest	Fresno	148	\$ 43,560		\$ 43,560	4/1/2016
321	Silvercrest, Inc. (non-profit)	Yosemite Village	Fresno	69	\$ 44,850		\$ 15,114	2/28/2021
322	Skid Row Housing Trust	Charles Cobb Apartments	Los Angeles	76	\$ 34,200		\$ 6,373	7/31/2020
323	Skid Row Housing Trust	New Genesis Apartments	Los Angeles	106	\$ 31,800		\$ 13,612	7/31/2020
324	Skid Row Housing Trust	Star Apartments	Los Angeles	102	\$ 30,600		\$ 10,044	7/31/2020
325	Surf Development Company	Aparicio Apartments I	Goleta	56	\$ 151,200	\$ 37,800	\$ 37,800	12/15/2023
326	Surf Development Company	Central Plaza	Santa Maria	112	\$ 61,040		\$ 61,040	1/31/2018
327	Surf Development Company	Creekside Village	Los Alamos	39	\$ 22,386		\$ 22,386	12/27/2017
328	Surf Development Company	Cypress Court	Lompoc	60	\$ 27,000		\$ 27,000	1/31/2018
329	Surf Development Company	Homebase on G	Lompoc	39	\$ 83,850	\$ 83,850	\$ 83,850	4/20/2023
330	Surf Development Company	Leland Park	Orcutt	16	\$ 15,600		\$ 15,600	1/31/2018
331	Surf Development Company	Lompoc Terrace	Lompoc	40	\$ 168,000	\$ 42,000	\$ 42,000	12/15/2023
332	Surf Development Company	Palm Grove	Lompoc	40	\$ 37,800		\$ 37,800	1/31/2018
333	Surf Development Company	Parkview Apartments	Goleta	20	\$ 15,210		\$ 15,210	1/31/2018
334	Surf Development Company	Pescadero Lofts	Goleta	33	\$ 19,173		\$ 19,173	1/31/2018
335	Surf Development Company	Positano Apartments	Goleta	130	\$ 39,000		\$ 39,000	11/19/2019
336	Surf Development Company	Rancho Hermosa	Santa Maria	47	\$ 27,730		\$ 27,730	12/27/2017
337	Surf Development Company	Sandpiper Apartments	Goleta	68	\$ 30,600		\$ 30,600	1/31/2018
338	Surf Development Company	Santa Rita Village I	Lompoc	36	\$ 21,600		\$ 21,600	1/31/2018
339	Surf Development Company	Stanley Horn Homes	Lompoc	44	\$ 139,700	\$ 34,925	\$ 34,925	12/15/2023
340	Surf Development Company	Ted Zenich Gardens	Santa Maria	24	\$ 14,400		\$ 14,400	1/31/2018
341	Surf Development Company	Vintage Walk	Buellton	6	\$ 30,600	\$ 7,650	\$ 7,650	12/15/2023
342	Sutter Community Affordable Housing	Kristen Court Apartments	Live Oak	56	\$ 25,038		\$ 24,299	12/14/2016

	Recipient	Project	City	Housing Units	Grant Amount	Payments 2023	Total Payment	Completion Date or Planned Completion Date
343	Swords to Plowshares Veterans Rights Organization	The Fairfax Hotel	San Francisco	43	\$ 9,353		\$ 8,909	10/29/2015
344	Swords to Plowshares Veterans Rights Organization	The Stanford Hotel	San Francisco	130	\$ 5,144		\$ 4,462	9/18/2015
345	Tenderloin Neighborhood Development Corporation (TNDC)	430 Turk	San Francisco	89	\$ 35,215		\$ 35,215	11/17/2017
346	Tenderloin Neighborhood Development Corporation (TNDC)	939 Eddy	San Francisco	36	\$ 21,563		\$ 21,462	12/8/2017
347	Tenderloin Neighborhood Development Corporation (TNDC)	951 Eddy	San Francisco	26	\$ 15,037		\$ 15,037	12/11/2017
348	Tenderloin Neighborhood Development Corporation (TNDC)	Aarti Hotel	San Francisco	40	\$ 23,972		\$ 23,972	12/8/2017
349	Tenderloin Neighborhood Development Corporation (TNDC)	Alexander Residence	San Francisco	179	\$ 53,673		\$ 53,673	12/15/2017
350	Tenderloin Neighborhood Development Corporation (TNDC)	Antonia Manor	San Francisco	133	\$ 39,726		\$ 39,726	12/4/2017
351	Tenderloin Neighborhood Development Corporation (TNDC)	Buena Vista Terrace	San Francisco	40	\$ 23,640		\$ 23,640	12/1/2017
352	Tenderloin Neighborhood Development Corporation (TNDC)	Civic Center Residence	San Francisco	212	\$ 63,472		\$ 63,472	2/23/2018
353	Tenderloin Neighborhood Development Corporation (TNDC)	Curran House	San Francisco	67	\$ 24,966		\$ 24,865	6/6/2017
354	Tenderloin Neighborhood Development Corporation (TNDC)	Dalt Hotel	San Francisco	179	\$ 45,574		\$ 45,547	6/26/2017
355	Tenderloin Neighborhood Development Corporation (TNDC)	Folsom + Dore Apartments	San Francisco	98	\$ 43,976		\$ 43,976	9/27/2017

	Recipient	Project	City	Housing Units	Grant Amount	Payments 2023	Total Payment	Completion Date or Planned Completion Date
356	Tenderloin Neighborhood Development Corporation (TNDC)	Maria Manor	San Francisco	119	\$ 34,224		\$ 32,795	12/15/2017
357	Tenderloin Neighborhood Development Corporation (TNDC)	Mosaica (Family)	San Francisco	93	\$ 41,170		\$ 41,170	9/22/2017
358	Tenderloin Neighborhood Development Corporation (TNDC)	Mosaica (Senior)	San Francisco	24	\$ 14,220		\$ 14,220	9/22/2017
359	Tenderloin Neighborhood Development Corporation (TNDC)	Ritz Hotel	San Francisco	88	\$ 30,252		\$ 30,252	6/1/2017
360	Tenderloin Neighborhood Development Corporation (TNDC)	SOMA Family Apartments	San Francisco	74	\$ 27,767		\$ 27,767	6/29/2017
361	Tenderloin Neighborhood Development Corporation (TNDC)	SOMA Studios	San Francisco	88	\$ 31,344		\$ 31,344	6/30/2017
362	Tenderloin Neighborhood Development Corporation (TNDC)	West Hotel	San Francisco	106	\$ 31,683		\$ 31,683	12/8/2017
363	The Banneker Homes, Inc.	Banneker Homes	San Francisco	108	\$ 45,900		\$ 45,900	8/23/2018
364	Visionary Home Builders of California, Inc	Almond Terrace	Ceres	46	\$ 27,600		\$ 27,600	11/28/2018
365	Visionary Home Builders of California, Inc	Delta Plaza	Stockton	30	\$ 17,288		\$ 17,288	4/3/2018
366	Visionary Home Builders of California, Inc	Dewey Apartments	Stockton	10	\$ 6,000		\$ 5,750	4/3/2018
367	Visionary Home Builders of California, Inc	Diamond Cove Townhomes I-A	Stockton	36	\$ 21,600		\$ 21,600	5/11/2018
368	Visionary Home Builders of California, Inc	Diamond Cove Townhomes I-B	Stockton	24	\$ 14,400		\$ 14,360	6/4/2018
369	Visionary Home Builders of California, Inc	Mountain View Townhomes	Tracy	37	\$ 22,200		\$ 21,825	11/28/2018
370	Visionary Home Builders of California, Inc	Villa Isabella	Stockton	20	\$ 11,925		\$ 11,675	4/3/2018
371	Visionary Home Builders of California, Inc	Villa Monterey	Stockton	45	\$ 27,000		\$ 27,000	11/28/2018
372	Visionary Home Builders of California, Inc	Whispering Pines	Sacramento	96	\$ 43,200		\$ 43,200	8/10/2018
373	Ward Economic Development Corporation	Ward Villas	Los Angeles	120	\$ 35,836		\$ 6,600	6/21/2021

	Recipient	Project	City	Housing Units	Grant Amount	Payments 2023	Total Payment	Completion Date or Planned Completion Date
374	West Sacramento Housing Development Corporation	Patio Apartments	West Sacramento	45	\$ 16,875		\$ 15,750	1/12/2016
375	West Sacramento Housing Development Corporation	Washington Courtyards	West Sacramento	90	\$ 23,100		\$ 20,850	1/13/2016
376	West Sacramento Housing Development Corporation	West Capitol	West Sacramento	125	\$ 32,113		\$ 32,113	1/12/2016

Attachment J: Public Housing Adoption Completed Projects Costs and Participation as of December 2023

	Recipient	Project	Completion Date	Residents	Grant	Total Payment	Trained	% Trained	% Trained who Subscribe to Broadband	Cost Per Resident Trained
1	BRIDGE Housing Corporation	Armstrong Place Senior Housing	12/31/2017	152	\$36,970	\$34,593	49	32%	92%	\$706
2	BRIDGE Housing Corporation	Chestnut Creek Senior Housing	6/30/2019	55	\$24,250	\$24,250	38	69%	100%	\$638
3	BRIDGE Housing Corporation	Chestnut Linden Court	6/30/2019	410	\$34,170	\$30,038	43	10%	100%	\$699
4	BRIDGE Housing Corporation	Emeryvilla	6/30/2019	46	\$23,550	\$23,550	22	48%	95%	\$1,070
5	BRIDGE Housing Corporation	Geraldine Johnson Senior Housing	12/31/2017	74	\$29,130	\$27,382	18	24%	100%	\$1,521
6	BRIDGE Housing Corporation	Ironhorse at Central	6/30/2019	251	\$30,030	\$25,399	13	5%	85%	\$1,954
7	BRIDGE Housing Corporation	Mandela Gateway Apartments	6/30/2019	440	\$34,510	\$34,510	62	14%	100%	\$557
8	BRIDGE Housing Corporation	Natoma Family Apartments	6/30/2019	137	\$25,550	\$25,550	33	24%	100%	\$774
9	BRIDGE Housing Corporation	Richmond City Center	6/30/2019	171	\$25,630	\$20,520	14	8%	100%	\$1,466
10	BRIDGE Housing Corporation	St. Joseph's Senior Apartments	12/31/2017	103	\$33,130	\$33,130	42	41%	67%	\$789
11	BRIDGE Housing Corporation	Terraza Palmera at St. Josephs	6/30/2019	171	\$26,090	\$23,881	34	20%	100%	\$702
12	Christian Church Homes (CCH)	Fargo Senior Center	6/30/2019	102	\$42,000	\$19,060	26	25%	79%	\$733
13	Christian Church Homes (CCH)	Harrison Street Senior Housing	5/31/2019	100	\$25,420	\$25,420	39	39%	85%	\$652
14	Christian Church Homes (CCH)	Sylvester Rutledge Manor - North Oakland Senior Housing	8/1/2019	69	\$39,000	\$16,880	17	25%	100%	\$993
15	Christian Church Homes (CCH)	Westlake Christian Terrace East	9/30/2019	243	\$49,500	\$48,975	77	32%	62%	\$636
16	Christian Church Homes (CCH)	Westlake Christian Terrace West	9/30/2019	250	\$49,500	\$49,490	64	26%	66%	\$773

	Recipient	Project	Completion Date	Residents	Grant	Total Payment	Trained	% Trained	% Trained who Subscribe to Broadband	Cost Per Resident Trained
17	EAH Housing Corporation	Buchanan Park	9/30/2019	154	\$34,460	\$28,460	38	25%	100%	\$749
18	EAH Housing Corporation	Casa Adobe	9/30/2019	56	\$20,390	\$16,160	33	59%	100%	\$490
19	EAH Housing Corporation	Centertown	12/31/2019	180	\$34,930	\$34,930	48	27%	100%	\$728
20	EAH Housing Corporation	Cochrane Village	9/16/2020	318	\$49,900	\$49,219	88	28%	100%	\$559
21	EAH Housing Corporation	Don de Dios	12/31/2019	267	\$41,070	\$41,070	50	19%	100%	\$821
22	EAH Housing Corporation	Drakes Way	9/4/2020	68	\$10,500	\$10,500	24	35%	100%	\$438
23	EAH Housing Corporation	Elena Gardens	12/20/2019	362	\$49,080	\$49,080	73	20%	100%	\$672
24	EAH Housing Corporation	Floral Gardens	10/16/2020	143	\$43,286	\$41,979	55	38%	100%	\$763
25	EAH Housing Corporation	Fountain West	10/20/2020	196	\$47,133	\$40,012	51	26%	100%	\$785
26	EAH Housing Corporation	Golden Oaks	9/30/2019	52	\$19,090	\$15,890	34	65%	100%	\$467
27	EAH Housing Corporation	Los Robles	3/31/2020	420	\$49,930	\$48,815	79	19%	89%	\$618
28	EAH Housing Corporation	Palm Court	5/20/2020	69	\$37,239	\$37,239	65	94%	100%	\$573
29	EAH Housing Corporation	Point Reyes	9/30/2019	72	\$16,165	\$14,765	20	28%	100%	\$738
30	EAH Housing Corporation	Pollard Plaza	12/31/2019	193	\$49,935	\$49,935	76	39%	100%	\$657
31	EAH Housing Corporation	Riviera Apartments	5/20/2020	77	\$24,960	\$20,930	28	36%	100%	\$748
32	EAH Housing Corporation	Rodeo Gateway	3/31/2020	55	\$24,690	\$23,327	43	78%	100%	\$543
33	EAH Housing Corporation	San Clemente Place	7/1/2020	212	\$41,478	\$41,478	71	33%	100%	\$584
34	EAH Housing Corporation	Silver Oak	11/21/2019	26	\$14,680	\$14,680	24	92%	100%	\$612
35	EAH Housing Corporation	The Oaks	12/31/2019	104	\$18,513	\$18,513	25	24%	100%	\$741

	Recipient	Project	Completion Date	Residents	Grant	Total Payment	Trained	% Trained	% Trained who Subscribe to Broadband	Cost Per Resident Trained
36	EAH Housing Corporation	Turina House	5/20/2020	91	\$18,150	\$17,704	26	29%	100%	\$681
37	EAH Housing Corporation	Village Avante	9/29/2020	549	\$49,990	\$47,685	134	24%	100%	\$356
38	EAH Housing Corporation	Vista Park 1	5/20/2020	112	\$37,311	\$35,197	66	59%	100%	\$533
39	EAH Housing Corporation	Vista Park 2	5/20/2020	122	\$37,311	\$35,517	65	53%	100%	\$546
40	East Bay Asian Local Development Corporation	California Hotel	2/23/2022	166	\$49,850	\$11,672	51	31%	100%	\$229
41	East Bay Asian Local Development Corporation	Hismen Hin-Nu Terrace	4/27/2022	371	\$49,994	\$11,650	36	10%	100%	\$324
42	East Bay Asian Local Development Corporation	Noble Tower Apartments	3/30/2022	270	\$50,000	\$11,460	80	30%	100%	\$143
43	Eden Housing, Inc	801 Alma Family Apartments	1/31/2019	156	\$12,880	\$12,880	38	24%	100%	\$339
44	Eden Housing, Inc	Altenheim	7/1/2018	199	\$19,380	\$18,030	64	32%	100%	\$282
45	Eden Housing, Inc	Camphora	1/31/2019	134	\$21,040	\$21,040	40	30%	100%	\$526
46	Eden Housing, Inc	Carlow Court Apartments	1/31/2019	74	\$12,880	\$12,880	41	55%	100%	\$314
47	Eden Housing, Inc	Cottonwood Place Apartments	7/1/2018	146	\$16,015	\$15,615	90	62%	88%	\$174
48	Eden Housing, Inc	Studio 819 Apartments	7/1/2018	61	\$12,880	\$12,830	47	77%	83%	\$273
49	Eden Housing, Inc	Weinreb Place	12/15/2017	24	\$12,351	\$11,951	19	79%	100%	\$629
50	Eden Housing, Inc	Wexford Way	7/1/2018	416	\$12,880	\$12,480	136	33%	85%	\$92
51	Episcopal Community Services of San Francisco	Bishop Swing Community House	6/30/2018	135	\$49,959	\$41,612	75	56%	100%	\$555
52	Episcopal Community Services of San Francisco	Canon Barcus Community House	6/30/2018	153	\$49,520	\$35,547	32	21%	100%	\$1,111
53	Episcopal Community Services of San Francisco	Canon Kip Community House	6/30/2018	103	\$49,593	\$36,092	38	37%	100%	\$950

	Recipient	Project	Completion Date	Residents	Grant	Total Payment	Trained	% Trained	% Trained who Subscribe to Broadband	Cost Per Resident Trained
54	First Community Housing	Betty Ann Gardens	3/30/2020	230	\$38,910	\$29,287	25	11%	100%	\$1,171
55	First Community Housing	Casa Feliz Studios	3/20/2020	60	\$36,700	\$25,053	19	32%	100%	\$1,319
56	First Community Housing	Creekview inn	2/15/2020	25	\$19,705	\$11,858	9	36%	100%	\$1,318
57	First Community Housing	Curtner Studios Digital Connections	3/10/2017	200	\$25,756	\$22,712	41	21%	100%	\$554
58	First Community Housing	El Paseo Digital Connections	3/10/2017	98	\$21,030	\$20,350	22	22%	100%	\$925
59	First Community Housing	Fourth Street Apts	3/30/2020	250	\$38,910	\$27,062	20	8%	100%	\$1,353
60	First Community Housing	Japantown Senior Apts	3/30/2020	85	\$36,700	\$27,069	27	32%	100%	\$1,003
61	First Community Housing	Orchard Parkview	3/30/2020	130	\$36,700	\$26,770	17	13%	100%	\$1,575
62	Housing Authority of the County of Los Angeles (HACoLA)	Carmelitos Housing Development	1/31/2018	1750	\$28,210	\$19,223	288	16%	36%	\$67
63	Housing Authority of the County of Los Angeles (HACoLA)	Harbor Hills Housing Development	1/31/2018	761	\$28,210	\$19,223	97	13%	33%	\$198
64	Housing Authority of the County of Los Angeles (HACoLA)	Nueva Maravilla Housing Development	1/31/2018	1471	\$28,210	\$19,223	285	19%	38%	\$67
65	Jamboree Housing Corporation	Ceres Court Apartments	9/30/2018	147	\$12,798	\$8,363	56	38%	71%	\$149
66	Jamboree Housing Corporation	Ceres Way Apartments	9/30/2018	138	\$11,877	\$9,638	50	36%	90%	\$193
67	Jamboree Housing Corporation	Puerto del Sol Apartments	8/31/2017	498	\$23,567	\$12,483	59	12%	80%	\$212
68	Jamboree Housing Corporation	Woodglen Vista Apartments	9/30/2018	432	\$10,677	\$10,637	150	35%	30%	\$71
69	Mutual Housing California	Glen Ellen Mutual Housing Community	6/30/2019	96	\$34,250	\$24,564	28	29%	71%	\$877
70	Mutual Housing California	Lemon Hill	8/31/2018	282	\$42,058	\$25,118	24	9%	100%	\$1,047

	Recipient	Project	Completion Date	Residents	Grant	Total Payment	Trained	% Trained	% Trained who Subscribe to Broadband	Cost Per Resident Trained
71	Mutual Housing California	Moore Village Mutual Housing Community	6/30/2019	154	\$41,700	\$25,824	36	23%	72%	\$717
72	Mutual Housing California	Mutual Housing at Dixianne	6/30/2019	184	\$40,500	\$22,764	19	10%	89%	\$1,198
73	Mutual Housing California	Mutual Housing at Norwood	6/30/2019	305	\$49,848	\$28,891	42	14%	71%	\$688
74	Mutual Housing California	Mutual Housing at River Garden	6/30/2019	581	\$48,898	\$29,246	52	9%	73%	\$562
75	Mutual Housing California	Mutual Housing at Sky Park	8/31/2018	258	\$44,289	\$27,997	24	9%	100%	\$1,167
76	Mutual Housing California	Mutual Housing at Spring Lake	8/31/2018	335	\$35,960	\$24,763	16	5%	100%	\$1,548
77	Mutual Housing California	Mutual Housing at the Highlands	8/31/2018	141	\$49,533	\$31,964	30	21%	100%	\$1,065
78	Mutual Housing California	Mutual Housing on the Greenway	6/30/2019	168	\$40,100	\$27,524	41	24%	85%	\$671
79	Mutual Housing California	New Harmony	8/31/2018	195	\$38,122	\$26,251	12	6%	100%	\$2,188
80	Mutual Housing California	Owendale	8/31/2018	91	\$25,670	\$19,722	26	29%	100%	\$759
81	Mutual Housing California	Tremont Green Mutual Housing Community	6/30/2019	94	\$34,650	\$23,272	25	27%	76%	\$931
82	Mutual Housing California	Twin Pines Mutual Housing Community	6/30/2019	80	\$34,900	\$22,411	20	25%	90%	\$1,121
83	Mutual Housing California	Victory Townhomes Mutual Housing Community	6/30/2019	70	\$30,250	\$21,217	21	30%	81%	\$1,010
84	Oakland Housing Authority	Lockwood Learning Center	11/15/2022	804	\$98,495	\$80,214	158	20%		\$508
85	Peoples' Self-Help Housing	Ocean View Manor	8/15/2019	40	\$13,575	\$9,212	19	48%	100%	\$485
86	Peoples' Self-Help Housing	Oceanside Gardens	8/15/2019	21	\$7,883	\$6,726	15	71%	100%	\$448
87	Petaluma Ecumenical Properties (PEP Housing)	575 Vallejo Street Senior Apartments Adoption	11/9/2016	46	\$10,550	\$7,023	28	61%	100%	\$251
88	Petaluma Ecumenical Properties (PEP Housing)	579 Vallejo Street Senior Apartments Adoption	11/10/2016	41	\$9,430	\$6,271	25	61%	100%	\$251

	Recipient	Project	Completion Date	Residents	Grant	Total Payment	Trained	% Trained	% Trained who Subscribe to Broadband	Cost Per Resident Trained
89	Petaluma Ecumenical Properties (PEP Housing)	Acacia Lane Senior Apartments Adoption	11/3/2016	47	\$10,190	\$6,772	27	57%	100%	\$251
90	Petaluma Ecumenical Properties (PEP Housing)	Casa Grande Senior Apartments Adoption	11/17/2016	60	\$13,350	\$9,030	36	60%	100%	\$251
91	Petaluma Ecumenical Properties (PEP Housing)	Caulfield Lane Senior Apartments Adoption	11/18/2016	23	\$5,220	\$3,512	14	61%	100%	\$251
92	Petaluma Ecumenical Properties (PEP Housing)	Kellgren Senior Apartments Adoption	11/4/2016	53	\$11,650	\$7,776	31	58%	100%	\$251
93	San Francisco Housing Development Corporation	Hunters Point West	7/31/2020	496	\$50,000	\$31,660	29	6%	100%	\$1,092
94	San Francisco Housing Development Corporation	Westbrook	11/30/2021	681	\$50,000	\$48,002	31	5%	100%	\$1,548
95	Satellite Affordable Housing Associates	Amistad House	10/30/2018	63	\$48,290	\$47,875	39	62%	100%	\$1,228
96	Satellite Affordable Housing Associates	Arboleda Apartments Adoption	6/30/2017	92	\$40,756	\$40,756	32	35%	100%	\$1,274
97	Satellite Affordable Housing Associates	Beth Asher	7/31/2019	53	\$37,260	\$33,479	35	66%	100%	\$957
98	Satellite Affordable Housing Associates	Columbia Park Manor	7/31/2019	87	\$41,930	\$39,991	40	46%	100%	\$1,000
99	Satellite Affordable Housing Associates	Lakeside Senior Apartments	5/31/2019	118	\$46,360	\$46,360	71	60%	100%	\$653
100	Satellite Affordable Housing Associates	Lawrence Moore Manor	7/31/2019	50	\$34,125	\$31,527	28	56%	100%	\$1,126
101	Satellite Affordable Housing Associates	Linda Glen	7/31/2019	44	\$31,560	\$29,978	26	59%	100%	\$1,153
102	Satellite Affordable Housing Associates	Merritt Crossing Adoption	9/24/2017	95	\$50,000	\$48,535	37	39%	100%	\$1,312
103	Satellite Affordable Housing Associates	Orchards Senior Homes	6/30/2019	67	\$34,230	\$33,838	34	51%	100%	\$995
104	Satellite Affordable Housing Associates	Petaluma Avenue Homes	8/30/2018	99	\$48,350	\$48,054	31	31%	100%	\$1,550

	Recipient	Project	Completion Date	Residents	Grant	Total Payment	Trained	% Trained	% Trained who Subscribe to Broadband	Cost Per Resident Trained
105	Satellite Affordable Housing Associates	Sacramento Senior Homes	7/31/2019	41	\$30,150	\$28,770	22	54%	100%	\$1,308
106	Satellite Affordable Housing Associates	Satellite Central	8/30/2018	196	\$50,000	\$49,807	116	59%	100%	\$429
107	Satellite Affordable Housing Associates	Strawberry Creek Lodge Adoption	9/24/2017	150	\$49,970	\$49,679	67	45%	100%	\$741
108	Satellite Affordable Housing Associates	Stuart Pratt Manor	7/31/2019	47	\$27,910	\$27,173	25	53%	100%	\$1,087
109	Satellite Affordable Housing Associates	Valdez Plaza	8/30/2018	194	\$50,000	\$48,547	101	52%	100%	\$481
110	Silvercrest, Inc. (non-profit)	Parc Grove Commons	12/5/2017	559	\$38,894	\$20,806	61	11%	100%	\$341
111	Silvercrest, Inc. (non-profit)	Parc Grove Northwest	12/5/2017	381	\$38,894	\$16,161	45	12%	100%	\$359
112	Silvercrest, Inc. (non-profit)	Viking Village	12/5/2017	121	\$38,894	\$18,504	26	21%	100%	\$712
113	Tabernacle Community Development Corporation	Robert B Pitts Residences	2/29/2020	203	\$49,400	\$34,506	32	16%	100%	\$1,078
114	West Sacramento Housing Development Corporation	Patio Apartments	12/21/2017	56	\$26,140	\$12,918	13	23%	100%	\$994
115	West Sacramento Housing Development Corporation	Washington Courtyards	7/15/2019	279	\$45,760	\$41,188	59	21%	100%	\$698
116	West Sacramento Housing Development Corporation	West Capitol Courtyards	7/15/2019	155	\$49,984	\$42,928	84	54%	100%	\$511
Total:				23699		\$3,104,915	5563			\$85,592

Attachment K: Tribal Technical Assistance Grant Program Funded Projects as of December 2023

# Projects	Tribe	Amount Requested	Project	Project Type	Award Amount	Grant Cycle
3	Big Valley Rancheria of Pomo Indians	\$49,750	Project 1: Technical Feasibility Study for Broadband Deployment	Feasibility Study	\$49,750	Oct-20
	Big Valley Rancheria of Pomo Indians	\$49,625	Project 2: Feasibility Study to Investigate Potential Broadband Partnerships	Market Study	\$49,625	Oct-20
	Big Valley Rancheria of Pomo Indians	\$50,625	Project 3: Feasibility Study to Investigate Potential Broadband Partnership	Business Plan	\$50,625	Oct-20
1	Karuk Tribe	\$90,000	21/22 Klamath River Rural Broadband Initiative Broadband Study	Market Study and Business Plan	\$90,000	Oct-20
1	Lone Pine Paiute Shoshone Tribe	\$98,000	Working with Communities for Sustainable Broadband	Feasibility Study and Market Study	\$98,000	Oct-20
3	Middletown Rancheria Band	\$49,750	Project 1: Technical Feasibility Study for Broadband Deployment	Feasibility Study	\$49,750	Oct-20
	Middletown Rancheria Band	\$49,625	Project 2: Feasibility Study to Investigate Potential Broadband Partnerships	Market Study	\$49,625	Oct-20
	Middletown Rancheria Band	\$50,625	Project 3: Financial and Organizational Feasibility Study for Broadband Development	Business Plan	\$50,625	Oct-20
1	Yurok Tribe	\$50,000	Feasibility Study to analyze opportunities to purchase established infrastructure assets	Feasibility Study and Business Plan	\$50,000	Oct-20
1	Hoopa Valley Public Utilities District	\$149,850	Hoopa Valley Broadband Initiative Communications Studies	Feasibility Study	\$149,850	Jan-21
1	La Jolla Band of Luiseno Indians	\$60,000	La Jolla Tribal Connectivity Project	Feasibility Study	\$60,000	Jan-21
3	Resighini Rancheria	\$60,000	Project 1: Resighini Rancheria Broadband, Feasibility and Market Studies	Feasibility Study and Market Study	\$60,000	Jan-21
	Resighini Rancheria	\$40,000	Project 2: Resighini Rancheria Broadband Fiber, Wireless and Network Engineering Study	Feasibility Study	\$40,000	Jan-21

# Projects	Tribe	Amount Requested	Project	Project Type	Award Amount	Grant Cycle
	Resighini Rancheria	\$40,000	Project 3: Resighini Rancheria Broadband Regulatory and Carrier Outreach Support	Business Plan	\$40,000	Jan-21
3	Big Sandy Rancheria	\$49,750	Project 1: Technical Feasibility Study for Broadband Deployment	Feasibility Study and Market Study	\$49,750	Apr-21
	Big Sandy Rancheria	\$49,625	Project 2: Feasibility Study to Investigate Potential Broadband Partnerships	Feasibility Study	\$49,625	Apr-21
	Big Sandy Rancheria	\$50,625	Project 3: Financial and Organizational Feasibility Study for Broadband Development	Business Plan	\$50,625	Apr-21
1	Bishop Indian Tribal Council	\$100,900	Working With Communities For Sustainable Broadband	Feasibility Study	\$104,200	Apr-21
1	Colorado River Indian Tribes	\$150,000	Working With Communities For Sustainable Broadband	Feasibility Study	\$97,000	Apr-21
1	Fort Independence Tribe	\$150,000	Fort Independence Tribe Sustainable Broadband	Feasibility Study	\$99,500	Apr-21
3	Mechoopda Indian Tribe	\$49,750	Project 1: Technical Feasibility Study for Broadband Deployment	Feasibility Study	\$49,750	Apr-21
	Mechoopda Indian Tribe	\$49,625	Project 2: Feasibility Study to Investigate Potential Broadband Partnerships	Feasibility Study and Market Study	\$49,625	Apr-21
	Mechoopda Indian Tribe	\$50,625	Project 3: Financial and Organizational Feasibility Study for Broadband Development	Business Plan	\$50,625	Apr-21
3	Morongo Band of Mission Indians	\$49,750	Project 1: Technical Feasibility Study for Broadband Deployment	Feasibility Study	\$49,750	Apr-21
	Morongo Band of Mission Indians	\$49,625	Project 2: Feasibility Study to Investigate Potential Broadband Partnerships	Feasibility Study and Market Study	\$49,625	Apr-21
	Morongo Band of Mission Indians	\$50,625	Project 3: Financial and Organizational Feasibility Study for Broadband Development	Business Plan	\$50,625	Apr-21
3	Elk Valley Rancheria California	\$49,750	Project 1: Technical Feasibility Study for Broadband Deployment	Feasibility Study	\$49,750	Jul-21

# Projects	Tribe	Amount Requested	Project	Project Type	Award Amount	Grant Cycle
	Elk Valley Rancheria California	\$49,625	Project 2: Feasibility Study to Investigate Potential Broadband Partnerships	Feasibility Study and Market Study	\$49,625	Jul-21
	Elk Valley Rancheria California	\$50,625	Project 3: Financial and Organizational Feasibility Study for Broadband Development	Business Plan	\$50,625	Jul-21
1	Santa Ynez Band of Chumash Indians	\$150,000	Technical Feasibility Study for Broadband Deployment	Feasibility Study	\$90,000	Jul-21
1	Ewiiapaayp Band of Kumeyaay Indians	\$134,400	EBKI Broadband Deployment Studies Project	Market Study	\$134,400	Jan-22
2	Hoopa Valley	\$80,000	HVPUD Pro Forma Financial Analysis	Business Plan	\$80,000	Jan-22
	Hoopa Valley	\$70,000	HVPUD - NOC Feasibility Study	Feasibility Study	\$70,000	Jan-22
1	Lone Pine Paiute-Shoshone Tribe	\$149,500	Affordable Housing and Broadband Infrastructure	Feasibility Study	\$149,500	Jan-22

# Projects	Tribe	Amount Requested	Project	Project Type	Award Amount	Grant Cycle
3	Paskenta Band of Nomlaki Indians	\$49,750	Technical Feasibility Study for Broadband Deployment	Feasibility Study	\$49,750	Jan-22
	Paskenta Band of Nomlaki Indians	\$49,625	Feasibility Study to Investigate Potential Broadband Partnerships	Feasibility Study and Market Study	\$49,625	Jan-22
	Paskenta Band of Nomlaki Indians	\$50,625	Financial and Organizational Feasibility Study for Broadband Development	Business Plan	\$50,625	Jan-22
1	Picayune Rancheria of the Chukchansi	\$150,000	Community Broadband Internet Feasibility Study & Implementation Plan	Feasibility Study and Business Plan	\$150,000	Jan-22
1	Sherwood Valley Band of Pomo Indians	\$98,700	Sustainable Broadband Services	Business Plan	\$98,700	Jan-22
1	Tule River Indian Tribe	\$150,000	Tribal Technical Smart Cyber Infrastructure Study	Feasibility Study	\$150,000	Jan-22
1	Chemehuevi Tribe	\$50,000	Reliable emergency connectivity solutions and roadmap for future-forward Tribal broadband network development	Feasibility Study and Business Plan	\$50,000	April-22
1	Colusa Indian Community Council	\$150,000	Tribal Broadband Vision and Strategy Plan	Feasibility Study and Business Plan	\$150,000	April-22
2	Round Valley Indian Tribe	\$109,000	Round Valley CASF Technical Assistance I	Feasibility Study	\$109,000	April-22
	Round Valley Indian Tribe	\$41,000	Government IT Broadband Network Study	Business Plan	\$41,000	April-22
1	Santa Rosa Band of Cahuilla Indians	\$150,000	Broadband Feasibility Study Toro Peak 2022-2023	Feasibility Study	\$150,000	April-22
1	Campo Band of Mission Indians	\$60,000	Tribal Broadband Feasibility Study: Investigation of Potential Partnerships and Implementation Plan for Broadband Infrastructure.	Feasibility Study	\$60,000	July-22

# Projects	Tribe	Amount Requested	Project	Project Type	Award Amount	Grant Cycle
1	Colorado River Indian Tribes	\$150,000	CRIT Broadband Service Delivery Feasibility Study	Feasibility Study	\$150,000	July-22
3	Fort Independence Indian Community	\$49,750	Technical Feasibility Study for Broadband Deployment	Feasibility Study	\$49,750	July-22
	Fort Independence Indian Community	\$49,625	Feasibility Study to Investigate Potential Broadband Partners	Feasibility Study	\$49,625	July-22
	Fort Independence Indian Community	\$50,625	Financial and Organizational Feasibility Study for Broadband Development	Feasibility Study	\$50,625	July-22

# Projects	Tribe	Amount Requested	Project	Project Type	Award Amount	Grant Cycle
1	Manzanita Band of Diegueno Mission Indians	\$45,000	Wireless Broadband Feasibility Study	Feasibility Study	\$45,000	July-22
2	Round Valley Indian Tribe	\$40,000	Government Transition to 7Tribes Network from All Tribal Networks	Feasibility Study	\$40,000	July-22
	Round Valley Indian Tribe	\$110,000	Round Valley CASF Technical Assistance III	Business Plan	\$110,000	July-22
1	Santa Ynez Band of Chumash Indians	\$150,000	Tribal Broadband Vision and Strategy Plan	Business Plan	\$150,000	July-22
1	Yurok Tribe	\$150,000	5-Year Financial Model Project	Feasibility Study and Business Plan	\$150,000	July-22
1	Bishop Paiute	\$149,200	Organizational and Legal Models for Tribal Broadband Operations	Feasibility Study	\$149,200	Oct-22
1	Bridgeport Indian Colony	\$149,500	Sustainable Broadband for Bridgeport Indian Colony	Network Design, Marketing and Feasibility Studies, and Business Plan	\$149,500	Oct-22
1	Los Coyotes Band of Cahuilla and Cupeno Indians	\$50,000	Los Coyotes Band of Cahuilla & Cupeno Indians Broadband Feasibility Study	Feasibility Study	\$50,000	Oct-22
1	San Pasqual Band of Mission Indians	\$85,000	San Pasqual Broadband Feasibility Study	Feasibility Study	\$85,000	Oct-22
1	Tolowa Dee-Ni' Nation	\$150,000	Tolowa Dee-Ni' Nation Broadband Study (Outreach, Technical Analysis and Wireless Spectrum)	Broadband Study	\$150,000	Oct-22
1	Resighini Rancheria	\$150,000	Tribal Technical Assistance (TTA) - Tower Feasibility Study	Feasibility Study	\$150,000	Jan-23
1	Fort Bidwell Indian Community	\$150,000	Fort Bidwell Indian Community Tribal Technical Assistance	Feasibility Study	\$150,000	Jan-23

# Projects	Tribe	Amount Requested	Project	Project Type	Award Amount	Grant Cycle
1	Middletown Rancheria Band of Pomo Indians	\$150,000	Middletown Rancheria Middle Mile Tower Feasibility	Feasibility Study	\$150,000	Oct-23
1	Hoopa Valley Tribe (Hoopa Valley Public Utilities District)	\$150,000	HVPUD Pro Forma Financial Analysis	Feasibility Study	\$150,000	Oct-23
1	North Fork Rancheria of Mono Indians of California	\$150,000	North Fork Rancheria Broadband Planning, Feasibility and Sustainability Study	Feasibility Study	\$150,000	Oct-23
1	lipay Nation of Santa Ysabel	\$150,000	lipay Nation of Santa Ysabel Tribal Technical Assistance	Feasibility Study	\$150,000	Oct-23
1	Quechan Indian Tribe	\$119,900	Quechan Indian Tribe Feasibility Study for Broadband Deployment	Feasibility Study	\$119,900	Oct-23
Totals:						
67		\$5,979,950			\$5,819,750	