



2025 ANNUAL REPORT

California Advanced Services Fund

PROGRAM YEAR JANUARY 2025 – DECEMBER 2025

PUBLISHED APRIL 2026



**California Public
Utilities Commission**

California Public Utilities Commission
Communications Division

Contents

Executive Summary	4
Projects Awarded in 2025.....	5
CASF Program Goal and Broadband Deployment Progress	6
CASF Team Key Accomplishments in 2025.....	8
Introduction	10
Commission Decision in 2025 Modifying the CASF.....	11
Plans for 2026.....	11
Overview and Financial Information.....	12
Financial Information	13
Projected Surcharge Amount to be Collected.....	16
Served and Unserved Areas of the State.....	17
Progress in Meeting Broadband Deployment Goals.....	18
Broadband Adoption Levels.....	20
Broadband Infrastructure Grant Account.....	24
A. Infrastructure Grants in 2025.....	24
B. Infrastructure Funds Expended in 2025 and Expected Benefits.....	24
C. Total Infrastructure Projects Awarded Since 2008	27
D. Rural Digital Opportunity Fund	30
E. Line Extension Program	30
F. Infrastructure Account Benefits.....	31
Rural and Urban Regional Broadband Consortia Grant Account.....	32
A. Consortia Grants Approved in 2023.....	33
B. Consortia Funds Expended in 2025.....	34
C. Consortia Account Benefits.....	36
D. Total Consortia Grants Awarded Since Inception.....	42
Broadband Adoption Account	44
A. Adoption Grants Awarded in 2025.....	45
B. Adoption Account Funds Allocated and Expended in 2025	48
C. Adoption Account Benefits.....	50
D. Total Adoption Account Projects Awarded.....	51
Broadband Public Housing Account	53
A. Public Housing Grants Awarded in 2025.....	54

B. Public Housing Account Funds Expended in 2025.....54

C. Public Housing Account Benefits.....55

D. Total Public Housing Account Projects Awarded58

Tribal Technical Assistance Grant Program59

A. Tribal Technical Assistance Grants Awarded.....59

B. Tribal Technical Assistance Program Benefits59

Attachments A – K.....60

Attachment A: CASF Infrastructure Account Projects as of December 31st, 202561

Attachment B: Consortia Account Grantee Reported Benefits Funded by CASF73

Attachment C: Consortia Account Projects as of December 31st, 202586

Attachment D: Adoption Account Projects as of December 31st, 2025.....91

Attachment E: Adoption Account Digital Literacy Projects Status as of December 31st, 2025.....138

Attachment F: Adoption Account Call Center Projects Status as of December 31st, 2025203

Attachment G: Adoption Account Broadband Access Projects Status as of December 31st, 2025205

Attachment H: Public Housing Adoption Projects as of December 31st, 2025.....211

Attachment I: Public Housing Infrastructure Projects as of December 31st, 2025222

Attachment J: Public Housing Adoption Completed Projects as of December 31st, 2025262

Attachment K: Tribal Technical Assistance Program Funded Projects as of December 31st, 2025.....274

Executive Summary

The California Public Utilities Commission (CPUC or Commission) submits this annual report on the California Advanced Services Fund (CASF) 2025 program activities to the Legislature, pursuant to California Public Utilities (Pub. Util.) Code section 914.7.

Since 2008, the CASF has helped close the Digital Divide in California by providing subsidies to build and expand broadband facilities to unserved areas of the state. The program has funded fiber-optic, fixed wireless, hybrid fiber-coaxial, and at its inception copper facility-based projects to bring broadband access to communities across the state and make progress towards the CASF Broadband Infrastructure Grant Account (Infrastructure Account) goal of providing broadband access to no less than 98 percent of households in each consortium region by 2032.¹

The CASF program is composed of six sub-accounts: (1) Broadband Infrastructure Grant Account, (2) Broadband Adoption Account, (3) Broadband Public Housing Account, (4) Rural and Urban Regional Broadband Consortia Grant Account, (5) Line Extension Program, and (6) Tribal Technical Assistance Program. This report presents financial and programmatic highlights, including revenues, expenditures, approved projects, plans for 2026 and expected benefits. It also provides updates on unserved/served areas and broadband adoption in the state. In 2025, the CPUC approved²:

- 9 Tribal Technical Assistance grants to 9 Tribes, including 4 Tribes new to the program, totaling \$2,227,560 for feasibility studies, market studies, and business plans;
- 156 Broadband Adoption grants totaling \$17.57 million, which will provide digital literacy training to 30,218 residents and broadband access to 14,088 participants; and
- 39 Broadband Public Housing grants totaling \$2.10 million to provide free broadband service to 1,449 residential units.

In 2020, the CPUC opened Rulemaking (R.) 20-08-021 to implement programmatic modifications, adopt rules to amplify broadband infrastructure deployment, and leverage funding sources to meet program goals. Since then, multiple CPUC decisions have been adopted, enabling the expansion of eligibility criteria and the modification and clarification of requirements and guidelines across the six CASF programs.³

On November 20, 2025, the CPUC issued Decision (D.) 25-11-003, modifying the program requirements and guidelines for the CASF Broadband Adoption Account, Rural and Urban Regional Broadband Consortia Account, and Line Extension Program, to maximize broadband infrastructure access and deployment. D.25-11-003 closed R.20-08-021.

¹ Pub. Util. Code section 281, subd. (b)(1)(A).

² No Broadband Infrastructure Grant Account projects were awarded in 2025. The CPUC postponed the Broadband Infrastructure Grant Account application deadline from April 1, 2025 to October 31, 2025, to allow time for prospective applicants to leverage federal funding allocated to the state of California in the \$1.86 billion Broadband Equity, Access, and Deployment (BEAD) program.

³ See Decisions adopted in R.20-08-021.

Projects Awarded in 2025

Table 1 below details the CASF total projects and awards in 2025 and since program inception in 2008. The CASF expenditure data, including project payments and administrative expenses, are provided in Table 4.

Table 1: CASF Projects and Awards as of December 31, 2025

CASF Account	In 2025		Since 2008	
	Total Projects	Total Awarded	Total Projects	Total Awarded
Infrastructure	0	\$0	98 ⁴	\$344,621,327
Infrastructure Loan ⁵	0	\$0	1	\$40,997
Line Extension Program	0	\$0	4	\$2,071,101
Tribal Technical Assistance	9	\$2,227,560	83	\$9,519,210
Consortia	0	\$0	62	\$29,063,200
Adoption ⁶	156	\$17,568,214.85	652	\$74,896,157
Public Housing ⁷	39	\$2,075,016.05	565	\$22,037,894.94
Total:	204	\$21,870,790.90	1,465	\$482,249,886.94

⁴ The CPUC approved funding for a total of 144 Infrastructure projects (over \$500 million) since the inception of the CASF program. The reduction of the “total awarded” projects and funding reflects withdrawal of projects by grantees.

⁵ Assembly Bill (AB) 1665 (Chapter 851, Statutes of 2017) eliminated the Infrastructure Revolving Loan Account.

⁶ Total awarded amount is inclusive of the \$5 million to the California Department of Education for COVID-19 relief. Not inclusive of grants awarded and then rescinded. 7 projects were rescinded in 2025.

⁷ Numbers are not inclusive of projects rescinded. 2 projects were rescinded in 2025.

CASF Program Goal and Broadband Deployment Progress

The statutory goal of the CASF Infrastructure Account is to provide broadband access to no less than 98 percent of households in each consortia region by December 31, 2032. California has 15 active consortia regions made up of various counties in the state.⁸ See Map 1 for the locations of the active consortia regions. Data for fixed broadband availability (includes wireline and fixed wireless service) as of December 31, 2024, reveal the following:

- **Infrastructure Account Goal:** Statewide, 97.62 percent of households are served by at least 25 megabits per second (Mbps) downstream and 3 Mbps upstream fixed consumer broadband. See Attachment A for the percentage of households served in each consortium.
- **Broadband Adoption at 25 Mbps/3 Mbps:** Approximately 79.28 percent of California households subscribe to broadband speeds at or above 25/3 Mbps.

⁸ Santa Clara, San Francisco, San Mateo, Alameda, Contra Costa, Solano and Orange counties are not part of a consortia region.

Map 1: California Broadband Consortia Regions



CASF Team Key Accomplishments in 2025

Broadband Infrastructure Grant Account:

- Received 41 applications, totaling \$424,189,113.63 in requested funds, proposing to serve 22,849 households across 29 counties.
- Remitted final payment reimbursements for 7 completed projects totaling \$6,413,005, serving 6,368 households across El Dorado, Placer, Plumas, Sierra, Shasta, Lassen, Tuolumne and Mariposa counties.

Line Extension Program:

- Achieved 84 percent project completion of the South Valley Internet Southside Road Project, connecting 163 homes.
- Staff proposed expanding eligibility, increasing the maximum grant amount eligible for Ministerial Review, aligning Line Extension Program (LEP) rules with the Infrastructure Account, and delegating authority for non-substantive administrative updates.

Broadband Adoption Account:

- Awarded grants to 156 projects totaling \$17,568,214.85 across 61 entities in 36 counties statewide, serving 44,306 participants.
- 7 Adoption Account funded projects were completed in 2025; 6 Digital Literacy projects that provided digital literacy training to 669 participants and 1 Broadband Access project that served 21,397 participants.
- Modified eligibility requirements by requiring nonprofits with minimal resources to apply under a fiscal sponsor; expanded to entities organized under Tribal law; clarified program and administrative requirements in order to improve program transparency and for more efficient administration

Broadband Consortia Account:

- Continued to fund 15 active Consortia.
- Expanded eligibility to include California Tribes, Tribal Entities, and/or other entities located on or near Tribal land or have experience working with Tribes, allowing them to form Regional Tribal Consortia (Northern, Central, Southern) to serve Tribal lands statewide.

Broadband Public Housing Account:

- Awarded grants to 39 projects for 7 applicants in seven counties serving 1,449 residential units, totaling \$2,075,016.05.
- 14 Public Housing Account projects were completed in 2025, which provided free broadband internet to 630 residential units.

Tribal Technical Assistance:

- Awarded 9 technical assistance grants to nine Tribes, including four Tribes new to the program, totaling \$2,227,560 for feasibility studies, market studies, and business plans.

Broadband Mapping:

- Issued the Annual Broadband Data Request to collect broadband data as of December 31, 2024 that includes broadband deployment and subscription data at the location level from 183 Internet Service Providers (ISPs).
- Maintained and updated a statewide, publicly accessible, and interactive map showing the accessibility of broadband service in California for end-of-year 2023 data. The CPUC California Interactive Broadband Map is available at <https://www.broadbandmap.ca.gov/>.

Introduction

The California Public Utilities Commission (CPUC or Commission) administers the California Advanced Services Fund (CASF) Program. The goal of the CASF program is to encourage the deployment of high-quality advanced communications services to all Californians, which will promote economic growth, job creation, and the substantial social benefits of advanced information and communications technologies. CASF consists of the following active accounts and programs:

- The Broadband Infrastructure Grant Account (Infrastructure Account) provides grants to deploy broadband to unserved households.
- The Line Extension Program (LEP) provides grants to individual low-income households and property owners to offset the costs of connecting to an existing or proposed facility-based broadband provider.
- The Tribal Technical Assistance (TTA) Program provides grants to Tribes to develop work products such as market studies, feasibility studies, needs assessments, broadband deployment-related grant writing and/or business plans to pursue improved communications infrastructure.
- The Rural and Urban Regional Broadband Consortia Account (Consortia Account) provides grants to regional consortia to facilitate the deployment of broadband infrastructure by assisting CASF infrastructure grant applicants in the project development or grant application process or assisting broadband deployment projects related to programs created under Senate Bill (SB) 156 and Assembly Bill (AB) 164.
- The Broadband Adoption Account (Adoption Account) provides grants to increase publicly available or after-school broadband access and digital inclusion, such as digital literacy training programs.
- The Broadband Public Housing Account (Public Housing Account) provides broadband connectivity grants offering free broadband service to low-income communities which includes, but is not limited to, publicly supported housing developments, farmworker housing, and other housing developments or mobile home parks with low-income residents, as determined by the CPUC.

Additional background and historical information about each CASF sub-account is available at <https://www.cpuc.ca.gov/industries-and-topics/internet-and-phone/california-advanced-services-fund>.

Commission Decision in 2025 Modifying the CASF

In November 2025, the Commission adopted D.25-11-003 further modifying the CASF Consortia Account, including establishing Regional Tribal Consortia, expanding program eligibility to include California Tribes, expanding eligible broadband deployment support activities (including Broadband Equity, Access and Deployment Program (BEAD) related work), and requiring regular meetings between Consortia and Commission staff.

D.25-11-003 allows the Adoption Account to increase flexibility and equity by allowing certain small applicants to bypass fiscal sponsor requirements based on prior performance, permitting higher funding requests or financially constrained applicants to be considered by resolution, and expanding eligible broadband access to include assistive technology.

D.25-11-003 updates the CASF Line Extension Program by expanding eligibility to all unserved households while prioritizing low-income customers, adding clearer income-based criteria and guardrails to target funding. It also raises per-location cost caps for ministerial approval, allows milestone-based reimbursements to improve cash flow, clarifies categorical eligibility pathways (e.g., LifeLine, farmworker housing, Tribal applicants), and emphasizes equivalent service for all locations served.

Plans for 2026

- The CPUC will set forth funding allocations for FY 2026-27 for the CASF accounts.
- For the Infrastructure Account, the CPUC plans to review and address projects from the October 2025 application cycle.
- For the Line Extension Program, the CPUC will continue to process applications received throughout the year. Additionally, the CASF program plans to expand outreach to the public about opportunities.
- The Public Housing Account will collaborate with internal and external partners to enhance applicant support and increase public housing project development.
- The Adoption Account and Public Housing Account application cycles opened on January 1, 2026, and a second will open on July 1, 2026. The Adoption Account will implement program changes from D.25-11-003 starting with the July 1, 2026 round of applicants.
- For the Consortia Account, bi-monthly meetings will be held every other month between CPUC staff and Regional Broadband Consortia (RBCs) to align on work plans, performance metrics, administrative requirements, and program updates. Broadband Caseworkers will participate.
- For the Consortia Account, CPUC staff will hold up to three (3) regional tribal workshops to share information and conduct outreach with Tribes about the application process and program requirements.
- The CPUC will hold their annual public workshop to facilitate collaboration among regional consortia, stakeholders, local governments, facility-based broadband providers, and consumers on April 22, 2026.
- Tribal Technical Assistance Program will continue to accept applications quarterly until funds are exhausted and expand outreach efforts to increase awareness and seek ideas for other uses for these funds.

Overview and Financial Information

This section provides an overview of the CASF program financial information including revenues, amount of funds expended, and fund balance from the inception of the program in 2008 through FY 2024-25 (i.e. July 1, 2024, to June 30, 2025). This section also provides information about the areas in California that remain unserved and information on broadband adoption levels, as required by Pub. Util. Code section 914.7, subs. (a) and (g).

On June 20, 2024, the Commission approved Resolution T-17825 establishing the CASF FY 2024-25 program budget and budget allocations for the six CASF sub-accounts. Table 2 below presents the allocated account budgets and the total amount awarded by Commission-approved resolutions or CD-issued ministerial award letters in FY 2024-25. Variations between allocated program budgets and total awarded grant funds are expected and reflect the ongoing, multi-year nature of program implementation, including timing of applications, project development, and award approvals.

Table 2: CASF Total Authorized FY 2024-25 Budget and Grants⁹

Account	Allocated Budget	Total Amount Awarded
Infrastructure Account	\$60,458,000	\$0 ¹⁰
Consortia Account	\$3,433,000	\$0 ¹¹
Public Housing Account	\$30,141,000	\$2,913,098
Adoption Account	\$36,385,000	\$12,137,369
Line Extension Program	\$1,294,000	\$0 ¹²
Tribal Technical Assistance	\$4,500,000	\$1,877,560
Total	\$136,211,000	\$16,928,028

⁹ Table 2 reflects budget allocations and total amounts awarded between July 1, 2024, and June 30, 2025 (FY 2024–25).

¹⁰ The deadline for the Infrastructure Account was extended to October 31, 2025 to leverage federal funding allocated to the state of California in the \$1.86 billion Broadband Equity, Access, and Deployment (BEAD) program.

¹¹ The Consortia Account did not issue any CASF awards during FY 2024-25 because the awards issued during 2023 are still active. D.25-11-003 opened a new application window for existing grantees with projects ending in early 2026 and invited organizations from unrepresented consortia regions to apply. The application window for Tribal Consortia will be announced in late 2026.

¹² During FY 2024-25, the Line Extension Program did not receive any eligible applications. Recent changes to the program made by D.25-11-003 expanded eligibility to households with up to 120% Area Median Income (AMI) and increased funding allocations for both wireline and wireless awards. The Line Extension Program continues to accept applications year-round.

Financial Information

The CPUC records and tracks CASF financial activities in the Financial Information System for California (FI\$Cal), which is an information technology system for accounting, budget, and cash management for all state agencies. Financial information presented in tables below is based on data maintained in FI\$Cal, compiled in accordance with the applicable laws, regulations, policies, procedures, and instructions.

CASF Revenues

CASF collected \$161.68 million in FY 2024-25 and has an accumulated total revenue of \$891.05 million since the inception of the program as presented in Table 3.

Table 3: CASF Revenues, as of June 30, 2025

	FY 2008-24	FY 2024-25	Total, FY 2008-25
Regulatory Fees	\$688,214,046	\$141,850,317	\$830,064,363
Investment Income	\$41,197,257	\$19,825,418	\$61,022,674
Other Revenue ¹³	-\$40,842	\$1,016	-\$39,826
Total Revenue	\$729,370,461	\$161,676,751	\$891,047,211

CASF Funds Expended

CASF expended \$51.15 million in FY 2024-25 and an accumulated total expenditure of \$369.50 million since the inception of the program, as presented in Table 4.¹⁴ CASF expenditures are grouped into three major categories:

- Local Assistance: includes funds distributed to grantees for awarded grants;
- State Operations of the CPUC: include operating expenses for the administration of the CASF program, such as staff salaries and benefits, travel, training, consultant services, and administrative overhead costs, etc.; and
- State Operations of Other State Departments: include pro-rated statewide general administrative expenses, supplemental pension payments, and other expenses.

¹³ Other revenues include escheatment of uncleared checks and warrants.

¹⁴ The amounts expended do not reflect the total amounts awarded to date; it reflects the actual payments made.

Table 4: CASF Funds Expended, as of June 30, 2025

	FY 2008-24	FY 2024-25	FY 2008-25
Local Assistance			
Infrastructure Account	\$217,828,907	\$30,894,088	\$248,722,994
Consortia Account	\$17,807,508	\$2,676,040	\$20,483,547
Public Housing Account	\$13,169,521	\$756,326	\$13,925,847
Adoption Account	\$15,239,576	\$6,539,845	\$21,779,421
Line Extension Program	\$300,352	\$1,327,400	\$1,627,752
Tribal Technical Assistance	\$2,917,475	\$1,152,110	\$4,069,585
Refunds of improper or over payment to Grantees	-\$10,220	-\$18,950	-\$29,170
Subtotal, Local Assistance	\$267,253,120	\$43,326,858	\$310,579,978
State Operations, CPUC			
CASF	\$46,446,396	\$7,019,801	\$53,466,197
State Operations, Other State Departments			
Pro-Rata	\$1,092,651	\$795,558	\$1,888,209
Supplementary Pension Assessment	\$93,000	\$10,207	\$103,207
Other Expenses	\$3,458,396	\$0	\$3,458,396
Subtotal, State Operations	\$4,644,047	\$805,765	\$5,449,812
Total Funds Expended	\$318,343,563	\$51,152,424	\$369,495,986

CASF Fund Balance as of June 30, 2025

As of June 30, 2025, CASF retained an ending fund balance of \$521.55 million and a net fund balance of \$398.60 million after outstanding encumbrances, as presented in Table 5.

Table 5: Status of CASF Fund Balance as of June 30, 2025

	2008-24	2024-25
Available Funds, Beginning Balance	\$348,898,977	\$411,026,898
Total Revenues	\$106,777,265	\$161,676,750
Total Disbursement of Funds	-\$44,649,344	-\$51,152,424
Available Fund, Ending Balance	\$411,026,898	\$521,551,225
Outstanding Encumbrances	-\$122,370,344	-\$122,950,899
Net Ending Fund Balance	\$288,656,554	\$398,600,326

Outstanding Encumbrances are commitments of funds for the remaining undisbursed balance of approved grants and service contracts. Outstanding encumbrances as of June 30, 2025, are broken down and presented in Table 6.

Table 6: Outstanding Encumbrances, As of June 30, 2025

Local Assistance	Total Amount
Infrastructure Account	\$64,643,850
Consortia Account	\$6,655,546
Public Housing Account	\$3,016,519
Adoption Account	\$41,874,991
Line Extension Program	\$443,348
Tribal Technical Assistance	\$3,522,300
State Operations	
CPUC	\$2,794,344
Total Outstanding Encumbrances	\$122,950,899

Projected Surcharge Amount to be Collected

On October 24, 2022, the CPUC adopted D.22-10-021 transitioning the Public Purpose Programs (PPPs)¹⁵ surcharge mechanism to a flat rate for each active access line that telephone corporations service in California. D.22-10-021 also approved an interim surcharge rate of \$1.11 to take effect April 1, 2023, until further CPUC revision using its resolution process.¹⁶ The surcharge rate was subsequently reduced from \$1.11 to \$0.90 pursuant to Resolution T-17818, which was issued on April 3, 2025, and became effective on May 1, 2025. The collected surcharge revenue is to be distributed among the PPPs as presented in Table 7.

Table 7: PPP Surcharge Rate and Allocation Percentages

Effective Date	Surcharge Rate	Percentage of Flat Rate Surcharge Allocated to Each PPP					
		CHCF-A	CHCB-B	ULTS	DDTP	CTF	CASF
4/1/2023	\$1.11	7.54%	0.00%	53.99%	9.62%	16.04%	12.82%
9/1/2024	\$1.11	10.23%	0.00%	35.60%	11.25%	22.46%	20.46%
1/1/2025	\$1.11	7.09%	0.00%	54.19%	0.00%	15.54%	23.18%
5/1/2025	\$0.90	6.60%	0.00%	50.44%	0.00%	14.46%	28.50%
8/1/2025	\$0.90	3.02%	0.00%	61.09%	4.40%	6.61%	24.88%

The estimated surcharge revenue to be collected by CASF in FY 2025-26 and FY 2026-27 are presented in Table 8.

Table 8: Estimated Surcharge Collection

Fiscal Year	Projected Surcharge Revenue
2025-26	\$146.524 million
2026-27	\$146.524 million

¹⁵ There are six PPPs including CASF, Universal LifeLine Telephone Service (ULTS), Deaf and Disabled Telecommunications Program (DDTP), California High Cost Fund-A (CHCF-A), California High Cost Fund-B (CHCF-B), and California Teleconnect Fund (CTF).

¹⁶ Decision 22-10-021, Ordering Paragraph 8.

Served and Unserved Areas of the State

Pub. Util. Code section 281 defines an unserved household as one for which no facility-based provider offers broadband service at speeds of at least 25 megabits per second (Mbps) download and 3 Mbps upload (25/3 Mbps). Only unserved locations are eligible for CASF Infrastructure grants. The latest data available, as of December 31, 2024, indicates that 97.62 percent of California households have access to fixed (wireline and fixed wireless) broadband service at speeds of 25/3 Mbps and above.

97.62 percent of California households have access to wireline or fixed wireless broadband service at 25/3 Mbps or above as of December 2024.


Since 2022, the CPUC has collected location level deployment and subscription data to determine the served status of individual broadband serviceable locations. With this more granular level of data, CPUC is better able to verify the accuracy of broadband deployment and subscriber data from providers. The collected broadband deployment data are processed, validated, and mapped on the CPUC’s California Interactive Broadband Map available at <https://www.broadbandmap.ca.gov/>.

Broadband Availability in Rural and Urban Areas of the State

Table 9 below provides percentages of served and unserved households as of December 31, 2024, in California, using 2020 Census urban/rural designation. It shows that 87.77 percent of rural households have access to broadband at or above 25/3 Mbps speeds, whereas 98.36 percent of households in urban areas have access at or above 25/3 Mbps. The data show that the Digital Divide between rural and urban areas widens as broadband speeds increase. Between December 31, 2023, and December 31, 2024, the percentages of total households (urban, rural, and statewide) with broadband availability increased, and the number of unserved households decreased.

Table 9: Percentage of Total Households with Broadband Availability

Speed Benchmarks (Mbps)	Percentage of Total Households with Broadband Availability*			Unserved Households				
				Number of Unserved Households			Percentage of Unserved Households	
	Urban	Rural	Statewide	Urban	Rural	Statewide	Urban	Rural
>=10/1	98.56%	89.30%	97.91%	218,716	121,951	340,667	1.44%	10.70%
>=25/3	98.36%	87.77%	97.62%	248,894	139,418	388,312	1.64%	12.23%
>=100/20	97.35%	79.09%	96.08%	401,912	238,405	640,317	2.65%	20.91%


CALIFORNIA Public Utilities Commission
STATE of CALIFORNIA
Fixed Consumer Broadband Availability
Maximum Advertised Speeds
As of December 31, 2024

Source: Federal Communication Commission (2025). *Broadband Summary by Geography Type (D24_24dec2025)* [Data set]. Broadband Data Collection. <https://broadbandmap.fcc.gov/data-download/nationwide-data?version=dec2024>

*Calculated percentage of households for broadband serviceable locations contained within the California for which providers report residential fixed broadband service with Copper, Cable, Fiber to the Premises, Unlicensed Fixed Wireless, or Licensed Fixed Wireless technology and speeds of at least 10 / 1 Mbps, or 25/3 Mbps, or 100/20 Mbps.

Progress in Meeting Broadband Deployment Goals

Table 10 below provides percentages of served and unserved households for each Consortia region in California. The numbers reflect all terrestrial broadband service as of December 31, 2024, using broadband availability data from the Federal Communication Commission’s (FCC) National Broadband Map. Served households receive broadband speeds of at least 25/3 Mbps or above, while unserved households receive speeds less than 25/3 Mbps. Priority unserved households receive speeds less than 10/1 Mbps.


“Households” are based on the FCC Broadband Serviceable Location Fabric data as of December 31, 2024. However, the FCC uses the term “units”, instead of households. The FCC fabric does not count how many households there are within a unit, or at a broadband serviceable location. As such, the data presented here includes broadband availability at a location level, inclusive of households.

The table shows that there are 11 active Consortia regions where less than 98 percent of households have access to broadband at or above 25/3 Mbps, whereas three active Consortia regions show as having more than 98 percent of households with access to broadband at or above 25/3 Mbps. There are two regions without active consortia (Bay Area and East Bay) that are above the 98% threshold. Additionally, Orange County (no active consortia) is below the 98% threshold.

Table 10 does not show Tahoe Basin Consortia because it is located within Placer and El Dorado County and nested within the Gold Country Consortia. While the FCC is continuing to improve the quality of the data it collects, the FCC National Broadband Map relies on provider-reported data and could show wider coverage and higher speeds than what is deployed. The CPUC continues to utilize the FCC availability data due to its regular update intervals and data granularity.

The majority of consortia regions increased the number of served households as of December 31, 2024, as compared to the number of served households as of December 31, 2023. However, the Central Sierra Consortium Region and the Southern Border Consortium Region were notable for slight decreases in the percentage of served households between 2023 and 2024, with decreases of 0.33% and 1.40%, respectively. The decrease experienced in the Southern Border Consortium Region in 2024 was commensurate with an increase in overall number of households within the region (15,578) in priority unserved areas and a shift from the number of households having “served status” (5,114) into “priority unserved” status. The change in “served status” may reflect discontinuation of broadband service at speeds of at least 25/3 Mbps to those households or may reflect downgrades in subscriptions by residents within those areas.

Table 10: Remaining Unserved Households in Each Consortium Region ¹⁷

 CALIFORNIA Public Utilities Commission		STATE of CALIFORNIA Fixed Consumer Broadband Deployment Maximum Advertised Speeds As of December 31, 2024						
		Consortium	All Households (FCC Fabric 12/31/2024)	Served Households (Speeds are at least 25 Mbps down AND 3 Mbps up)		Unserved Households (Speeds less than 25 Mbps down OR 3 Mbps up AND greater than 10 Mbps down AND 1 Mbps up)		Priority Unserved Households (Speeds less than 10 Mbps down AND 1 Mbps up)
Number	Percent			Number	Percent	Number	Percent	
California		16,330,909	15,942,597	97.62%	47,645	0.29%	340,667	2.09%
Bay Area (no consortium: SF, San Mateo and Santa Clara)		1,544,487	1,541,731	99.82%	404	0.03%	2,352	0.15%
Pacific Coast Consortium Region		653,393	623,474	95.42%	2,572	0.39%	27,347	4.19%
Central Coast Consortium Region		308,548	303,971	98.52%	525	0.17%	4,052	1.31%
Central Sierra Consortium Region		101,632	92,594	91.11%	1,926	1.90%	7,112	7.00%
Connected Capital Area Consortium Region		822,375	820,413	99.76%	147	0.02%	1,815	0.22%
East Bay Consortium Region (no consortium: Alameda, Contra Costa, and Solano)		1,359,989	1,356,682	99.76%	93	0.01%	3,214	0.24%
Gold Country Consortium Region		371,769	362,596	97.53%	1,433	0.39%	7,740	2.08%
Inyo / Mono Consortium Region		24,406	20,072	82.24%	570	2.34%	3,764	15.42%
Inland Empire Consortium Region		1,811,804	1,737,583	95.90%	3,794	0.21%	70,427	3.89%
Los Angeles County Consortium Region		4,036,873	3,926,017	97.25%	18,622	0.46%	92,234	2.28%
North Bay / North Coast Consortium Region		482,024	467,088	96.90%	1,621	0.34%	13,315	2.76%
Northeast California Consortium Region		293,058	277,168	94.58%	3,338	1.14%	12,552	4.28%
Orange County (no consortium)		1,304,115	1,273,430	97.65%	2,592	0.20%	28,093	2.15%
Redwood Coast Consortium Region		95,283	90,138	94.60%	1,001	1.05%	4,144	4.35%
San Joaquin Valley Consortium Region		1,613,947	1,601,275	99.21%	1,826	0.11%	10,846	0.67%
Southern Border Consortium Region		1,445,333	1,389,209	96.12%	6,846	0.47%	49,278	3.41%
Upstate California Consortium Region		61,873	59,156	95.61%	335	0.54%	2,382	3.85%

Source: Federal Communication Commission. *Broadband Summary by Geography Type (D24_24dec2025)* [Data set]. Broadband Data Collection. <https://broadbandmap.fcc.gov/data-download/nationwide-data?version=dec2024>

*Calculated percentage of households for broadband serviceable locations contained within the California for which providers report residential fixed broadband service with Copper, Cable, Fiber to the Premises, Unlicensed Fixed Wireless, or Licensed Fixed Wireless technology and speeds of at least 10 / 1 Mbps, or 25/3 Mbps.

¹⁷ The number of households represents housing units in California, inclusive of households.

Broadband Adoption Levels

Broadband adoption measures the number of subscribers across the state with access to broadband service. Table 11 below provides broadband adoption levels for each California county as of December 31, 2024. The subscription data collected from ISPs at the address level is aggregated to the county level for the purpose of displaying adoption of broadband service. ISPs report adoption levels to the CPUC as part of their annual Broadband Data Collection submissions as consumer connections¹⁸, instead of households.

Pursuant to Pub. Util. Code sections 281, subd. (b)(4), 281.6 and 5895, the CPUC is authorized to collect information from broadband service providers and has instituted a granular, address-level annual data collection. Broadband deployment, adoption, and affordability data collected by address from providers results in a more accurate representation of California’s level of broadband service.



Figure 1: Students participating in digital literacy project that was held by Everyone On.

Due to a high percentage of vacant, seasonal, recreational, or occasional use customer connections, the number of consumer connections in Mono County is greater than the count of households which results in adoption rates exceeding 100%.

Map 2 depicts broadband adoption by county at minimum speeds of 25/3 Mbps as of December 31, 2024.

¹⁸ Consumer connections include subscriptions to housing units, including unoccupied housing units. These connections do not include subscriptions to satellite or mobile technology.

Map 2: Broadband Adoption of at least 25/3 Mbps by County as of December 31, 2024

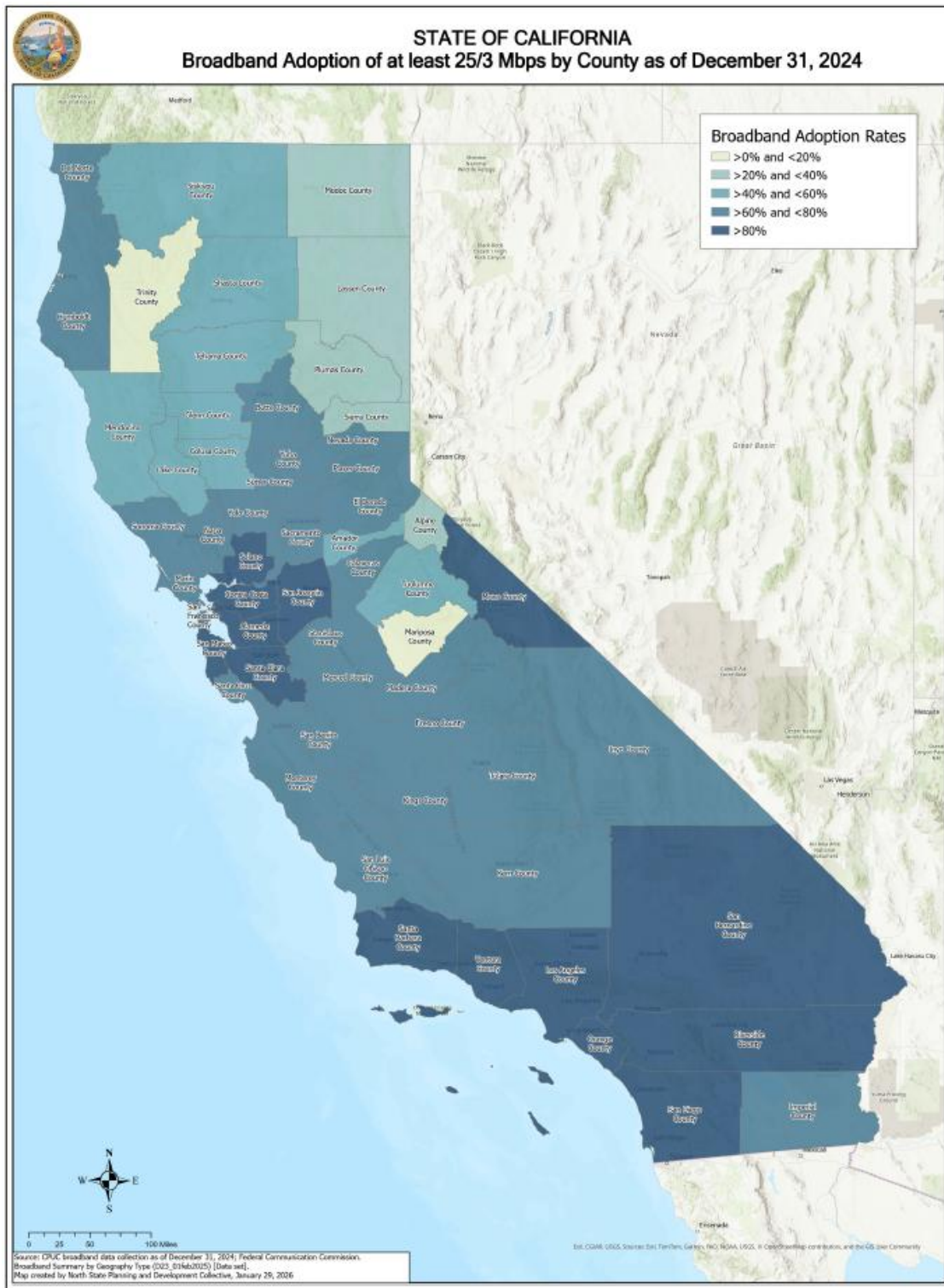


Table 11: Broadband Adoption of at least 25/3 Mbps by County as of December 31, 2024

County		All Households (FCC Fabric 12/31/2024)	Households Offered Broadband Internet Access Service (At least 25 Mbps down and 3 Mbps up)	Consumer Connections (At least 25 Mbps down and 3 Mbps up)	Broadband Adoption Rate (At least 25 Mbps down and 3 Mbps up)
			Number	Number	Percent
California		16,330,909	15,942,597	12,640,032	79.28%
Alameda	709,695	708,874	583,299	82.29%	
Alpine	1,595	544	174	31.99%	
Amador	22,439	21,419	10,055	46.94%	
Butte	105,438	103,114	73,771	71.54%	
Calaveras	31,927	30,514	18,794	61.59%	
Colusa	10,382	9,990	5,236	52.41%	
Contra Costa	469,363	467,416	407,444	87.17%	
Del Norte	12,975	11,261	8,510	75.57%	
El Dorado	106,241	102,664	64,859	63.18%	
Fresno	388,377	387,013	286,150	73.94%	
Glenn	13,543	13,199	6,998	53.02%	
Humboldt	73,111	71,631	45,379	63.35%	
Imperial	67,426	64,812	43,760	67.52%	
Inyo	12,392	10,195	6,410	62.87%	
Kern	345,849	338,855	258,839	76.39%	
Kings	49,826	49,779	38,742	77.83%	
Lake	37,948	35,967	16,416	45.64%	
Lassen	13,808	11,897	3,687	30.99%	
Los Angeles	4,036,873	3,926,017	3,168,880	80.71%	
Madera	59,584	58,234	38,192	65.58%	
Marin	129,223	128,360	99,838	77.78%	
Mariposa	11,284	7,656	781	10.20%	
Mendocino	53,527	47,252	20,359	43.09%	
Merced	104,701	104,657	71,553	68.37%	
Modoc	5,816	4,242	1,643	38.73%	
Mono	12,014	9,877	10,079	102.05%	
Monterey	165,402	163,256	120,229	73.64%	
Napa	62,586	61,327	46,607	76.00%	

Sources:
 Federal Communication Commission (2025). *Broadband Summary by Geography Type (D24_24dec2025)* [Data set]. Broadband Data Collection. <https://broadbandmap.fcc.gov/data-download/nationwide-data?version=dec2024>; CPUC broadband data collection as of December 31, 2024;
 Broadband Adoption Rate is defined as the percentage of consumer fixed broadband access connections over the total households offered Broadband Internet access service.



**CALIFORNIA
Public Utilities Commission**

**STATE of CALIFORNIA
Fixed Broadband Adoption**

As of December 31, 2024

County	All Households (FCC Fabric 12/31/2024)	Households Offered Broadband Internet Access Service (At least 25 Mbps down and 3 Mbps up)	Consumer Connections (At least 25 Mbps down and 3 Mbps up)	Broadband Adoption Rate (At least 25 Mbps down and 3 Mbps up)
		Number	Number	Percent
Nevada	59,974	57,856	36,744	63.51%
Orange	1,304,115	1,273,430	1,054,583	82.81%
Placer	203,030	200,607	137,750	68.67%
Plumas	16,509	15,489	5,564	35.92%
Riverside	976,993	941,300	798,433	84.82%
Sacramento	655,419	654,664	518,225	79.16%
San Benito	24,151	23,747	18,017	75.87%
San Bernardino	834,811	796,283	663,035	83.27%
San Diego	1,377,907	1,324,397	1,110,895	83.88%
San Francisco	463,542	463,490	311,510	67.21%
San Joaquin	286,973	286,936	231,669	80.74%
San Luis Obispo	142,092	135,400	100,690	74.36%
San Mateo	310,858	309,372	256,467	82.90%
Santa Barbara	182,024	174,187	142,534	81.83%
Santa Clara	770,087	768,869	637,393	82.90%
Santa Cruz	118,995	116,968	88,482	75.65%
Shasta	92,417	87,578	51,597	58.92%
Sierra	2,524	1,469	391	26.62%
Siskiyou	28,205	25,059	10,649	42.50%
Solano	180,931	180,392	147,566	81.80%
Sonoma	236,688	230,149	173,793	75.51%
Stanislaus	206,920	206,760	156,458	75.67%
Sutter	39,529	39,528	29,330	74.20%
Tehama	30,865	29,789	13,556	45.51%
Trinity	9,197	7,246	1,394	19.24%
Tulare	171,717	169,041	116,734	69.06%
Tuolumne	34,387	32,461	16,588	51.10%
Ventura	329,277	313,887	264,521	84.27%
Yolo	93,633	93,462	65,264	69.83%
Yuba	33,794	32,759	23,486	71.69%

Sources:
Federal Communication Commission (2025). *Broadband Summary by Geography Type (D24_24dec2025)* [Data set]. Broadband Data Collection. <https://broadbandmap.fcc.gov/data-download/nationwide-data?version=dec2024>; CPUC broadband data collection as of December 31, 2024;
Broadband Adoption Rate is defined as the percentage of consumer fixed broadband access connections over the total households offered Broadband internet access service.

Broadband Infrastructure Grant Account

A. Infrastructure Grants in 2025

- In 2025, the CPUC oversaw completion of 7 projects totaling \$6,413,005, serving 6,368 households across El Dorado, Placer, Plumas, Sierra, Lassen, Tuolumne and Mariposa counties.
- In addition, the CPUC received 41 applications on October 31, 2025, totaling \$424,189,113.63.



Figure 2: Last-mile tower constructed by Digital Path as part of the Placer and Sutter Counties project.

B. Infrastructure Funds Expended in 2025 and Expected Benefits

- The CPUC made approximately \$22.89 million in payments in 2025 for 25 approved infrastructure projects. The following table lists the payments made for specific projects. The expected benefits of funds expended in 2025 can be expressed as the number of households that will have access to broadband. An estimated 11,330 households will have access to broadband from the payments to projects that are listed in Table 12.

Table 12: Infrastructure Funds Expended in 2025

	Project Name	Grantee	County	Completion Status	Payment Amount
1	Klamath River Rural Broadband Initiative	Karuk Tribe	Humboldt	Ongoing	\$2,471,319.56
2	Three County Fiber	Surfnet Communications, Inc.	San Luis Obispo, Santa Clara and Santa Cruz	Ongoing	\$1,532,990.18
3	Rural Fresno	CalNeva Broadband, LLC	Fresno	Ongoing	\$98,393.87
4	Olinda	Happy Valley Telephone Co.	Shasta	Complete	\$613,273.35

2025 CALIFORNIA ADVANCED SERVICES FUND ANNUAL REPORT

	Project Name	Grantee	County	Completion Status	Payment Amount
5	Three County Fiber	Surfnet Communications, Inc.	San Luis Obispo, Santa Clara and Santa Cruz	Ongoing	\$1,118,166.87
6	Summits to the Sea	Cruzio Media, Inc.	San Mateo, Santa Clara, Santa Cruz, and Monterey	Ongoing	\$121,849.32
7	Long Valley - Spring Garden Project	Sierra Telecommunications	Plumas	Ongoing	\$1,722,097.79
8	Summits to the Sea	Cruzio Media, Inc.	San Mateo, Santa Clara, Santa Cruz, and Monterey	Ongoing	\$65,006.48
9	Kingswood Estates	Charter Fiberlink CA-CCO, LLC	Placer	Complete	\$844,788.24
10	El Dorado North	Cal.Net Inc.	El Dorado	Complete	\$70,355.34
11	Aromas-San Juan Project.	LCB Communications, LLC	San Benito, Santa Cruz, and Monterey	Ongoing	\$4,379,121.60
12	Summits to the Sea	Cruzio Media, Inc.	San Mateo, Santa Clara, Santa Cruz, and Monterey	Ongoing	\$170,239.54
13	Tuolumne and Mariposa	Cal.Net Inc.	Tuolumne; Mariposa	Complete	\$407,002.47
14	Summits to the Sea	Cruzio Media, Inc.	San Mateo, Santa Clara, Santa Cruz, and Monterey	Ongoing	\$1,630,112.71
15	Three County Fiber	Surfnet Communications, Inc.	San Luis Obispo, Santa Clara and Santa Cruz	Ongoing	\$1,172,762.12
16	Sierra Valley	Plumas Sierra Telecommunications	Plumas, Sierra	Complete	\$1,289,497.08
17	Mohawk Valley	Plumas Sierra Telecommunications	Plumas	Complete	\$776,985.22

2025 CALIFORNIA ADVANCED SERVICES FUND ANNUAL REPORT

	Project Name	Grantee	County	Completion Status	Payment Amount
18	Southern Lassen	Plumas Sierra Telecommunications	Lassen	Complete	\$2,411,104.29
19	Rural Fresno	CalNeva Broadband, LLC	Fresno	Ongoing	\$99,578.03
20	Summits to the Sea	Cruzio Media, Inc.	San Mateo, Santa Clara, Santa Cruz, and Monterey	Ongoing	\$117,500.62
21	Three County Fiber	Surfnet Communications, Inc.	San Luis Obispo, Santa Clara and Santa Cruz	Ongoing	\$1,079,877.53
22	Summits to the Sea	Cruzio Media, Inc.	San Mateo, Santa Clara, Santa Cruz, and Monterey	Ongoing	\$214,366.70
23	Rural Fresno	CalNeva Broadband, LLC	Fresno	Ongoing	\$194,512.41
24	Connect Anza Phase III (RDOF Kicker)	Anza Electric Co-operative, Inc.	Riverside	Ongoing	\$105,163.96
25	Summits to the Sea	Cruzio Media, Inc.	San Mateo, Santa Clara, Santa Cruz, and Monterey	Ongoing	\$184,635.72
Total:					\$22,890,701

C. Total Infrastructure Projects Awarded Since 2008

The CPUC has awarded \$338,547,141 to fund 98 broadband infrastructure projects (not including 46 withdrawn and rescinded projects totaling approximately \$164 million) since the beginning of the program in 2008 through December 31, 2025. The 98 completed and active projects include last-mile, hybrid and middle-mile projects that provide (or will provide) broadband access to an estimated 316,903 potential households.¹⁹

Table 13: Total CASF Infrastructure Projects Awarded 2008 – 2025²⁰

	Approved Projects	Completed	Ongoing	Amount Awarded	Estimated Potential Households*
Last-Mile	74	66	8	\$167,325,798	55,719
Middle-Mile	6	6	0	\$53,416,397	256,154
Hybrid	18	14	4	\$117,804,946	5,030
Totals:	98	86	12	\$338,547,141	316,903

**Based on estimated potential households provided in the CPUC resolutions and letters approving projects.*

¹⁹ Hybrid projects are last-mile projects that include middle-mile infrastructure.

²⁰ Funding for projects withdrawn by grantees is not included.

Map 3: Locations of All Approved CASF Infrastructure Projects as of December 31, 2025



1. Project Subscriptions as of December 31, 2025

The CPUC is required to report the number of formerly unserved households that subscribed to broadband in CASF project areas.²¹ The CPUC collects this information through annual data requests to Infrastructure Account grantees for all last-mile and hybrid projects. Altogether, the provided data indicated that as of December 31, 2025, there were a total of 32,026 households who signed up for broadband services provided by 63 completed CASF projects. Attachment A provides the household subscriptions (both projected and actual) for each completed last-mile or hybrid project as well as project funding and status.²²



Figure 3: Surfnet Communications building new last mile infrastructure for their Three County Fiber project.

2. Cost per Household as of December 31, 2025

The CPUC is required to report the cost per household for each infrastructure project.²³ Attachment A provides the cost per household for each project as of December 31, 2025. The table below shows the average cost per household for all approved last-mile, middle-mile, and hybrid projects. The cost per household is calculated by dividing the total amount awarded by the total estimated potential households in the project. However, this amount does not reflect the full cost of connecting a household as the CASF awards did not subsidize 100 percent of project costs prior to the passage of AB 1665 in 2017.

Table 14: Average Cost Per Household of CASF Infrastructure Projects²⁴

	Approved Projects	Total Amount Awarded	Total Estimated Potential Households*	Average Cost per Household
Last-Mile	74	\$167,325,798	55,719	\$3,030
Middle-Mile	6	\$53,416,397	256,154	\$208
Hybrid	18	\$117,804,946	5,030	\$23,420

**Based on estimated potential households provided in the CPUC resolutions/ letters approving projects*

²¹ Pub. Util. Code section 914.7, subd. (j).

²² As of December 31, 2025, 86 of the 98 infrastructure projects have been completed. A total of 63 grantees responded to the data request, and the overall total of 32,026 reflects the total from those who responded.

²³ Pub. Util. Code section 914.7, subd. (h).

²⁴ Includes all CASF project types including Fiber to the Home (FTTH), Fixed Wireless (FWA), and Hybrid/Fiber Coax (HFC).

D. Rural Digital Opportunity Fund

Pub. Util. Code, section 914.7, subd. (m) requires the CPUC to provide “[a]dditional details on efforts to leverage non-California Advanced Services Fund monies.” In 2021, the CPUC published rules for the CASF-Rural Digital Opportunity Fund (RDOF) “Kicker” Funding Initiative and the “Nearby” RDOF-Funded Project Initiatives in D.21-01-003. The Decision also set program rules and solicited applications for CASF funding to supplement up to \$2 billion under the FCC’s Rural Digital Opportunity Fund (RDOF) program. The CPUC did not provide any CASF-RDOF grants in 2025. The CPUC made payments totaling \$105,163.96 to the RDOF-funded project, Connect Anza Phase III, in 2025. Connect Anza Phase III is expected to be completed in 2026.

E. Line Extension Program

The Line Extension Program (LEP) within the Broadband Infrastructure Grant Account subsidizes the cost of connecting an individual household or property to an existing or proposed facility-based broadband provider.²⁵ The program was established by AB 1665, which provided a total funding allocation of \$5 million and was implemented by Decision 19-04-022. In 2025, staff revised LEP rules which the Commission approved on November 20, 2025, in D. 25-11-003.²⁶ The CPUC did not fund any new LEP projects in 2025.

On May 30, 2025, the CPUC and South Valley Internet hosted a ribbon cutting ceremony for the Southside Road Project. This project, which has connected 84 percent of the targeted locations, will bring broadband at speeds of 1 gigabit per second (Gbps) symmetrical (download and upload) to 194 households serving 740 residents, including 130 school-aged children currently enrolled in the public school system.

The following table provides details on all LEP grants awarded as of December 31, 2025.



Figure 4: The CPUC and South Valley Internet celebrate the completion of the Southside Road Project during a ribbon-cutting.

²⁵ Pub. Util. Code section 281, subd. (f)(6).

²⁶ See Decision 25-11-003: Decision Adopting Modifications to Broadband Adoption Account, Rural and Urban Regional Broadband Consortia Account, and Line Extension Program Requirements; and Closing Proceeding and Appendix A: CASF Broadband Infrastructure Grant Account Line Extension Program Revised Application Requirements and Guidelines

Table 15: Infrastructure Grants Awarded for Line Extension Projects

	Project Name	Grant Recipient	County	Completion Status	Award
1	Arias Line Extension	Audeamus, dba Sebastian	Fresno	Completed Dec 2020	\$5,230
2	San Jerardo Housing Cooperative	Cruzio Media Inc.	Monterey	Completed Sep 2022	\$292,548
3	Grass Valley	Comcast Corporation	Nevada	Completed Mar 2023	\$2,575
4	Southside Road Project	South Valley Internet	San Benito	84% Complete as of December 2025	\$1,770,748
Total:					\$2,071,101

F. Infrastructure Account Benefits

CASF Infrastructure Account grantees were asked to report data on job creation and socioeconomic benefits related to 98 of their associated projects.²⁷ The Infrastructure Account received data responses for 68 of the projects²⁸ in response to questions related to job creation. The grantees reported that 47% of their projects aimed to create jobs and 25% of their projects plan to stimulate additional job creation initiatives. Regarding the socioeconomic benefits of their projects, the percentages of grantees that assisted customers with access to various services are as follows:

- Educational Resources – 76%
- Health Services – 76%
- Government Services – 76%
- Secure Access to Internet – 70%
- Connect to others through the Internet – 70%

These responses highlight the significant role of CASF grantees in providing essential resources and fostering connections within communities.

²⁷ Staff sent out data requests to 30 grantees for job creation and socioeconomic data and 15 grantees responded.

²⁸ Grantees were not mandated to respond to the Commission's annual request for data required for the CASF Annual Report, prior to D.22-11-023, approved on November 17, 2022.

Rural and Urban Regional Broadband Consortia Grant Account

The Consortia Account provides grants to eligible consortia to facilitate broadband deployment by assisting CASF infrastructure grant applicants in the project development or grant application process or assisting broadband deployment projects related to programs created under SB 156 and AB 164.²⁹ On May 19, 2022, the CPUC adopted D.22-05-029, which made programmatic changes to the Consortia Account including allocating \$3.43 million in funding for FY 2024-25.³⁰ The Decision also modified Consortia Account rules, including expansion of allowable consortia activities, increasing the annual maximum funding cap, and clarifying consortia regional boundary requirements. In November 2025, the Commission adopted D.25-11-003 to modify the CASF Consortia Account, establishing Regional Tribal Consortia, expanding program eligibility to include California Tribes, expanding eligible broadband support activities, and requiring regular meetings with Commission staff.



Figure 5: LA DEAL members hosted a table at the LA Phil in the Neighborhood in December 2025 to secure Broadband Needs Assessment responses for the San Fernando Community.

Since the account’s inception, the CPUC has awarded consortia grants in six solicitations - in 2011, 2016, 2019, 2020, 2021 and 2022. Map 1 of this report illustrates the distribution of the 15 consortia regions both currently and previously funded by county.³¹

The CASF funds the following consortia activities consistent with Pub. Util. Code section 281 and D.22-05-029:

- Collaborating with the Commission and other state agencies to engage regional consortia, local officials, internet service providers, stakeholders and consumers regarding priority areas and cost-effective strategies to achieve the broadband access goal.

²⁹ Pub. Util. Code section 281.

³⁰ In addition to the \$3.43 million, the Consortia Account was previously authorized \$35.7 million.

³¹ On June 1, 2022, the Communications Division sent a letter to the CASF Distribution soliciting Consortia grant applications for all regions starting in January 2023. Applications were due on July 15, 2022. Subsequently, the CPUC approved fifteen awards on January 12, 2023, to facilitate the deployment of broadband services by assisting CASF infrastructure grant applicants in the project development or grant application process or assisting broadband deployment projects related to programs created under SB 156 and Assembly Bill (AB) 164.

- Identifying potential CASF infrastructure projects or potential broadband deployment projects related to new programs created under SB 156 and AB 164, along with other opportunities, where providers can expand and improve their infrastructure and service offerings to achieve the goal of reaching 98 percent broadband deployment in each consortia region.
- Assisting potential CASF infrastructure applicants or potential applicants for broadband deployment projects related to the new programs created under SB 156 and AB 164 in the project development or grant application process.
- Conducting activities that will lead to or that can be reasonably expected to lead to CASF infrastructure projects or broadband deployment projects related to new programs created under SB 156 and AB 164, including but not limited to the following examples of allowable activities:
 - Support for local and regional permitting and deployment readiness
 - Engaging local government officials and communities to better understand and explain regional broadband needs and solutions and providing technical assistance to such entities.
 - Conducting an inventory of public assets (e.g., rights-of-ways, publicly owned towers, public utility poles, equipment housing, publicly owned property) and aggregate demand, including speed tests and the identification and updates of priority areas.
- Assisting the Commission in publicizing requests for wireline testing volunteers in areas, as needed.
- Assisting the Commission in promoting broadband deployment in California, related to the Federal Funding Account and other programs including Middle-Mile, Broadband Loan Loss Reserve and Local Agency Technical Assistance created under SB 156 and AB 164.

A. Consortia Grants Approved in 2023

On June 1, 2022, the CPUC released a new solicitation to accept applications that would represent all regions in California starting in January 2023. From this solicitation, the CPUC approved fifteen applications for \$10,333,173 in total funding in Resolution T-17778.³²

The following table provides a list of these 15 approved grants. All 15 approved grants remained active as of December 31, 2025. The CPUC sent a notice for a new grant application cycle in December 2025 to invite applications from new or existing Consortia as well as applicants to represent Consortia Regions that are not currently represented, including Regions that may have met the CASF Infrastructure Grant Account’s 98% deployment goal.

³² Resolution T-17778, issued January 12, 2023.

Table 16: Consortia Account, Grants Awarded in 2023

Consortia	Geographic Area
Broadband Consortium of the Pacific Coast	San Luis Obispo, Santa Barbara, and Ventura counties
Central Coast Broadband Consortium	Monterey, Santa Cruz, and San Benito counties
Connected Capital Area Broadband Consortium	Sacramento, Sutter, Yolo, and Yuba counties
Central Sierra Economic Development District/Broadband Utility Zone	Tuolumne, Calaveras, Amador, Mariposa, and Alpine counties
Gold Country Broadband Consortium	Sierra, Nevada, Placer, and El Dorado counties
Inland Empire Regional Broadband Consortium	San Bernardino and Riverside counties
Inyo-Mono Broadband Consortium	Inyo and Mono counties
Los Angeles Digital Equity Action League Consortium	Los Angeles County
North Bay/North Coast Broadband Consortium	Mendocino, Marin, Napa, and Sonoma counties
Northeastern California Connect Consortium	Butte, Lassen, Modoc, Plumas, Shasta, Siskiyou, and Tehama counties
Redwood Coast Connect Broadband Consortium	Humboldt, Del Norte, and Trinity counties
San Joaquin Valley Regional Broadband Consortium	San Joaquin, Stanislaus, Merced, Madera, Fresno, Kings, Tulare, and Kern counties
Southern Border Broadband Consortium	San Diego and Imperial counties
Tahoe Basin Project	Tahoe Basin area in Placer and El Dorado counties
Upstate California Connect Consortium	Glenn, Colusa, and Lake counties

B. Consortia Funds Expended in 2025

The CPUC disbursed \$2.84 million to the consortia in calendar year (CY) 2025. The following table shows payments made to consortia in 2025 and total cumulative payments, as of December 31, 2025. Central Sierra Connect Consortium, East Bay Broadband Consortium, Eastern Sierra Connect Consortium, Los Angeles County Regional Broadband Consortium, and Northeast California Connect Consortium were previously awarded grantees and did not receive awards during the 2022 cycle. San Joaquin Valley Regional Broadband Consortium experienced staff turnover which resulted in a delay to payment disbursement during 2025.

Table 17: Consortia Account, 2016, 2019, 2020, 2021 & 2022 Cycle Disbursement Summary

	Consortia	Amount Paid in CY 2025	Total Paid as of 12/31/25
1	Broadband Consortium of the Pacific Coast	\$340,578	\$1,110,788
2	Central Coast Broadband Consortium	\$249,347	\$1,016,714
3	Central Sierra Connect Consortium*	\$ -	\$245,500
4	Central Sierra Economic Development District/Broadband Utility	\$72,300	\$72,300
5	Connected Capital Area Broadband Consortium	\$244,573	\$1,190,510
6	East Bay Broadband Consortium*	\$ -	\$262,491
7	Eastern Sierra Connect Consortium*	\$ -	\$65,513
8	Gold Country Broadband Consortium	\$190,057	\$849,381
9	Inland Empire Broadband Consortium	\$92,830	\$1,057,343
10	Inyo-Mono Broadband Consortium	\$211,905	\$546,717
11	LA Digital Equity Action League Consortium	\$449,114	\$713,912
12	Los Angeles County Regional Broadband Consortium*	\$ -	\$592,039
13	North Bay/North Coast Broadband Consortium	\$254,144	\$937,828
14	Northeast California Connect Consortium*	\$ -	\$296,518
15	Northeastern California Connect Consortium	\$55,146	\$651,549
16	Redwood Coast Connect Consortium	\$179,707	\$891,001
17	San Joaquin Valley Regional Broadband Consortium	\$16,967	\$77,297
18	Southern Border Broadband Consortium	\$96,520	\$408,234
19	Tahoe Basin Projects	\$335,431	\$578,496
20	Upstate California Connect Consortium	\$53,708	\$880,236
Total:		\$2,842,325	\$12,444,368

*Inactive Consortia (Grant Period Ended)

C. Consortia Account Benefits

Although these grants were awarded in 2023, they remain active during the 2025 reporting period. The disbursements to consortia groups were for the following activities:

- Regional coordination and stakeholder engagement with local governments, ISPs, community-based organizations, tribes, and state agencies to identify broadband priorities, share deployment updates, and align cost-effective strategies to achieve statewide broadband access goals.
- Identification and advancement of potential CASF infrastructure projects, including mapping unserved and underserved areas, conducting speed tests, maintaining GIS-based broadband inventories, and identifying priority locations for last-mile and middle-mile connectivity.
- Technical assistance to CASF Infrastructure Grant applicants, such as support with project development, eligibility analysis, application materials, letters of support, ISP coordination, and leveraging complementary state and federal funding opportunities.
- Public outreach and data collection efforts to inform broadband planning and CPUC programs, including community meetings, surveys, newsletters, workshops, speed test promotion, and assistance with publicizing wireline testing and broadband program information.

To assess the Consortia Account output, staff sent consortia grantees a data request on December 17, 2025, requesting information about outcomes of consortia deployment efforts in 2025. The following provides a summary of the responses.

Fifteen (15) active consortia grantees responded detailing their efforts in deployment, as shown in Attachment B. The following are common themes related to those deployment efforts:

- Regional Collaboration & Coordination – Consortia worked closely with CPUC, CDT, local governments, tribes, ISPs, and communities to align regional broadband priorities, share deployment data, and coordinate cost-effective strategies to advance statewide broadband access goals.
- Data-Driven Planning & Priority Area Identification – Consortia conducted broadband mapping, speed test promotion, public asset inventories, and gap analyses to identify unserved and underserved areas and inform priority locations for last-mile and middle-mile broadband infrastructure investment.
- Infrastructure Project Development & Identification – Consortia identified and advanced potential broadband infrastructure projects aligned with CASF and complementary state and federal programs, supporting efforts to expand ISP service offerings and progress toward 98 percent household broadband deployment.
- Application, Technical, and Funding Support – Consortia provided technical assistance to infrastructure applicants, including eligibility analysis, mapping support, letters of support, ISP coordination, and guidance on CASF and other broadband funding opportunities to strengthen project readiness and applications.
- Deployment Readiness, Permitting & Public Engagement – Consortia facilitated activities leading to broadband deployment such as permitting coordination, Dig Once policy support, engagement with local jurisdictions on streamlining best practices, and community outreach to raise awareness of broadband programs and testing opportunities.

Consortia Account Performance Metrics

Grantees were asked to report data on job creation and socioeconomic benefits related to their associated projects.³³ The Consortia Account received thirteen complete data request submissions. Of the submissions, 38% reported that their projects aimed to create jobs. In relation to job creation, 54% of grantees have future plans to stimulate additional job creation initiatives. Additionally, grantees were asked about the socioeconomic benefits of their projects. Of the submissions, 69% helped participants access educational resources, 77% helped participants access health services, 61% helped participants access government services, 77% helped participants access the Internet securely, and 69% helped participants to connect to others through the Internet.

The following table summarizes Consortia Account broadband deployment performance metrics as reported by grantees,³⁴ including the number of CASF line extension applications submitted, the number of CASF infrastructure applications submitted, and priority areas identified in 2025. In 2025, consortia grantees continued to facilitate the deployment of broadband services by identifying priority areas and assisting potential CASF broadband deployment projects.

³³ Staff sent grantees requests for job creation and socioeconomic data. 13 complete data requests were submitted. Grantees are not mandated to respond to the CPUC's data request required for the CASF Annual Report.

³⁴ Based on performance metrics reported by Consortia grantees.

Table 18: Consortia Account Performance Metrics – CASF Line Extension and Infrastructure Applications Assisted³⁵

CASF Line Extension and Infrastructure Applications Assisted																
Consortia / Project Name	Counties Represented	# of Funding Years	Approved Grant Amount	Per Year Cost	# of CASF Line Extension Applications Assisted and Submitted to date			# of CASF Infrastructure Applications Assisted and Submitted to date			# of Potential CASF Broadband Deployment Projects Identified			# of Project Permitting Activities Supported	# of Inventory of Public Assets Conducted	# of Wireline Testing Volunteers Recruited
					2025	Prior to 2025	Total	2025	Prior to 2025	Total	2025	Prior to 2025	Total			
Broadband Consortium of the Pacific Coast	San Luis Obispo, Santa Barbara, and Ventura	3.5	\$600,000	\$200,000	0	0	0	4	6	10	50	61	111	5	2	0
Central Coast Broadband Consortium	Monterey, Santa Cruz, and San Benito	5	\$1,000,000	\$200,000	0	1	1	2	3	5	3	2	5	1	1	0
Central Sierra Economic Development District/Broadband Utility	Alpine, Amador, Calaveras, Mariposa, Tuolumne	3	\$599,500	\$198,333	-	-	-	-	-	-	-	-	-	-	-	-
Connected Capital Area Broadband Consortium	Sacramento, Sutter, Yolo, and Yuba	4	\$800,000	\$200,000	0	0	0	0	11	11	5	89	94	7	3	0

³⁵ Based on performance metrics reported by Consortia grantees. Central Sierra Economic Development District and Gold County Broadband Consortium did not report on the Consortia Account performance metrics data request.

CASF Line Extension and Infrastructure Applications Assisted																
Consortia / Project Name	Counties Represented	# of Funding Years	Approved Grant Amount	Per Year Cost	# of CASF Line Extension Applications Assisted and Submitted to date			# of CASF Infrastructure Applications Assisted and Submitted to date			# of Potential CASF Broadband Deployment Projects Identified			# of Project Permitting Activities Supported	# of Inventory of Public Assets Conducted	# of Wireline Testing Volunteers Recruited
					2025	Prior to 2025	Total	2025	Prior to 2025	Total	2025	Prior to 2025	Total			
Gold County Broadband Consortium	Sierra, Nevada, Placer, and El Dorado	3	\$565,582	\$188,652	-	-	-	-	-	-	-	-	-	-	-	-
Inland Empire Regional Broadband Consortium	Riverside and San Bernardino	3	\$600,000	\$200,000	0	0	0	2	20	22	4	18	22	2	1	0
Inyo-Mono Broadband Consortium	Inyo and Mono	3	\$600,000	\$200,000	0	0	0	1	0	1	6	17	23	0	60	50
Los Angeles Digital Equity Action League Consortium	San Fernando Valley/Santa Clarita, Antelope Valley, San Gabriel Valley, South Bay/Gateway Cities, and Central/West Los Angeles	3	\$600,000	\$200,000	0	0	0	1	1	0	4	4	8	11	15	0
North Bay / North Coast Broadband Consortium	Marin, Mendocino, Napa, and Sonoma	3	\$600,000	\$200,000	-	-	0	0	1	0	3	1	1	1	1	0

CASF Line Extension and Infrastructure Applications Assisted																
Consortia / Project Name	Counties Represented	# of Funding Years	Approved Grant Amount	Per Year Cost	# of CASF Line Extension Applications Assisted and Submitted to date			# of CASF Infrastructure Applications Assisted and Submitted to date			# of Potential CASF Broadband Deployment Projects Identified			# of Project Permitting Activities Supported	# of Inventory of Public Assets Conducted	# of Wireline Testing Volunteers Recruited
					2025	Prior to 2025	Total	2025	Prior to 2025	Total	2025	Prior to 2025	Total			
Northeastern California Connect Consortium	Butte, Lassen, Modoc, Shasta, Siskiyou, Plumas, and Tehama	5	\$999,969	\$199,949	-	-	0	4	29	33	8	10	18	-	-	-
Redwood Coast Connect Broadband Consortium	Del Norte, Humboldt, and Trinity	3	\$572,000	\$200,000	0	0	0	0	16	0	23	28	51	14	0	0
San Joaquin Valley Regional Broadband Consortium	San Joaquin, Stanislaus, Merced, Madera, Fresno, Tulare, Kings, and Kern	3	\$600,000	\$200,000	0	0	0	4	0	4	6	0	6	5	128	0
Southern Border Broadband Consortium	San Diego and Imperial	3	\$600,000	\$200,000	0	0	0	2	1	3	0	0	0	3	N/A	N/A
Tahoe Basin Project	Tahoe Basin area in El Dorado and Placer	3	\$600,000	\$200,000	0	0	0	0	3	3	1	4	7	0	1	4

CASF Line Extension and Infrastructure Applications Assisted																
Consortia / Project Name	Counties Represented	# of Funding Years	Approved Grant Amount	Per Year Cost	# of CASF Line Extension Applications Assisted and Submitted to date			# of CASF Infrastructure Applications Assisted and Submitted to date			# of Potential CASF Broadband Deployment Projects Identified			# of Project Permitting Activities Supported	# of Inventory of Public Assets Conducted	# of Wireline Testing Volunteers Recruited
					2025	Prior to 2025	Total	2025	Prior to 2025	Total	2025	Prior to 2025	Total			
Upstate California Connect Consortium	Glenn, Colusa, and Lake	5	\$999,969	\$199,994	-	-	0	-	6	6	3	4	7	-	-	-

D. Total Consortia Grants Awarded Since Inception

Since its inception and as of December 31, 2025, the Consortia Account has awarded approximately \$29.1 million.³⁶ In addition, CASF hosted the CPUC California Advanced Services Fund Annual Public Workshop on April 9, 2025. See Attachment C for a list of all grants awarded to consortia in the six cycles. The table below lists the active consortia grants as of December 31, 2025.

Table 19: List of Active Consortia Grants as of December 2025

	Consortium	Counties	Active Grant(s)
1	Broadband Consortium of the Pacific Coast	San Luis Obispo, Santa Barbara, Ventura	2022 Cycle Grant
2	Central Coast Broadband Consortium	Monterey, Santa Cruz, San Benito	2022 Cycle Grant
3	Central Sierra Economic Development District/Broadband Utility	Alpine, Amador, Calaveras, Mariposa, Tuolumne	2022 Cycle Grant
4	Connected Capital Area Broadband Consortium	Sacramento, Sutter, Yolo, Yuba	2022 Cycle Grant
5	Gold Country Broadband Consortium	Sierra, Nevada, Placer, El Dorado, Eastern Alpine	2022 Cycle Grant
6	Inland Empire Regional Broadband Consortium	San Bernardino, Riverside	2022 Cycle Grant
7	Inyo – Mono Broadband Consortium	Inyo, Mono Counties	2022 Cycle Grant
8	Los Angeles Digital Equity Action League Consortium	Los Angeles	2022 Cycle Grant
9	North Bay/North Coast Broadband Consortium	Mendocino, Marin, Napa, Sonoma	2022 Cycle Grant
10	Northeastern California Connect Consortium	Butte, Lassen, Modoc, Plumas, Shasta, Siskiyou, Tehama	2022 Cycle Grant
11	Redwood Coast Connect Broadband Consortium	Humboldt, Del Norte, Trinity	2022 Cycle Grant
12	San Joaquin Valley Regional Broadband Consortium	San Joaquin, Stanislaus, Merced, Madera, Fresno, Tulare, Kings, and Western Kern	2016 Grant Cycle; 2020 Cycle Grant; 2022 Cycle Grant

³⁶ The \$29.1 million includes approved Consortia awards as of December 31, 2025. In addition, the \$29.1 million does not include incurred and future state operations.

	Consortium	Counties	Active Grant(s)
13	Southern Border Broadband Consortium	San Diego, Imperial	2020 Cycle Grant; 2022 Cycle Grant
14	Tahoe Basin Project	Lake Tahoe Basin Area	2022 Cycle Grant
15	Upstate California Connect Consortium	Glenn, Colusa, Lake	2022 Cycle Grant

Broadband Adoption Account

Eligible applicants for the Adoption Account are local governments, senior centers, schools, public libraries, nonprofit organizations, including nonprofit religious organizations, and community-based organizations with programs to increase publicly available or after-school broadband access and digital inclusion, such as digital literacy training programs.

The Adoption Account provides funding for two types of projects:

- **Digital Inclusion:** Projects providing digital literacy training and public education to communities with limited broadband adoption including low-income communities, senior communities, and communities facing socioeconomic barriers to broadband adoption.
- **Broadband Access:** Projects providing free broadband access in community training rooms or other public space, such as local government centers, senior centers, schools, public libraries, non-profit organizations, and community-based organizations, as well as funding community outreach, such as analysis, comparison of internet plans and call centers that will increase broadband access and adoption.

Resolution T-17825 set an appropriation amount of \$36.385 million for the Adoption Account for FY 2024-25.

The Adoption Account approved 156 projects in 2025, awarding approximately \$17.57 million in total grant funding.



Figure 6: Santa Barbara Partners in Education issuing participants with digital literacy training certificates.

A. Adoption Grants Awarded in 2025

In 2025, the CPUC approved 146 projects submitted in the January and July 2025 application windows via ministerial review. Additionally, 10 projects were approved on July 24, 2025, via Resolution T-17885. Of the 156 total grants approved, the CPUC received 153 consent forms accepting the grants. Additionally, the CPUC is reviewing 21 projects submitted in the July 2025 application window.³⁷

Altogether, 156 grants were approved, totaling \$17,568,215 in funding as shown in Table 20 below.

Table 20: Summary of Approved Projects in 2025

	Digital Literacy	Broadband Access	Call Center	Total Approved
Projects	149	7	0	156
Funding	\$17,027,086	\$541,129	\$0	\$17,568,215

Attachment D lists the projects approved in 2025 and projects approved since the account inception in 2018. The list of projects provides details including project name, grantee, project location, grant amount, payments made, and completion date (if applicable). Table 21 below specifies grants by county awarded in 2025.

Table 21: Grants by County in 2025

County / Region	Grant Amount
Alameda	\$418,408
Butte	\$149,778
Calaveras	\$594,255
Contra Costa	\$44,800
Fresno	\$839,980
Fresno, Kings, Madera, Tulare	\$149,675
Glenn	\$149,778
Kern	\$334,152
Kings	\$94,506
Lassen	\$149,778

³⁷ 21 CPUC Resolution T-17899 (July 2025 application round)

2025 CALIFORNIA ADVANCED SERVICES FUND ANNUAL REPORT

County / Region	Grant Amount
Los Angeles	\$5,684,891
Los Angeles, Orange, San Diego, Santa Clara, Alameda, Sacramento	\$211,895
Los Angeles, Riverside, Imperial	\$145,500
Madera	\$197,375
Marin, Solano	\$49,958
Merced	\$94,506
Modoc	\$149,778
Monterey	\$149,975
Napa	\$82,900
North State Counties	\$149,778
Plumas	\$149,778
Riverside	\$9,003
Sacramento	\$1,008,553
Sacramento, San Diego, Kern	\$94,676
San Bernardino	\$230,361
San Diego	\$282,001
San Francisco	\$664,577
San Joaquin	\$594,255
San Mateo	\$86,348
Santa Barbara	\$862,199
Santa Clara	\$943,121
Shasta	\$149,778
Sierra	\$205,718
Siskiyou	\$299,778
Solano	\$511,406
Stanislaus	\$316,416
Statewide	\$233,968

2025 CALIFORNIA ADVANCED SERVICES FUND ANNUAL REPORT

County / Region	Grant Amount
Tehama	\$149,778
Trinity	\$149,778
Tulare	\$276,254
Ventura	\$519,394
Yolo	\$9,408
Total:	\$17,568,215

B. Adoption Account Funds Allocated and Expended in 2025

The CPUC continued to reimburse previously approved Adoption Account projects. Table 22 shows that in 2025 the CPUC expended \$9,611,743 in funding across 41 counties and for four statewide projects.

Table 22: Funds Expended by County in 2025

County	Payments
Alameda	\$713,103
Alameda, Contra Costa	\$64,163
Butte, Del Norte, Lassen, Modoc, Nevada, Plumas, Shasta, Sierra, Siskiyou, Tehama, Trinity	\$39,591
Butte, Del Norte, Lassen, Modoc, Nevada, Plumas, Shasta, Sierra, Siskiyou, Trinity	\$42,930
Contra Costa	\$192,615
Fresno	\$239,626
Greater Bay Area	\$50,000
Inyo	\$12,323
Kern	\$44,196
Kings	\$25,181
Los Angeles	\$873,358
Madera	\$21,895
Marin	\$110,386
Merced	\$84,910
Monterey	\$117,654
Riverside	\$155,172
Sacramento	\$474,036
San Bernardino	\$1,707,375



Figure 7: Digital literacy training hosted by the City of Ontario.

2025 CALIFORNIA ADVANCED SERVICES FUND ANNUAL REPORT

County	Payments
San Diego	\$133,610
San Francisco	\$451,035
San Joaquin	\$54,977
San Luis Obispo	\$20,203
San Luis Obispo, Santa Barbara, Ventura	\$135,264
San Mateo	\$299,418
Santa Barbara	\$435,003
Santa Clara	\$841,942
Siskiyou	\$37,404
Solano	\$225,321
Sonoma	\$19,967
Stanislaus	\$93,252
Statewide	\$1,814,383
Tulare	\$69,974
Tuolumne	\$30,675
Ventura	\$50,801
Total:	\$9,611,743

C. Adoption Account Benefits

The Adoption Account benefits can be expressed as the number of people receiving training from digital literacy projects and the number of people receiving broadband access through the broadband access projects. Staff sent grantees data requests to identify the number of people who have benefited from projects. A summary of the data collected is provided below. These numbers will continue to increase as most of the projects are still in progress.

- **Digital Literacy:** 16,419 people completed eight hours or more of digital literacy training and 1,191 new broadband subscriptions from the 149 in progress or completed projects awarded as of December 31, 2025.
- **Broadband Access:** 12,377 people were provided broadband access and 257 new broadband subscriptions from the 3 in progress or completed projects awarded as of December 31, 2025.
- **Broadband Call Center:** 1,923 new broadband subscriptions resulted from 4 in progress or completed projects awarded as of December 31, 2025.



Figure 8: Girls on Mic instructor teaching students at Paul Revere Elementary School.

Grantees were also asked about job creation and, more generally, socioeconomic benefits. Out of the responses for 161 projects, approximately 6% responded that the project aimed to create jobs.³⁸ Grantees reported that 197 jobs were created due to funded activities out of a projected 130 jobs. Although the Adoption Account does not require direct job creation, approximately 31% reported providing training programs to enhance workforce skills.

Grantees were also asked about socioeconomic benefits for their funded projects. Of the 161 projects for which responses were provided, 60% helped participants access educational resources, 46% helped participants access health services, 46% helped participants access government services, 58% helped participants access the Internet securely, and 58% helped participants connect to others through the Internet.

³⁸ Pursuant to Pub. Util. Code, section 281, moneys in the CASF Adoption Account are available to the CPUC to award grants to increase publicly available or after-school broadband access and digital inclusion, such as grants for digital literacy training programs and public education to communities with limited broadband adoption. There is no specific focus on job creation per Section 281 for the CASF Adoption Account.

D. Total Adoption Account Projects Awarded

Since CASF Adoption Account’s inception in 2017 through December 31, 2025, the CPUC has approved a total of 620 Adoption Account digital literacy projects, 55 Adoption Account broadband access projects, and 29 call center projects throughout California. Of the 574 digital literacy projects approved, 229 are completed and 345 are in progress. Of the 52 broadband access projects approved, 32 are completed and 20 are in progress. Of the 22 call center projects approved, 6 are completed and 16 are in progress.

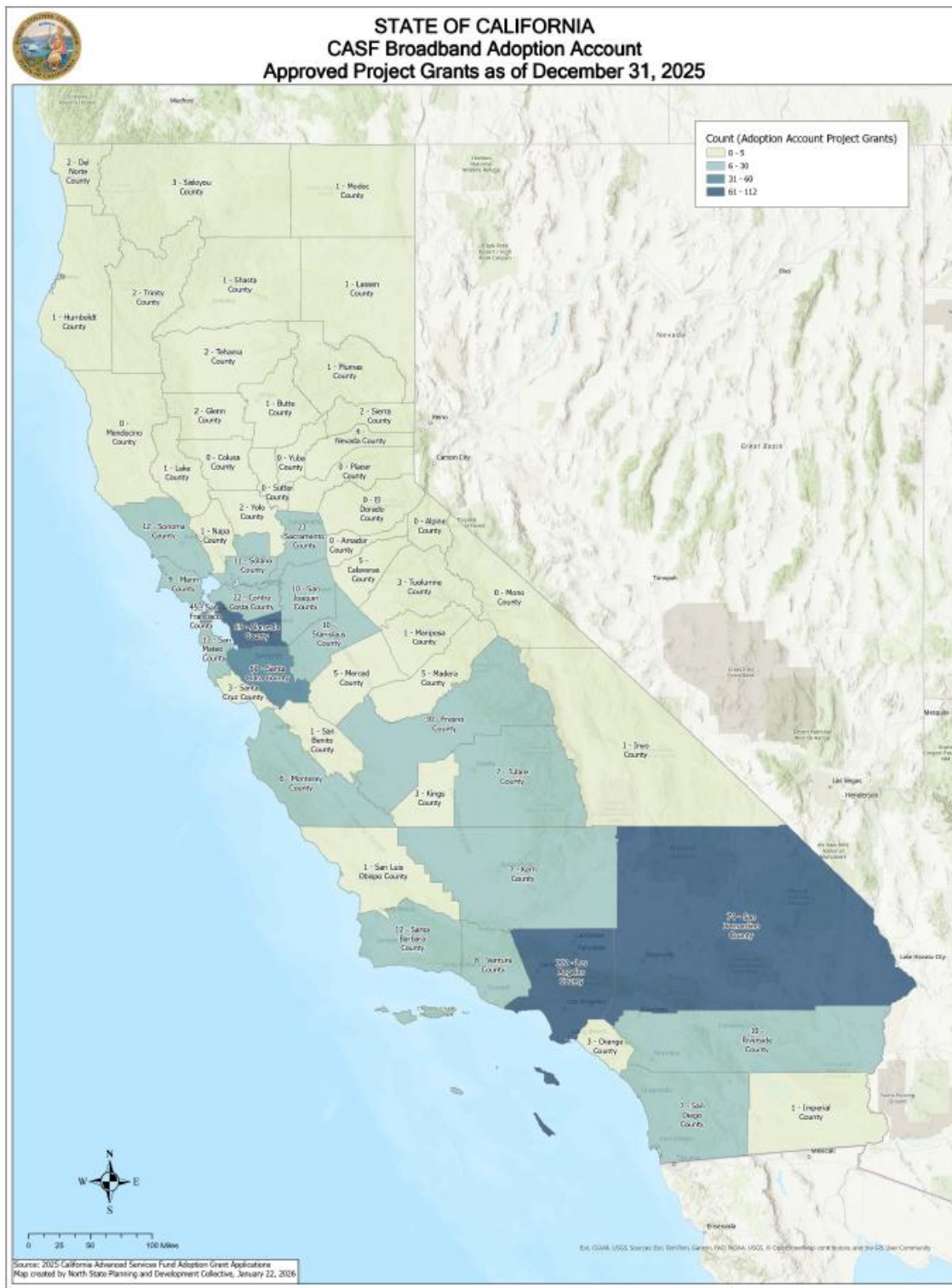
Table 23: CASF Adoption Account Grants Summary as of December 31, 2025

Calendar Year	Grant Type	Projects Submitted	Funding Requested	Projects Awarded*	Total Awarded	Payments
Pre-2025	Digital Literacy	574	\$64,611,635	429	\$35,919,292	\$14,024,647
	Broadband Access	67	\$8,141,565	44	\$2,513,107	\$1,404,705
	Call Center	32	\$18,975,587	22	\$13,895,544	\$4,428,816
2025	Digital Literacy	194	\$39,519,338	149	\$17,027,086	\$163,045
	Broadband Access	13	\$1,457,504	7	\$541,129	\$0
	Call Center	2	\$842,685	0	\$0	\$0
Totals	Digital Literacy	768	\$104,130,973	578	\$52,946,378	\$14,187,692
	Broadband Access	80	\$9,599,069	51	\$3,054,236	\$1,404,705
	Call Center	34	\$19,818,272	22	\$13,895,544	\$4,428,816
	Totals	882	\$133,548,314	651	\$69,896,157	\$20,021,213
Outside Funding	CDE Funding**				\$5,000,000	\$5,000,000
	Funding Total				\$74,896,157	\$25,021,213

*By application round, not date of award. Not inclusive of grants awarded and then rescinded (6 projects were rescinded in 2025).

**For the distribution of computing devices in school and school districts in response to the COVID-19 pandemic (Resolution T-17697, issued May 12, 2020).

Map 4: Location of All Approved Broadband Adoption Account Projects³⁹



³⁹ Not inclusive of Broadband Adoption projects serving multiple counties.

Broadband Public Housing Account

The Public Housing Account provides grants and loans to build broadband networks offering free broadband service for residents of low-income communities. SB 156 revised the Public Housing Account to provide grants and loans to finance projects to connect broadband networks offering free broadband service for residents of low-income communities including but not limited to, publicly supported housing developments, farmworker housing, and other housing developments or mobile home parks with low-income residents, as determined by the CPUC. The CPUC implemented these changes in D.22-05-029.

The CPUC implemented further programmatic changes to the Public Housing Account resulting from SB 156 in D.24-03-041 such as changes for publicly supported housing developments including farmworker housing, Tribal Housing, mobile home parks and other low-income housing developments. In 2023, in Rulemaking R.20-08-021, the CPUC issued a Staff Proposal proposing modifications to the Public Housing Account rules and guidelines. On March 7, 2024, the Commission issued D.24-03-041 which implemented additional changes to the Public Housing Account including expanding eligibility for non-publicly supported housing developments and for project costs to facilitate deployment of broadband networks in low-income communities that lack access to free broadband service that meets state standards. Today, eligible low-income communities that can receive grants from the Public Housing Account include mobile home parks with low-income residents, publicly supported housing developments, farmworker housing, and other housing developments (multi dwelling unit development and tribal housing).

Projects funded after March 2024 are subject to the rules and guidelines adopted in D.24-03-041. For FY 2024-2025, the CPUC issued Resolution T-17825 which allocated \$30.1 million for the Public Housing Account.

The following sections detail the Public Housing Account grants awarded and funds expended in 2025.




Figure 9: ASIAN, Inc. installing antenna for 575 Eddy project.

A. Public Housing Grants Awarded in 2025

In 2025, the CPUC held two application cycles for the Public Housing Account and received 46 applications. Of the 46 applications, 7 applications were withdrawn. The table below highlights the 39 (32 Infrastructure Projects and 7 Internet Extension Projects) applications that were approved in 2025.

Table 24: Public Housing 2025 Application Cycle

CASF Public Housing Account	In 2025		Since 2008	
	Total Projects	Total Awarded	Total Projects	Total Awarded
	39	\$2,075,016.05	565	\$22,037,894.94

Attachments H and I list all projects approved since the Public Housing Account’s inception in 2015. These attachments provide project details including project name, grantee, project location, grant amount, payments made, and completion date or projected completion date.

B. Public Housing Account Funds Expended in 2025

The CPUC reimbursed 14 projects. The table below shows that the CPUC expended approximately \$685,158.32 in funding across ten counties in 2025.

Table 25: Fund Expended by County in 2025

County	Payments
Alameda	\$78,386.98
Contra Costa	\$64,789.87
Fresno	\$35,549.97
Kern	\$38,399.97
Madera	\$48,599.98
San Bernardino	\$45,589.20
San Luis Obispo	\$190,237.34
Solano	\$108,887.94
Sonoma	\$36,767.00
Tulare	\$37,949.97
Total	\$685,158.32

C. Public Housing Account Benefits

1. Infrastructure Projects

Prior to D.22-05-029, the 307 completed infrastructure projects (out of 318 awarded) provide free broadband connectivity to 20,433 public housing units, at an average cost of \$422 per housing unit. These completed projects are expected to provide residents with internet service speeds of at least 6 Mbps downstream and 1.5 Mbps upstream.

Projects approved under D.22-05-029, increased the standard for broadband internet to 25 Mbps downstream, 3 Mbps upstream per the FCC’s guidelines at the time of publication.

The Public Housing Account subsidizes project costs for inside wiring installation and equipment required for inside network (both wired and wireless) construction; maintenance or operational costs such as the ongoing cost of an ISP circuit are not subsidized.

In March 2024, the FCC increased its benchmark definition for Broadband speeds to be 100 Mbps downstream and 20 Mbps downstream. D.24-03-041 issued in March 2024, tied the Broadband Public Housing Account’s speed requirements to the FCC broadband definition.

In 2025, 14 completed projects approved under D.22-05-029 provide free broadband connectivity to 630 public housing units.

2. Adoption Projects

The table below summarizes previously funded Public Housing Account adoption project participation and costs. The 119 completed adoption projects provided digital literacy training to 5,903 public housing residents (the total resident population for all completed project locations is 27,731). The total average cost is \$575.13 per resident trained. Grantees are required to provide project outcomes including the number of residents trained and the number of residents trained who subscribe to broadband. Of those who completed the digital literacy training, 86 percent subscribe to broadband.

Table 26: Summary of Project Participation and Costs

Projects Completed	Total Awarded	Total Payments	Total Residents	Residents Trained	Percent of Total Residents Trained	Percent Trained that Subscribe to Broadband	Average Cost per Resident Trained
119	\$4,380,567.05	\$3,394,819.90	27,897	5,903	21.6%	86%	\$575.13

See Attachment J for completed projects costs and participation as of December 31, 2025.

3. Data Request

In an effort to gather information on the socioeconomic benefits of funded projects, grantees were asked to respond to a data request to provide information related to the impact of their funded project on their residents in any of the following ways:⁴⁰

- Increasing employment prospects
- Accessing educational resources
- Accessing health services
- Accessing government services
- Accessing the Internet securely
- Learning how to connect to others.

Staff sent out data requests to 66 past grantees across 540 projects and received 17 responses which represented a total of 225 projects.

Grantees were asked about job creation and, more generally, socioeconomic benefits. Out of the responses for 225 projects, approximately 3% responded that the project aimed to create jobs. Grantees reported that 618 jobs were created due to funded activities. 17% percent reported that training programs were provided to enhance workforce skills.

Grantees were also asked about socioeconomic benefits for their funded projects. Of the 225 projects for which responses were provided, 85% helped participants access educational resources, 85% helped participants access health services, 85% helped participants access government services, 90% helped participants access the Internet securely, and 86% helped participants connect to others through the Internet.

⁴⁰ Grantees are not mandated to respond to the CPUC's data request required for the CASF Annual Report.

D. Total Public Housing Account Projects Awarded

Since 2015, the CPUC has approved a total of 446 Public Housing Account infrastructure projects (including the 7 Internet Extension projects shown in the table below) and 119 Public Housing Account adoption projects throughout California.⁴¹ Of the 446 infrastructure projects approved, 307 were approved in the application cycles between 2015 and 2022. During the period between 2015 and 2022, 117 adoption projects were awarded and have since been completed. The Public Housing Account no longer funds adoption efforts.

Table 27: CASF Public Housing Grants Summary as of December 31, 2025

Calendar Year	Grant Type	Projects Submitted	Funding Requested	Projects Awarded ⁴²	Total Awarded	Payments
Pre-2025	Infrastructure	637	\$23,942,906.15	407	\$15,582,311.04	\$10,217,790.37
	Adoption	169	\$6,251,874	119	\$4,380,567.85	\$3,349,230.70
2025	Infrastructure	39	\$3,915,014.80	32	\$1,655,016.05	\$639,569.12
	Internet Extension	7	\$420,000.00	7	\$420,000.00	
	Adoption	0	\$0	0	\$0	\$45,589.20
Totals	Infrastructure	676	\$27,857,920.95	439	\$17,237,327.09	\$10,857,359.49
	Internet Extension	7		7	\$420,000.00	
	Adoption	169	\$6,251,874	119	\$4,380,567.85	\$3,394,819.90
	Total:	852	\$27,857,920.95	565	\$21,617,894.94	\$14,252,179.39

⁴¹ Numbers are not inclusive of projects rescinded. 11 projects were rescinded in 2025.

⁴² Prior to SB 156, from the program’s inception in 2015 through 2021, the Public Housing Account provided grants for broadband connectivity and adoption in publicly supported communities (PSCs). During this period, eligible applicants were limited to PSCs that are wholly owned by a public housing agency or an incorporated non-profit organization (501(c)(3)s that have received public funding to subsidize housing construction or maintenance costs of housing occupied by residents whose annual income qualifies as “low” or “very low” according to federal poverty guidelines. \$20 million in grant funding was available to finance infrastructure projects and \$5 million was available to finance broadband adoption projects for residents in PSCs. Broadband Adoption projects in public housing are no longer funded through the Public Housing Account but can be funded through the adoption Account.

On May 19, 2022, the Commission issued Decision D.22-05-029 which implemented changes to the Public Housing Account enacted by SB 156 and programmatic changes for publicly supported housing developments including farmworker housing, and allocated \$30 million funding for Fiscal Year 2024-2025.

The rules implemented in D.22-05-029 were in place through the January 2025 round of BPHA applications.

Tribal Technical Assistance Grant Program

The CPUC Tribal Technical Assistance Program was adopted in D.20-08-005. The Tribal Technical Assistance Program provides grants to California Tribes, with or without federal recognition, to pursue improved voice and broadband communications. The Tribal Technical Assistance Program initially authorized up to \$5,000,000 in CASF until funds are replenished and/or exhausted. The program was allocated up to an additional \$4,500,000 for FY 2024-25.

The Tribal Technical Assistance Grant Program approved 9 projects in 2025 awarding approximately \$2.23 million in total grant funding.

On March 7, 2024, the CPUC issued D.24-03-041 modifying the Tribal Technical Assistance Program to align with the Local Agency Technical Assistance Program rules and guidelines. D.24-03-041 increased the \$150,000 per FY per tribe grant amount to \$250,000 and expanded eligible program activities. Projects funded after March 2024 are subject to the rules and guidelines adopted in D.24-03-041.

Grants under the Tribal Technical Assistance Program are available to eligible applicants, for the following types of technical assistance, including but not limited to:

- Feasibility Studies;
- Market Studies;
- Needs Assessments;
- Broadband Deployment-Related Grant Writing; and/or,
- Business Plans

A. Tribal Technical Assistance Grants Awarded

The CPUC awarded 9 grants to 9 Tribes totaling approximately \$1,977,560 for feasibility studies, market studies, and business plans in 2025. Since the program’s inception, 83 grants have been awarded to 44 Tribes for a total funding allocation of approximately \$9,519,210.

See Attachment K for the list of Tribes and their grant funded projects as of December 31, 2025.

B. Tribal Technical Assistance Program Benefits

These grants were designed to advance the goals of Pub. Util. Code section 281 by providing technical assistance to California Tribes to develop market studies, feasibility studies, and/or business plans which support Tribes in their pursuit of improved communications. Each approved applicant has attested to advancing the CASF program goals and other program criteria as specified in D.20-08-005 and D.24-03-041.

Attachments A – K

Attachment A: CASF Infrastructure Account Projects as of December 31st, 202561
Attachment B: Consortia Account Grantee Reported Benefits Funded by CASF72
Attachment C: Consortia Account Projects as of December 31st, 202585
Attachment D: Adoption Account Projects as of December 31st, 2025.....90
Attachment E: Adoption Account Digital Literacy Projects Status as of December 31st, 2025.....137
Attachment F: Adoption Account Call Center Projects Status as of December 31st, 2025202
Attachment G: Adoption Account Broadband Access Projects Status as of December 31st, 2025204
Attachment H: Public Housing Adoption Projects as of December 31st, 2025.....210
Attachment I: Public Housing Infrastructure Projects as of December 31st, 2025221
Attachment J: Public Housing Adoption Completed Projects as of December 31st, 2025261
Attachment K: Tribal Technical Assistance Grant Funded Projects as of December 31st, 2025.....273

Attachment A: CASF Infrastructure Account Projects as of December 31st, 2025

	Recipient	Project Name	County	Approval; Resolution ⁴³	Project Type ⁴⁴	Total Awarded ⁴⁵	Total Payments	Potential Estimated Households ⁴⁶	Cost per Household ⁴⁷	Households Subscribed ⁴⁸	Completion or Expected ⁴⁹
1	Anza Electric Coop.	Connect Anza Phase I	Riverside	12/17/2015; T-17503	Last-Mile	\$2,662,450	\$2,662,450	3,751	\$710	2356	Complete Dec. 2017
2	Anza Electric Coop.	Connect Anza Phase II	Riverside	5/31/2018; T-17581	Last-Mile	\$1,796,070	\$1,796,070	413	\$4,349	653	Complete Sep 2021
3	Anza Electric Coop.	Connect Anza Phase III	Riverside	11/30/2023; Min. Review	Last-Mile	\$688,431	\$0	28	\$24,856	In progress	2026
4	Anza Electric Coop.	Connect Anza Phase III (RDOF Kicker)	Riverside	12/7/2022; Min Review	Last-Mile	\$205,125	\$200,083	959	\$214	In Progress	2026
5	AT&T California	Alta/Blue Canyon	Nevada; Placer	2/20/2009; T-17195	Last-Mile	\$56,628	\$56,628	236	\$240	54	Complete May 2011

⁴³ Some projects are approved through the Ministerial Review process and are denoted with "Min. Review".

⁴⁴ Projects are categorized as last-mile, middle-mile (MM), or hybrid. Hybrid projects are last-mile projects that include middle-mile infrastructure.

⁴⁵ Award amounts reflect changes (e.g., supplemental funding awarded) made after original project approval.

⁴⁶ Household estimates are from CPUC resolutions approving projects.

⁴⁷ Cost per household for each project is calculated by dividing the total award by the estimated potential households.

⁴⁸ Subscription data for Last Mile and Hybrid projects gathered via data requests issued to award recipients. Middle Mile and projects not completed are indicated as such.

⁴⁹ Completion dates reflect when the CPUC received the completion report. Actual project construction may have been completed prior to the completion report.

	Recipient	Project Name	County	Approval; Resolution ⁴³	Project Type ⁴⁴	Total Awarded ⁴⁵	Total Payments	Potential Estimated Households ⁴⁶	Cost per Household ⁴⁷	Households Subscribed ⁴⁸	Completion or Expected ⁴⁹
6	AT&T California	Blanchard	Mariposa	11/21/2008; T-17182	Last-Mile	\$35,816	\$24,963	123	\$291	76	Complete May 2011
7	AT&T California	Clovis	Fresno	4/16/2009; T-17199	Last-Mile	\$36,393	\$36,393	125	\$291	57	Complete June 2012
8	AT&T California	Comptche	Mendocino	2/20/2009; T-17195	Last-Mile	\$18,392	\$9,364	97	\$190	9	Complete May 2011
9	AT&T California	Easton	Fresno	3/12/2009; T-17196	Last-Mile	\$49,869	\$36,354	9	\$5,541	22	Complete June 2012
10	AT&T California	Grenada	Siskiyou	11/21/2008; T-17182	Last-Mile	\$57,596	\$20,150	275	\$209	68	Complete May 2011
11	AT&T California	Hopland	Mendocino	11/21/2008; T-17182	Last-Mile	\$61,952	\$22,306	328	\$189	139	Complete May 2011
12	AT&T California	Lodi	San Joaquin	3/12/2009; T-17196	Last-Mile	\$137,416	\$45,541	35	\$3,926	270	Complete June 2012
13	AT&T California	Mt. Wilson	Los Angeles	11/21/2008; T-17182	Last-Mile	\$2,420	\$859	15	\$161	11	Complete May 2011
14	AT&T California	Warner Springs	San Diego	2/20/2009; T-17195	Last-Mile	\$93,896	\$43,985	66	\$1,423	11	Complete May 2011
15	Audeamus	Tranquility and West Fresno	Fresno	5/6/2010; T-17265	Last-Mile	\$1,154,496	\$1,154,494	585	\$1,973	169	Complete Oct. 2012
16	CA Broadband Coop. (Inyo Networks)	‡ Digital 395	Multiple	12/3/2009; T-17232; T-17408	Middle- Mile	\$28,355,918	\$26,980,442	28,127	\$1,039	MM	Complete Sep. 2015

	Recipient	Project Name	County	Approval; Resolution ⁴³	Project Type ⁴⁴	Total Awarded ⁴⁵	Total Payments	Potential Estimated Households ⁴⁶	Cost per Household ⁴⁷	Households Subscribed ⁴⁸	Completion or Expected ⁴⁹
17	Cal.Net	El Dorado North	El Dorado	1/14/2016; T-17497; T-17591; T-17603; T-17622	Last-Mile	\$1,238,550	\$1,225,262	1,537	\$806	83	Complete April 2025
18	Cal.Net	Tuolumne and Mariposa	Tuolumne; Mariposa	12/15/2016; T-17502; T-17843	Last-Mile	\$1,218,497	\$1,076,389	2,604	\$468	277	Complete Mar 2025
19	Calaveras Telephone Co.	Poker Flat	Calaveras	7/29/2010; T-17282	Last-Mile	\$640,698	\$527,676	409	\$1,566	330	Complete July 2016
20	CalNeva Broadband	Coalinga-Huron Gigabit	Fresno	5/11/2017; T-17563	Last-Mile	\$511,170	\$511,170	5,480	\$93	1280	Complete Dec. 2019
21	CalNeva Broadband	Rural Fresno Project	Fresno	6/20/2024T-17823	Last-Mile	\$519,260	\$392,484	600	\$865	In Progress	2026
22	Charter Communications	Brookside Country Club	Los Angeles	11/3/2020; Min. Review	Last-Mile	\$848,063	\$848,063	207	\$4,097	202	Complete August 2023
23	Charter Communications	Country Meadows Mobile Home Park	San Bernardino	11/3/2020; Min. Review	Last-Mile	\$2,120,390	\$2,120,390	295	\$7,188	264	Complete May 2021
24	Charter Communications	Darlene Road	Ventura	9/23/2021; T-17747	Last-Mile	\$705,410	\$432,369	6	\$117,568	1	Complete Mar 2024
25	Charter Communications	El Dorado Estates	Ventura	11/3/2020; Min. Review	Last-Mile	\$1,445,032	\$1,217,591	160	\$9,031	59	Complete Oct 2024
26	Charter Communications	Highland Orchid Drive	San Bernardino	12/19/2019; T-17680	Last-Mile	\$197,185	\$151,093	115	\$1,715	85	Complete Sep 2020

	Recipient	Project Name	County	Approval; Resolution ⁴³	Project Type ⁴⁴	Total Awarded ⁴⁵	Total Payments	Potential Estimated Households ⁴⁶	Cost per Household ⁴⁷	Households Subscribed ⁴⁸	Completion or Expected ⁴⁹
27	Charter Communications	Kingswood Estates	Placer	11/18/2021; T-17748	Last-Mile	\$967,536	\$844,788.24	34	\$28,457	11	Complete June 2025
28	Charter Communications	Monterey Manor Mobile Home Village	San Bernardino	11/3/2020; Min. Review	Last-Mile	\$784,322	\$561,728	87	\$9,015	60	Complete Dec 2022
29	Charter Communications	River Oaks	San Benito	11/18/2021; T-17748	Last-Mile	\$745,365	\$397,635	41	\$17,334	13	Complete May 2023
30	Charter Communications	Villa Montclair Mobile Home Park	San Bernardino	11/3/2020; Min. Review	Last-Mile	\$543,530	\$526,693	62	\$8,767	43	Complete Dec 2021
31	Citizens Telecom. of CA (Frontier Comm.)	Petrolia	Humboldt	7/23/2015; T-17484	Last-Mile	\$202,557	\$202,557	138	\$1,468	94	Complete Feb. 2016
32	Citizens Telecom. of CA (Frontier Comm.)	Birds Landing	Solano	3/12/2009; T-17196	Last-Mile	\$100,444	\$99,130	69	\$1,456	10	Complete Mar. 2010
33	Citizens Telecom. of CA (Frontier Comm.)	Shingletown	Shasta	9/29/2016; T-17522	Last-Mile	\$545,690	\$454,825	1,017	\$537	673	Complete May 2017
34	Citizens Telecom. of CA (Frontier Comm.)	Livingston	Merced	3/12/2009; T-17196	Last-Mile	\$62,000	\$39,555	234	\$265	36	Complete, Nov. 2009
35	Cruzio	Summits to the Sea	San Mateo, Santa Clara, Santa Cruz, and Monterey	2/15/2024 T-17810	Last-Mile	\$5,650,000	\$5,609,977	759	\$7,444	In Progress	2026

	Recipient	Project Name	County	Approval; Resolution ⁴³	Project Type ⁴⁴	Total Awarded ⁴⁵	Total Payments	Potential Estimated Households ⁴⁶	Cost per Household ⁴⁷	Households Subscribed ⁴⁸	Completion or Expected ⁴⁹
36	CVIN and CENIC	‡ Central Valley Independent Network	Multiple	10/14/2010; T-17295	Middle-Mile	\$6,659,967	\$6,312,983	206,764	\$32	MM	Complete May 2014
37	Digital Path	Placer/Sutter Counties	Sutter, Placer	1/14/2021; T-17720	Last-Mile	\$415,438	\$207,719	279	\$1,489	3	Complete Dec 2022
38	Foresthill Telephone Co.	Big Dipper	Placer	10/3/2013; T-17409	Last-Mile	\$117,000	\$117,000	84	\$1,393	16	Complete July 2016
39	Frontier	Smith River	Del Norte	2/11/2021; T-17715	Last-Mile	\$1,428,479	\$577,118	55	\$25,972	1	Complete Feb 2024
40	Frontier	Desert Shores	Imperial	7/12/2018; T-17614	Last-Mile	\$1,262,567	\$1,181,489	596	\$2,118	280	Complete Mar 2022
41	Frontier California (Frontier Comm.)	Crescent City	Del Norte	9/23/2021; T-17747	Last-Mile	\$497,427	\$477,855	18	\$27,635	1	Complete Mar 2024
42	Frontier California (Frontier Comm.)	Northeast Project Phase I	Lassen; Modoc	12/19/2019; T-17671	Hybrid	\$10,912,973	\$435,955	222	\$33,170	In progress	2026
43	Frontier California (Frontier Comm.)	Taft Cluster	Kern	12/19/2019; T-17668	Last-Mile	\$399,702	\$399,702	41	\$9,749	9	Complete Mar 2022
44	Frontier California (Frontier Comm.)	Weimar	Placer	9/12/2019; T-17660	Last-Mile	\$692,889	\$636,102	148	\$4,682	58	Complete Jun 2022
45	Frontier California (Frontier Comm.)	Lytle Creek	San Bernardino	7/12/2018; T-17613	Hybrid	\$1,458,886	\$1,298,088	339	\$4,303	261	Complete Mar 2022
46	Frontier California (Frontier Comm.)	Prattville	Plumas	11/21/2008; T-17182	Last-Mile	\$41,192	\$9,923	171	\$241	41	Complete June 2016

	Recipient	Project Name	County	Approval; Resolution ⁴³	Project Type ⁴⁴	Total Awarded ⁴⁵	Total Payments	Potential Estimated Households ⁴⁶	Cost per Household ⁴⁷	Households Subscribed ⁴⁸	Completion or Expected ⁴⁹
47	Frontier Comm. of the Southwest (Frontier Comm.)	Alpine Underserved	Alpine	11/10/2011; T-17348	Last-Mile	\$95,919	\$ -	381	\$252	442	Complete May 2012
48	Frontier Comm. of the Southwest (Frontier Comm.)	San Bernardino County Project (Havasu Palms and Black Meadow)	San Bernardino	6/9/2011; T-17322	Last-Mile	\$168,171	\$ -	3,732	\$45	153	Complete Nov. 2012
49	Frontier Comm. West Coast (Frontier Comm.)	Del Norte Underserved	Del Norte	9/22/2011; T-17341	Last-Mile	\$68,168	\$ -	313	\$218	55	Complete March 2012
50	Happy Valley Tel. Co. (TDS Telecom)	Olinda	Shasta	10/3/2013; T-17411; T-17517	Last-Mile	\$2,296,667	\$2,296,667	1,908	\$1,204	323	Complete Sep. 2025
51	Hunter	Hoopa Valley Broadband Initiative	Humboldt	1/14/2021; T-17717	Hybrid	\$8,223,340	\$8,223,340	1198	\$6,864	230	Complete July 2023
52	Inyo Networks	Nicasio	Marin	7/14/2016; T-17523	Last-Mile	\$1,491,078	\$1,491,078	216	\$6,903	236	Complete Aug. 2019
53	IP Networks	‡ Hwy 36 Humboldt- Trinity Counties	Humboldt; Trinity	11/20/2009; T-17227; T-17352	Middle-Mile	\$5,753,240	\$5,753,240	0	\$10,917	MM	Complete May 2012
54	Karuk Tribe	Klamath River Rural Broadband Initiative	Humboldt	10/17/2013; T-17418; T-17690; T-17772	Hybrid	\$17,422,572	\$7,584,766	616	\$28,283	In progress	2026

	Recipient	Project Name	County	Approval; Resolution ⁴³	Project Type ⁴⁴	Total Awarded ⁴⁵	Total Payments	Potential Estimated Households ⁴⁶	Cost per Household ⁴⁷	Households Subscribed ⁴⁸	Completion or Expected ⁴⁹
55	Kwikbit Inc	Mobile Home Park 1	Orange, Los Angeles, Riverside and San Diego	2/15/2024 T-17808	Last-Mile	\$889,093	\$0	197	\$4,513	In Progress	2026
56	LCB Communications	Aromas-San Juan Project	San Benito, Santa Cruz, and Monterey	6/20/2024 T-17817	Hybrid	\$29,482,766	\$4,379,122	1101	\$26,778	In Progress	2026
57	LCB Communications	Light Saber	Santa Clara	6/15/2017; T-17545	Hybrid	\$1,076,062	\$1,076,062	150	\$7,174	130	Complete Feb 2022
58	MCC Telephony	‡ Kernville Interconnect	Kern	9/10/2009; T-17221	Middle-Mile	\$285,992	\$285,992	9,179	\$31	2980	Complete May 2023
59	Nevada County Fiber	Buckeye & Banner Mountain South	Nevada	12/16/2021; T-17752	Last-Mile	\$621,280	\$620,962	28	\$22,189	28	Complete Apr 2024
60	Pinnacles Telephone Co.	Pinnacles Monument	San Benito	10/31/2013; T-17420	Last-Mile	\$195,299	\$180,277	47	\$4,155	37	Complete Dec. 2014
61	Plumas-Sierra Telecom.	Lake Davis	Plumas	12/5/2019; T-17675; T-17762	Hybrid	\$2,777,071	\$2,521,064	125	\$8,951	133	Complete Feb 2024

	Recipient	Project Name	County	Approval; Resolution ⁴³	Project Type ⁴⁴	Total Awarded ⁴⁵	Total Payments	Potential Estimated Households ⁴⁶	Cost per Household ⁴⁷	Households Subscribed ⁴⁸	Completion or Expected ⁴⁹
62	Plumas-Sierra Telecom.	Long Valley-Spring Garden	Plumas	12/16/2021; T-17750	Hybrid	\$5,016,256	\$4,742,497	19	\$264,013	In progress	2026
63	Plumas-Sierra Telecom.	Mohawk Valley	Plumas	12/16/2021; T-17750	Hybrid	\$1,941,754	\$1,802,170	7	\$277,393	7	Complete April 2025
64	Plumas-Sierra Telecom.	Plumas Eureka-Johnsville	Plumas	12/5/2019; T-17678	Hybrid	\$1,270,872	\$592,664	51	\$24,919	24	Complete Jul. 2022
65	Plumas-Sierra Telecom.	Sierra Valley	Plumas, Sierra	12/16/2021; T-17752	Hybrid	\$4,887,905	\$4,887,905	140	\$34,914	12	Complete April 2025
66	Plumas-Sierra Telecom.	Southern Lassen	Lassen	12/16/2021; T-17750	Hybrid	\$11,108,189	\$10,460,094	138	\$80,494	10	Complete April 2025
67	Plumas-Sierra Telecom.	Scott Road	Lassen; Sierra	12/17/2020; T-17712	Hybrid	\$3,707,475	\$3,556,427	61	\$60,778	14	Complete, Oct. 2024
68	Plumas-Sierra Telecom.	Elysian Valley-Johnstonville	Lassen	12/5/2019; T-17677	Hybrid	\$3,574,494	\$2,184,584	82	\$43,591	21	Complete Jul. 2022
69	Plumas-Sierra Telecom.	Keddie	Plumas	12/5/2019; T-17672	Hybrid	\$1,512,163	\$939,116	36	\$42,005	30	Complete Apr 2022
70	Plumas-Sierra Telecom.	Mohawk Vista	Plumas	12/5/2019; T-17673	Hybrid	\$2,183,427	\$1,462,377	120	\$18,195	96	Complete Mar. 2022

	Recipient	Project Name	County	Approval; Resolution ⁴³	Project Type ⁴⁴	Total Awarded ⁴⁵	Total Payments	Potential Estimated Households ⁴⁶	Cost per Household ⁴⁷	Households Subscribed ⁴⁸	Completion or Expected ⁴⁹
71	Plumas-Sierra Telecom.	‡ Plumas-Sierra Telecom Middle Mile	Multiple	2/25/2010; T-17230	Middle-Mile	\$1,721,280	\$1,721,280	960	\$1,793	4,610	Complete March 2014
72	Ponderosa Telephone Co.	Auberry	Fresno	11/20/2009; T-17236; T-17274	Last-Mile	\$1,154,780	\$614,118	1,043	\$1,107	1432	Complete Sep. 2015
73	Ponderosa Telephone Co.	Beasore-Central Camp	Madera	12/19/2013; T-17424	Last-Mile	\$1,755,042	\$1,491,786	111	\$54,845	In progress	2026
74	Ponderosa Telephone Co.	Big Creek	Fresno	10/31/2013; T-17423	Last-Mile	\$898,574	\$692,952	79	\$11,374	307	Complete Aug. 2017
75	Ponderosa Telephone Co.	Cressman	Fresno	4/10/2014; T-17428; T-17551	Last-Mile	\$1,027,380	\$911,972	70	\$14,677	19	Complete May 2018
76	Race Telecom.	Gigafy Backus #2	Kern	12/16/2021; T-17751	Last-Mile	\$6,151,870	\$4,098,303	266	\$23,127	66	Complete August 2024
77	Race Telecom.	Gigafy Nevada City	Nevada	12/16/2021; T-17751	Last-Mile	\$7,565,012	\$0	499	\$15,160	In progress	2026
78	Race Telecom.	Gigafy Williams	Colusa	12/17/2020; T-17716	Hybrid	\$7,603,656	\$5,238,281	588	\$12,931	544	Complete August 2023
79	Race Telecom.	Bright Fiber Broadband	Nevada	12/3/2015; T-17495; T- 17565; T- 17633	Last-Mile	\$16,156,323	\$16,152,531	1,941	\$8,288	1489	Complete Sep 2022

	Recipient	Project Name	County	Approval; Resolution ⁴³	Project Type ⁴⁴	Total Awarded ⁴⁵	Total Payments	Potential Estimated Households ⁴⁶	Cost per Household ⁴⁷	Households Subscribed ⁴⁸	Completion or Expected ⁴⁹
80	Race Telecom.	Gigafy Phelan	San Bernardino	7/13/2017; T-17525; T-17658	Last-Mile	\$36,690,800	\$36,690,800	7,606	\$4,824	6,402	Complete Sep 2022
81	Race Telecom.	Gigafy Backus	Kern	8/13/2015; T-17480	Last-Mile	\$2,239,991	\$1,887,103	253	\$8,854	162	Complete Feb 2017
82	Race Telecom.	Boron	Kern	10/31/2013; T-17416	Last-Mile	\$3,426,357	\$2,880,819	892	\$3,841	388	Complete March 2015
83	Race Telecom.	Mojave Air and Space Port Project	Kern	6/24/2010; T-17279	Last-Mile	\$506,199	\$494,419				Complete Nov 2012
84	Race Telecom.	Five Mining Communities	Kern; San Bernardino	1/14/2016; T-17488	Last-Mile	\$2,037,721	\$2,037,721	202	\$6,397	132	Complete Sep. 2017
85	Race Telecom.	High Desert	Kern	10/17/2013; T-17415	Last-Mile	\$12,583,343	\$10,600,963	4,371	\$2,879	4170	Complete Sep. 2017
86	Race Telecom.	Mono County Underserved	Mono	6/26/2014; T-17433	Last-Mile	\$4,650,593	\$3,913,818	727	\$6,397	640	Complete Sep. 2017
87	Race Telecom.	Gigafy Mono	Mono	1/28/2016; T-17477	Last-Mile	\$6,580,007	\$5,564,690	399	\$16,491	358	Complete Sep. 2018
88	Race Telecom.	Gigafy North 395	Mono	12/1/2016; T-17541	Last-Mile	\$3,124,490	\$3,124,490	444	\$7,037	169	Complete Sep. 2018

	Recipient	Project Name	County	Approval; Resolution ⁴³	Project Type ⁴⁴	Total Awarded ⁴⁵	Total Payments	Potential Estimated Households ⁴⁶	Cost per Household ⁴⁷	Households Subscribed ⁴⁸	Completion or Expected ⁴⁹
89	Race Telecom.	Gigafy Occidental	Sonoma	8/18/2016; T-17524	Last-Mile	\$7,687,016	\$7,687,016	458	\$16,784	443	Complete Sep. 2018
90	Siskiyou Telephone Co.	Happy Camp to Somes Bar Fiber Connectivity	Siskiyou	12/15/2016; T-17539; T-17623	Hybrid	\$3,645,085	\$3,645,085	37	\$98,516	5	Complete April 2021
91	Sunesys (Crown Castle / Level 3)	‡ Connected Central Coast	Multiple	4/10/2014; T-17429	Middle- Mile	\$10,640,000	\$5,596,943	11,124	\$956	MM	Complete May 2018
92	Surfnet Communications	Paradise Road	Monterey	4/10/2014; T-17430	Last-Mile	\$177,954	\$177,954	278	\$640	10	Complete Mar 2021
93	Surfnet Communications	Three County Fiber Project	San Luis Obispo, Santa Clara and Santa Cruz	6/20/2024 T-17821	Last-Mile	\$10,083,005	\$5,742,002	465	\$21,684	In Progress	2026
94	TDS Telecom	Winterhaven Underserved	Imperial	10/4/2013; T-17410; T-17521	Last-Mile	\$2,063,967	\$1,882,849	961	\$2,148	154	Complete July 2023
95	Ultimate Internet Access	Helendale	San Bernardino	5/7/2015; T-17478; T-17557	Last-Mile	\$1,814,045	\$1,812,759	2,279	\$796	2,087	Complete Mar. 2017
96	Ultimate Internet Access	Wrightwood	San Bernardino; Los Angeles	5/7/2015; T-17475	Last-Mile	\$1,937,380	\$1,667,981	1,857	\$1,043	1,248	Complete Mar. 2018

	Recipient	Project Name	County	Approval; Resolution ⁴³	Project Type ⁴⁴	Total Awarded ⁴⁵	Total Payments	Potential Estimated Households ⁴⁶	Cost per Household ⁴⁷	Households Subscribed ⁴⁸	Completion or Expected ⁴⁹
97	Willits Online	Boonville	Mendocino	10/31/2013; T-17422	Last-Mile	\$122,931	\$122,652	605	\$203	3	Complete May 2016
98	Willits Online	Covelo & Laytonville	Mendocino	3/12/2009; T-17183	Last-Mile	\$108,000	\$102,025	800	\$135	149	Complete Jan. 2011
Total:						\$338,547,141	\$250,020,682	316,903		38,034	

‡ Primarily a middle mile project approved prior to CASF rule changes pursuant to AB 1665.

* Based on the project completion report (no data received).

Attachment B: Consortia Account Grantee Reported Benefits Funded by CASF

Outcomes in Deployment

1. Broadband Consortium of the Pacific Coast (BCPC)

- Facilitated eight broadband stakeholder advisory meetings with attendance and roundtable updates from public, private, non-profit, and state partners.
- Launched Regional Collaboration Portal (RCP) providing no-cost GIS access and data-sharing between municipal partners in San Luis Obispo, Santa Barbara, and Ventura Counties.
- Facilitated data sharing through the Regional Collaboration Portal (RCP) to support project planning and cross-jurisdiction alignment.
- Supported cross-jurisdictional planning through advisory relationships with VCOG and SBCAG.
- Supported the Santa Barbara County Digital Equity Summit bringing together CBOs, local government, philanthropy, libraries, and education partners to provide updates in broadband deployment and statewide initiatives.
- Tracked MMBI progress of 264+ miles actively under installation in 2025 across the region, advocating for local communities along middle mile routes.
- Supported and provided technical guidance for 4 CASF Infrastructure applications submitted across all three counties totaling \$63.42M in requested funding.
- Coordinated with ISPs on local fiber expansion projects including Surfnet (Paso Robles), Aspire Broadband (Moorpark FTTH), and Simi Valley FiberCity®.
 - 3 million+ feet of fiber in Simi Valley FiberCity® (98% complete, 560+ miles total).
 - Moorpark FTTH launch by Aspire Broadband reaching 11,000 households and businesses with speeds up to 5 Gbps.
- Supported sustainability planning for long-term infrastructure investment beyond CASF cycles, including applications for Economic Development funds, Transportation funds, and Digital Inclusion funds for community access points.
- Conducted a Census-Style Survey in Cuyama Valley to dispute service levels assigned in the CASF IGA mapping process, potentially opening funding for an unserved area and advocating for community access.

2. Central Coast Broadband Consortium (CCBC)

- Hosted 6 Broadband Consortium meetings with stakeholders from Monterey, Santa Cruz, and San Benito counties, including representatives from the state, local government, internet service providers and the private sector, to provide regular updates on broadband deployment funding and current project progress towards the broadband access goal.
- Supported regional applicants in the Central Coast, including 4 CASF Infrastructure Grant Account applications (Surfnet, Cruzio, Hankins Information Technology), potentially securing a combined \$48.3M in CASF funds and serving 1,792 priority locations. Created CASF Infrastructure Planning GIS Map Package identifying CASF eligibility and priority areas, funding gaps (awarded CASF and FFA project areas), statewide Middle Mile, and funding criteria maximization.
- Produced county-level and regional maps displaying regional and baseline comparison broadband availability to track progress in broadband deployment and identify historically underserved and unserved locations. Produced maps for stakeholders displaying current broadband availability data with funded projects overlay to identify priority locations and potential project areas.
- Held regular meetings with county staff and officials to support permit streamlining and align local government with regional broadband priorities and goals.

3. Central Sierra Economic Development District/Broadband Utility Zone (CSBUZ)

- Served as the regional convener for broadband coordination across the Central Sierra, aligning counties, cities, tribes, ISPs, economic development, and workforce partners around shared broadband priorities.
- Held regular convenings, structured partner engagement, and coordination with state and federal agencies to ensure regional consistency and readiness and to strengthen cross-jurisdictional collaboration and reduced duplication across planning and implementation efforts.
- Advanced broadband mapping and validation efforts by supporting speed test outreach, reviewing FCC and state data, and integrating local knowledge to identify unserved and underserved areas and to inform project prioritization, strengthened grant readiness, and improved the accuracy of regional broadband narratives used in state and federal funding applications.
- Conducted broadband adoption and awareness activities targeted to residents, businesses, and community anchor institutions.
- Emphasized outreach on affordability, access, and the economic and workforce benefits of reliable broadband.
- Supported increased participation in broadband programs and laid the groundwork for sustained digital inclusion strategies in rural communities.
- Supported broadband project development by assisting partners with site identification, stakeholder coordination, and alignment with state and federal funding requirements including technical assistance to local jurisdictions and coordination with implementation partners to advance infrastructure and deployment strategies consistent with CASF priorities.

4. Connected Capital Area Broadband Consortium (CCABC)

- Hosted an annual webinar in December with program updates from CDT and CPUC, insights from an ISP panel on coordination strategies for broadband deployment, and presentation on opportunities for engagement with the Consortium. The webinar totaled 80 registrants.
- Conducted virtual and in-person meetings with local jurisdictions across the region to identify infrastructure projects priorities for unserved and underserved areas, permit streamlining challenges, and share CPUC data and maps on access and adoption.
- Reviewed materials received in follow-up from meetings, such as Yuba county-specific broadband reports provided by Yuba and Yolo counties through RCRC, and shared broadband infrastructure data and maps to highlight shared areas of need.
- Met with several ISPs for updates on their deployment plans, receive project updates, and review coverage maps for aligned opportunities for expanded services in CCABC-identified project priority areas. These ISPs included unWired, Verizon, Frontier, AT&T, Comcast and T-Mobile.
- Facilitated meetings between with ISPs, local elected officials, county administrators, city managers, CIOs, planners, public works and utilities directors, economic development managers, CBOs and consultants across the region to review identified priority areas, explore partnerships, identify coordination gaps on infrastructure deployment, and opportunities for continued broadband investment.
- Provided capacity support and continued coordination between the city of Galt and unWired regarding planning for a citywide fiber deployment project.
- Facilitated communications and follow-up between AT&T and West Sacramento regarding permitting of AT&T broadband deployment projects.
- Presented follow-up regarding internet access opportunities and information on the CPUC Broadband LifeLine Program to several CBO organizations, such as United Way Capital Region and Yolo County Children’s Alliance.
- Provided materials and resources to local jurisdictions, such as the city of Elk Grove, city of Woodland, and Sacramento County, regarding broadband deployment through materials such as permitting guidebooks, CPUC funding and mapping tools, and best practice toolkits.
- Leveraged three \$20,000 grants through CETF’s Local Government Best Practices Project to the city of West Sacramento, city of Isleton, and Yuba County for participation in a statewide local jurisdiction community of practice on broadband deployment permitting best practices.
- Conducted outreach on status updates and information related to the 2025 CASF Broadband Infrastructure Grant opportunity to local jurisdictions, ISPs, anchor institutions, local elected officials, and community partners.
- Provided continued support to interested CASF Broadband Infrastructure Grant applicants, such as review of proposed project area maps, information sharing on application materials, and facilitating introductions for additional contacts.
- Developed letters of support and coordinated local jurisdiction support for potential CASF Broadband Infrastructure Grant applications by Comcast for two priority locations within Sacramento County, unincorporated county areas and the city of Isleton, which were ultimately not submitted.

- Continued engagement with interested stakeholders, such as city of Elk Grove and the California Construction Authority, to support identified priorities areas for potential future CASF Broadband Infrastructure grant applications.
- Provided continued support to both the city of West Sacramento and Comcast in the process for the proposed city-wide fiber build by Comcast through identifying existing and in development long-haul, middle-mile and other fiber routes, and other assets for deployment, as well as to consider trenching requirements and processes for batching permits for a large-scale fiber build.
- Assisted unWired with materials and planning for unWired presentation to Yolo County Board of Supervisors and Clarksburg Community Action Council in February and follow up coordination with the Supervisor's Office through the spring, seeking funding sources and identifying infrastructure such as existing poles or antennas that could be leveraged for a project.
- Joined several ISPs serving Yuba County and county staff in February 2025 during the County's Notice of Preparation Scoping meeting regarding the Environmental Impact Report process for broadband deployment in Yuba County, as well as connected with the attending ISPs and continually received updates on the County's EIR process, to serve as a model for streamlined broadband deployment across the CCABC region.
- Attended a briefing with Verizon and Frontier representatives in February on regional deployment plans, priority gaps in the region, and territory plans in response to the Joint Application to the CPUC.
- Attended Tarana Wireless's Demonstration in downtown Sacramento in March.
- Served as a panelist for the CASF Rural and Urban Regional Broadband Consortia Panel during the CPUC CASF Annual Public Workshop in April, to provide key perspectives for capacity building to support broadband infrastructure, such as developing partnerships with local governments, outreach and collaboration with local ISPs, and resources to support the growing scale of investment and project deployment. Participated in planning calls in preparation for the webinar.
- Led a briefing in June to the city of West Sacramento leadership team on CASF funding opportunities, better streamlining best practices for deployment of the Comcast fiber build, and opportunities for joint use projects.
- Attended the city of West Sacramento's State of the City in June, which announced the overview of the new broadband plan and coordination with Comcast.
- Met with CPUC External staff in July and December regarding outreach to support community engagement for CPUC programs. In relation to community engagement, the Consortium attended webinars hosted by California Forward in February regarding community engagement strategies for involvement in CPUC activities.
- Coordinated with Hawksbill Group to develop information materials and schedule outreach to ISPs, such as AT&T, UnWired, Comcast, T-Mobile, and Verizon regarding local project priorities.
- Prepared a formal partner agreement document with Hawksbill Group to inform ISP collaboration across strategic areas of grant applications, permitting, community and jurisdiction outreach, and communications support and planning. The formal document was shared to ISPs and presented during individual meetings, the annual Consortium webinar, and during follow-up communications.

- Utilized the CPUC’s Interactive Broadband Map, the Federal Funding Account Awarded Projects Map, and the Middle-Mile Open-Access Map to update the broadband infrastructure inventory for each of the CCABC county and city jurisdictions.
- Participated in CASF Consortia informational meetings, CASF Annual Public Workshop, Middle-Mile meetings, and CA Broadband Council meetings.
- Conducted research on an ongoing basis across national and local channels; tracked and monitored many resources and industry newsletters which provided research findings, including NTIA, National Digital Inclusion Alliance (NDIA), NDIA Affiliate Network, the Brookings Institution, Broadband Breakfast, USC, PPIC, the Finley Group, Institute for Local Self-Reliance, Benton Institute, the National Skills Coalition, and state and federal agency reports and resources.

5. Inland Empire Regional Broadband Consortium (IERBC)

- Provided outreach and worked with ISPs, local government, and community stakeholders regarding broadband needs and potential CPUC CASF Broadband Grants in Riverside and San Bernardino Counties.
- Updated the Inland Empire Broadband Plan and identified 15 Priority Unserved Areas in the Inland Empire based upon the updated CPUC Broadband Map for ISPs to consider for potential CASF Infrastructure Grant funding to expand and improve their service to help achieve the goal of broadband deployment to 98% households in the Inland Empire region.
- Updated the Inland Empire Preferred Scenario for Unserved Households Report, which provides a gap analysis to reach the State’s 98% broadband deployment goal in Riverside and San Bernardino Counties.
- Assisted two ISPs with potential CPUC CASF Infrastructure Grant Applications in Riverside and San Bernardino Counties which resulted in two CASF Broadband Infrastructure Grant Applications submitted to CPUC on October 31, 2025.
- Provided outreach and worked with Riverside County and San Bernardino County on their broadband planning efforts and coordination with ISPs to help the region better understand and identify regional broadband needs and solutions.
- Participated in the 2025 California Department of Technology Broadband for All permit roundtable and provided information on improving the process for broadband permitting with ISPs and local government.
- Encouraged ISPs and stakeholders to participate in the California State Middle Mile Advisory Committee Meetings to help identify opportunities to leverage the California Middle Mile.

6. Inyo-Mono Broadband Consortium (IMBC)

- Mapped and documented agency priorities; refined priorities based on public input and data analysis; communicated broadband-related information to the public via press releases and presentations at Board and Council meetings, and regularly published broadband updates via newsletters; implemented and maintained a project management system to track time spent on each Objective and Activity to aid in reporting.

- Coordinated and shared information with regional Internet service providers; coordinated Digital 395 middle-mile network activities and last-mile opportunities; updated the Broadband Access Tool / Broadband Needs Estimator to improve functionality, incorporated a simpler, easier to read speed test; tracked broadband-related legislative information, shared that information with the local agencies, and collaborated with counterparts and regional experts.
- Maintained a comprehensive list of project locations with relevant data from federal and state sources; coordinated the development and submission of 9 FFA Round 2 grant applications for projects in Inyo County and 1 CASF Infrastructure Grant Account application for Darwin in Inyo County; collated and shared potential project location information with regional providers to aid in the development of future grant applications.
- Met with and shared information with the local agencies, including Inyo County, Mono County, Town of Mammoth Lakes, City of Bishop, Eastern Sierra Council of Governments, and the NuComm Tribal Alliance; maintained and regularly updated an online GIS map with public broadband-related assets; currently drafting a broadband strategic plan for Mono County with engagement from the Town of Mammoth Lakes.
- Encouraged local, state and federal speed tests; accessed, analyzed and shared graphs of public speed test data for communities in our region from 2020 to current; developed an Internet speed test that can be initiated from the consortium website, that uses established, external Measurement Lab speed test servers, and that captures a copy of the speed test results and user-supplied data for regional analysis.

7. Los Angeles Digital Equity Action League Consortium (LA DEAL)

- Convened meetings with the California Department of Technology (CDT), CPUC, and potential Middle Mile Broadband Initiative (MMBI) users to discuss MMBI development throughout LA County and connect agencies with local partners for public-public partnerships. Hosted CDT MMBN team members at our March 5, 2025 ISP convening to ensure ISPs in LA County are aware of the middle mile project and potential capacity opportunities once fully operational.
- Met with CDT and Entrust to coordinate potential wildfire recovery efforts in Altadena and discuss middle-mile connections for Gateway COG and LA28 projects.
- Worked with the CDT MMBI team and local partners to advance connectivity planning for the CHIRLA/Pico Union and CoCoAV/Antelope Valley projects, including facilitating coordination with the City of Los Angeles on potential middle-mile connection points and confirming the connection to the CHIRLA headquarters facility.
- Published six LA DEAL newsletters during this reporting period that were distributed to over 1,100 stakeholder users, with open rates over 25%, providing timely updates, event announcements, and funding opportunities relevant to broadband efforts.
- Identified the following 11 high priority unserved and underserved areas based on LA DEAL Data Dashboard and meetings with partners in alignment with County partners and stewardship committee members: Altadena, South LA, East LA/Boyle Heights, Pacoima/San Fernando Valley, Antelope Valley, Canoga Park, Pico Union, Inglewood, City of Carson, Gateway Cities region, and the 110 Corridor.

- Worked with WeLink to develop a community broadband network in Boyle Heights and South LA, and LA DEAL assisted with broadband needs through dissemination of their broadband survey, as well as sending information about community meetings through our LA DEAL newsletter.
- Coordinated with Magellan Advisors and multiple Councils of Government for regular check-ins to review MMBI maps/routes and discuss CASF funding options for their regions which allowed our stakeholders to compare the initial and revised infrastructure routes and evaluate middle mile deployment plans to bridge digital divides in priority communities.
- Convened LA County Digital Equity stakeholders (including community-based organizations and anchor institutions) to assess local broadband connectivity needs that could be addressed through infrastructure projects.
- Convened and participated in targeted community and partner engagements in priority areas (including Gateway Cities, Altadena wildfire-impacted communities, and Pacoima) to understand connectivity needs and identify potential public assets and project opportunities.
- Co-convened a gathering in Long Beach of cross-sector leaders in LA County on May 15, 2025 to discuss infrastructure needs and share resources regarding broadband infrastructure funding available such as the CASF IGA, with an audience of approximately 50 people.
- Collaborated with the LA City Bureau of Street Lighting to identify five community-based organizations (CBOs) that, due to proximity to the state’s middle-mile network, the scale of their assets, and service models, could be strong candidates for owning and managing a community broadband network.
- Hosted a convening for municipalities with broadband and connectivity needs on March 20, 2025, where the City of LA Bureau of Street Lights showcased connectivity capabilities via existing city assets and discussed broadband permitting best practices to assist municipalities in becoming more broadband-friendly to ISPs.
- Engaged ISPs and infrastructure partners through convenings and one-on-one meetings to share LA DEAL’s priority areas and assess expansion criteria and project development opportunities (including focus areas such as public housing and leveraged public assets).
- Identified project areas that could benefit from leveraged public assets, including Destination Crenshaw; City of LA Bureau of Street Lighting/Canoga Park; Community Coalition of Antelope Valley; Pacoima; Gateway Cities/SELA Cities buildout; CHIRLA; Lynwood Unified & City of Lynwood; and Pasadena/Altadena community broadband efforts.
- Convened and participated in strategic discussions with public agencies and partners regarding additional public assets and coordination opportunities, including Metro-related infrastructure coordination, local economic development incentives, open access municipal fiber, and facility siting for broadband equipment.
- Explored funding opportunities during this reporting period including: Federal Funding Account, Catalyst Jobs First Grant, CASF Broadband Infrastructure, Capacity Grant Program, LISC Broadband HUB, 20MM SPARK Grant, U.S. Dept. of Treasury technical assistance, New Market Tax Credits, Congressional Appropriations, Connect the unConnected, and LA2050.
- Our priority projects were written into the LA DEAL Catalyst Grant proposal (submitted March 10, 2025) to fund engineering and feasibility studies for Destination Crenshaw, Pacoima Community Broadband, CoCoAV, and CHIRLA. Supported CoCoAV and CHIRLA in considering additional small

grant opportunities (e.g., equipment budgets), and supported project partners with philanthropic and financing exploration.

- Facilitated technical assistance and work sessions for priority projects (including CHIRLA/Pico Union, CoCoAV/Antelope Valley, Pacoima, and Pasadena/Altadena) supporting needs assessments, mapping and site coordination, CASF application development, and middle-mile interconnection planning with partners and local jurisdictions.
- Participated in the March 12th, May 22nd, and June 11th Rural and Urban Regional Broadband Consortia Check-In meetings, and engaged in discussions to develop broadband permitting best practices and share updates on CPUC initiatives and related funding/program developments.
- Established and supported a Lynwood LATA Working Group (multiple meetings during the reporting period) to assist Lynwood Unified School District and the City of Lynwood with their LATA Broadband Plan, including vendor outreach and additional technical support resources and collaborated with the City of Pomona on broadband mapping and community engagement support, and distributed the City of Palmdale’s Digital Access Survey via LA DEAL communications.
- Conducted or participated in 32 meetings on potential partnership opportunities.
- Collaborated with the LAEDC Institute for Applied Economics to further develop the Digital Distress Index (DDI) for Los Angeles County and incorporated it into a new tab in the LA DEAL Dashboard. We also completed key dashboard data updates (including updated BEAD/Fabric data, refreshed ACS and FCC fixed broadband datasets, recalculated CASF availability, updated ACP enrollment totals, and added designated/excluded areas and fire perimeter layers).

8. North Bay/North Coast Broadband Consortium

- Competed website with updates on infrastructure project development and status, mapping, and broadband planning resources. nbncbc.org.
- Continued to send out quarterly e-newsletters on infrastructure updates.
- California Interactive Broadband Map added to consortia website along with methods for providing feedback.
- Conducted an annual community and stakeholder engagement event.
- Researched and prepared, including broadband data mapping, to support ongoing ISP engagement.
- Identified potential CASF and other infrastructure projects identified for ISP collaboration (multiple communities in Sonoma Valley, 3 mobile home parks in American Canyon, Veterans home in Town of Yountville, 5 Napa Communities: Circle Oaks, Moskowite Corner/Capell Valley, Spanish Flat/West Lake Berryessa except for AT&T FFA areas, Pope Valley, Aetna Springs).
- Met with the following ISPs to discuss infrastructure projects: Comcast, Frontier, Golden State Connect Authority, Valley Internet.
- Assisted one potential infrastructure project in Napa County – Valley Internet.
- High level fixed wireless infrastructure design 100% complete.
- Low level fixed wireless infrastructure design currently in progress. 30% low level design anticipated June 30, 2026.
- Created communication tower inventory.

9. Northeastern California Connect Consortium and Upstate California Connect Consortium (NCCC and UCCC)

- Updated deployment status per county.
- Coordinated with regional tribes for broadband expansion.
- Promoted news items on the Northeastern California Connect Broadband Consortia website (necalbroadband.org) and Collective newsletter.
- Broadband Quarterly Update: The Collective aims to enhance communication with the North State community by initiating quarterly broadband updates distributed via email. Through these updates, they aspire to inform, educate, and empower stakeholders, ultimately promoting collaboration and progress in expanding broadband access and utilization.
- Met/Held conference calls with supervisors and staff of local jurisdictions to discuss broadband efforts including CASF infrastructure grant projects, implementing policies to support broadband deployment, and broadband service/speed validation, among other broadband related topics.
- Continued CalSPEED outreach
- Provided supporting economic and demographic data for funding applications.
- Led 2 quarterly ISP Round Table meetings to coordinate deployment projects, held on: 6/12/25 and 9/25/25.
- Updated county maps indicating areas with low coverage and downstream availability for NECCC counties.
- Revisited priority areas with city and county leadership since current and future deployment efforts.
- Continued assessment based on current and future deployments.
- Conducted need-gap analysis on broadband workforce within service region.
- Assisted with eligibility mapping for Digital Path.
- Communicated with North State leadership and ISPs regarding broadband funding: EDA, NTIA, USDA, and the CA Governor's budget.
- Monitored CASF funds, budget-related items and resubmittal process information and provided information to ISPs and regional partners.
- Monthly Check-In Meetings with representatives from the National Telecommunications Industry Association (NTIA) to discuss additional funding in the region and related topics.
- Continued outreach about CASF application rules and processes, maps of eligible areas, along with other relevant data/information that assisted ISPs to carry out business assessments for potential project applications.
- Distributed Broadband News through the Consortia Website.
- Served as data and information resource to Senator Padilla office and local/state elected during legislative sessions.
- Created updated county maps indicating CASF Eligible Locations and downstream availability for all NECCC counties.
- Continued working with important broadband stakeholders such as California Public Utilities Commission (CPUC), California Emerging Technology Fund (CETF), California Telehealth Network

(CTN), Caltrans, Rural County Representatives of California (RCRC), California Broadband Council (CBC), CA Forward, Corporation for Education Network Initiatives in California (CENIC), and economic development organizations and chambers of commerce across our consortium region.

- Active data and information resources to local and state elected officials especially during legislative sessions.
- Monthly Check-In Meetings with representatives from the National Telecommunications Industry Association (NTIA) to discuss broadband programs in the region and related topics.
- Served as data and information resource to Senator Padilla office and local / state elected during legislative sessions.
- 6th annual Broadband Summit held 8/28/25.
- The Broadband Summit is to now be free to attend for all participants. Program included updates from Sunne Wright McPeak, President and CEO of the California Emerging Technology Fund; Scott Adams, Director of the California Department of Technology; Mark Monroe, Deputy Director of the Broadband Middle Mile Initiative; Barbara Hayes, Chief Economic Development Officer of the Rural Counties Representatives of California; Maria Ellis, Deputy Director for Broadband at the California Public Utilities Commission; and Marina MacLatchie, Federal Program Officer for the Broadband Equity, Access, and Deployment Program (BEAD) at the U.S. Department of Commerce, NTIA.
- Assisted with 4 CASF projects for Plumas Sierra Telecomm.
- Helped Digital Path with eligibility mapping.
- Discussed streamlining during meetings with local officials and Tribes.
- Identified barriers and solutions around streamlining during the quarterly ISP Round Tables.
- 26th Annual Economic Forecast Conference planning to be held January 15th, 2026. At the event, consortia activities are included in the discussion, and approximately 300 attendees receive copies of the Collective's Annual Report which give an overview of Consortia activities for the previous fiscal year.
- Attended meetings to engage with our stakeholders in other formats to keep consortia related information circulating (Human I.T., CMCPP Collaborative meeting, Building Butte Network, CETF Community workshops).
- The North State Jobs First Team (co-convened by the North State Planning & Development Collective and Sierra Institute for Community & Environment) finalized the first North State Regional Strategies that include Broadband as a Foundational Element promoting increased workforce development efforts for the broadband sector and encourages supporting the Northeastern and Upstate CA Connect Consortia.
- Kept consortium website up to date: www.upcalbroadband.org, and posted broadband related news and relevant announcements.
- Facilitated volunteer signups.
- Marketed through public official monthly outreach; quarterly newsletter and web site.

10. Redwood Coast Connect Broadband Consortium

- Assisted with permitting, environmental and right of way support that led to the successful completion of the Digital 299 middle mile project.
- Assisted with permitting and advocacy support that led to construction of the Trinidad Spur Middle Mile Project.
- Provided support and Advocacy for the successful last mile Federal Funding Account grant to Hoopa Valley Public Utilities District in Trinity and Humboldt Counties.
- Assisted the Hoopa Valley Public Utilities District with connecting to a broadband deployment construction company.
- Hosted several meetings with regional Elected Officials, Public Works staff and Community Development staff on ways to ease barriers to deployment.

11. San Joaquin Valley Regional Broadband Consortium

- Coordinated virtual and in-person meetings with local jurisdictions across the region to identify infrastructure project priorities for unserved and underserved areas, permit streamlining challenges, and share CPUC data and maps on access and adoption.
- Reviewed materials received in follow-up from meetings, such as the Fresno county-specific broadband plan, and shared broadband infrastructure data as reported in the North San Joaquin Valley RPP2 and the Central San Joaquin Valley Regional Report that highlight shared areas of need.
- Contacted several ISPs and Race Communications for updates on their deployment plans, received project updates, and reviewed coverage maps for aligned opportunities for expanded services in Fresno and Kern counties. These ISPs included Verizon, Frontier, Comcast, and Race Communications.
- Facilitated meetings between Race Communications and the Fresno City Economic Development Department regarding permitting issues within the city.
- Provided materials and resources to local jurisdictions, such as the Fresno, Kings, Madera, and Tulare counties, regarding best practices for broadband deployment through materials including permitting streamlining model ordinances, California Local Jurisdiction, Broadband Permitting Playbook, CPUC funding, and mapping tools, and best practice toolkits.
- Conducted outreach on status updates and information related to the 2025 CASF Broadband Infrastructure Grant opportunity to local jurisdictions, ISPs, anchor institutions, local elected officials, and community partners.
- Met with and provided continued support to interested CASF Broadband Infrastructure Grant applicants, including answers to application questions, information sharing on application materials, and facilitating introductions for additional contacts.
- Developed letters of support for potential CASF Broadband Infrastructure Grant applications by Comcast and Sierra Telephone.
- Continued engagement with interested stakeholders, through Connect the Valley Collaborative, to support identified priority areas for potential future CASF Broadband Infrastructure grant applications.
- Presented at the World Ag Expo on February 11th on the importance of infrastructure deployment in rural agricultural areas.

- Attended a briefing with Verizon and Frontier representatives in February on regional deployment plans, priority gaps in the region, and territory plans in response to the Joint Application to the CPUC, and shared specific information provided by Merced County Office of Education and Tranquility Resource Conservation District.
- Notified ISPs regarding PG&E’s intent to trench in Merced, San Joaquin, and Kern counties. Facilitated connection for Spectrum, CalNet, Smart Fiber Networks, and PG&E.
- Researched and provided follow-up for FFA regional awards.
- Met with CPUC staff for review and demonstration of the interactive mapping tool to develop an understanding of the functions and be able to share with potential CASF BB Infrastructure grant applicants.
- Utilized the CPUC’s Interactive Broadband Map, the Federal Funding Account Awarded Projects Map, and the Middle-Mile Open-Access Map to update the broadband infrastructure inventory for Fresno Coalition for Digital Inclusion.
- Participated in CASF Consortia informational meetings, Middle-Mile meetings, and CA Broadband Council meetings.
- Conducted research on an ongoing basis across national and regional channels; tracked and monitored many resources and industry newsletters that provided research findings, including NTIA, National Digital Inclusion Alliance (NDIA), the Brookings Institution, Broadband Breakfast, PPIC, USDA, Benton Institute, the Michelson Foundation, and state and federal agency reports and resources.

12. Southern Border Broadband Consortium (SBBC)

- Participated in planning meetings and community forums to advocate for broadband infrastructure improvements across the region in 2024. Collaborated with ISPs such as AT&T, T-Mobile, and Frontier to address the challenges of servicing rural areas, particularly in the northern parts of the county where ISPs are less prevalent. Discussions focused on developing solutions to connect underserved communities and highlighted the benefits of long-term investment in key areas like Niland, Calipatria, and Bombay Beach, which are poised for growth due to projects in lithium extraction, geothermal energy, and data centers. Projections of household and business growth were also shared.
- Attended meetings regularly with the San Diego Association of Governments (SANDAG) on the Regional Digital Infrastructure Taskforce (ReDIT), SoCal Transformational, and CETF’s Digital Equity initiatives which facilitated partnerships to align broadband updates and project sharing as well as best practices for permitting and construction.
- Created reports using survey data on priority areas for broadband deployment, which were used in discussions with ISPs and regional partners and engaged in frequent meetings with county offices of education, the Imperial Valley Telecommunications Authority, and local governments to improve community awareness of BEAD planning. These efforts targeted residential areas, low-income neighborhoods, underfunded school districts, and areas lacking healthcare facilities, including Salton City, Niland, Calipatria, Ocotillo, Borrego Springs, Julian, and Seeley.

- Hosted (in collaboration with AT&T, Human IT, the Imperial Regional Alliance, and the Imperial Valley Economic Development Corporation) a successful event where 200 laptops were distributed to those in need, ranging from students to elderly residents, and free digital literacy programs and technical assistance were provided alongside the laptops, further strengthening SBBC's relationship with AT&T for future community projects.
- Hosted sessions for the Affordable Connectivity Program (ACP) in both the Imperial Valley and San Diego regions. Through regular meetings, effective marketing practices, including flyer distribution and newsletters, were shared to increase enrollment. SBBC's efforts resulted in exceeding the enrollment target in the Imperial Valley, leading the region to be one of the highest achievers in ACP signups statewide by the program's conclusion in February.

13. Tahoe Basin Project

- Collaborated with the CPUC to engage local officials, ISPs, stakeholders, and consumers in the California Tahoe Basin on priority areas and cost-effective strategies to advance broadband access goals.
- Identified potential CASF infrastructure opportunities by maintaining and expanding GIS-based mapping and asset inventory work in the California portion of the region. This work was strengthened through coordination and collection of regional speed test data to better reflect on-the-ground service conditions and help inform priority areas and potential project locations regionally and with communities.
- Provided support to infrastructure applicants and partners through technical and community assistance that informs project development and application readiness, including helping identify match funding opportunities and writing letters of support to strengthen applications aligned with regional needs.
- Conducted consortia activities intended to support CASF infrastructure applications in the California service area by coordinating with local government officials and community stakeholders to document and communicate broadband needs and feasible solutions, and by supporting project readiness activities such as permitting coordination and Dig Once implementation. In 2025, Dig Once policy implementation is active in four of five counties in the Tahoe area, and TPC supported Placer County's ongoing General Plan update through outreach and advocacy related to Dig Once. TPC also directly supported a CASF application by assisting with the Oasis application and providing a letter of support.
- Coordinated complementary funding and partner resources including its USDA Broadband Technical Assistance grant and support from five county partners to align and leverage CASF-related planning and project development activities across the region.

Attachment C: Consortia Account Projects as of December 31st, 2025

Grants Approved in 2011, 2016, 2019, 2020, 2021 and 2022 Cycles

	Consortium	1st Approved Grant Amount	Resolution, Approval: (Completion Date)	2nd Approved Grant Amount	Resolution, Approval: (Completion Date)	3rd Approved Grant Amount	Resolution, Approval: (Completion Date)	4th Approved Grant Amount	Resolution, Approval: (Completion Date)
1	California's One Million New Internet User Coalition	\$450,000	T-17355, 2/16/2012; (Feb 2014)	-	-	-	-		
2	Broadband Consortium of the Pacific Coast	\$300,000	T-17445, 6/12/2014; (June 2016)	\$251,500	T-17550, 1/19/2017; (May 2019)	\$450,000	T-17669, 10/24/2019; (Oct 2022)	\$600,000	T-17778, 1/12/2023; (Open)
3	Central Coast Broadband Consortium	\$450,000	T-17349, 12/2/2011; (Dec 2013)	\$274,500	T-17529, 8/18/2016; (Sep 2021)	\$450,000	T-17669, 10/24/2019; (Oct 2022)	\$1,000,000	T-17778, 1/12/2023; (Open)
4	Central Sierra Economic Development District/Broadband Utility	\$595,650	T-17778, 1/12/2023; (Open)						
5	Central Sierra Connect Broadband Consortium	\$450,000	T-17355, 2/16/2012; (Feb 2014)	\$249,000	T-17544, 12/1/2016; (Dec 2020)		-		
6	Connected Capital Area Broadband Consortium	\$448,301	T-17355, 2/16/2012; (Feb 2014)	\$298,750	T-17538, 11/10/2016; (Dec 2018)	\$438,560	T-17669, 10/24/2019; (Jan 2023)	\$800,000	T-17778, 1/12/2023; (Open)
7	East Bay Broadband Consortium	\$450,000	T-17349, 12/2/2011; (Dec 2013)	\$292,680	T-17529, 8/18/2016; (Sep 2019)	-	-		

	Consortium	1st Approved Grant Amount	Resolution, Approval: (Completion Date)	2nd Approved Grant Amount	Resolution, Approval: (Completion Date)	3rd Approved Grant Amount	Resolution, Approval: (Completion Date)	4th Approved Grant Amount	Resolution, Approval: (Completion Date)
8	Eastern Sierra Connect Consortium	\$450,000	T-17355, 2/16/2012; (Feb 2014)	\$126,700	T-17550, 1/19/2017; (Feb 2019)	-	-		
9	Gold Country Broadband Consortium	\$450,000	T-17355, 2/16/2012; (Feb 2014)	\$300,000	T-17538, 11/10/2016; (May 2019)	\$423,010	T-17669, 10/24/2019; (Oct 2022)	\$565,582	T-17778, 1/12/2023; (Open)
10	Inland Empire Broadband Consortium	\$450,000	T-17355, 2/16/2012; (Feb 2014)	\$300,000	T-17538, 11/10/2016; (Dec 2018)	\$450,000	T-17669, 10/24/2019; (Oct 2022)	\$600,000	T-17778, 1/12/2023; (Open)
11	Inyo-Mono Broadband Consortium	\$105,216	T-17537, 10/27/2016 (Jun 2019)	\$600,000	T-17778, 1/12/2023; (Open)	-	-		
12	Los Angeles County Regional	\$2,310,000	T-17349, 12/2/2011; (Dec 2013)	\$600,000	T-17544, 12/1/2016 (Jun 2018)	-	-		
13	Los Angeles Digital Equity Action League Consortium	\$300,000	T-17738, 8/19/2021; (Aug 2023)	\$600,000	T-17778, 1/12/2023; (Open)				
14	North Bay/North Coast Broadband Consortium	\$250,000	T-17445, 6/12/2014; (June 2016)	\$260,000	T-17544, 12/1/2016; (Jan 2019)	\$450,000	T-17669, 10/24/2019; (Dec 2022)	\$600,000	T-17778, 1/12/2023; (Open)
15	Northeast California Connects Consortium	\$449,991	T-17349, 12/2/2011; (Dec 2013)	\$296,518	T-17550, 1/19/2017; (Jun 2020)	\$355,387	T-17669, 10/24/2019; (Oct 2022)	\$999,971	T-17778, 1/12/2023; (Open)

	Consortium	1st Approved Grant Amount	Resolution, Approval: (Completion Date)	2nd Approved Grant Amount	Resolution, Approval: (Completion Date)	3rd Approved Grant Amount	Resolution, Approval: (Completion Date)	4th Approved Grant Amount	Resolution, Approval: (Completion Date)
16	Redwood Coast Connect Consortium	\$450,000	T-17349, 12/2/2011; (Dec 2013)	\$208,000	T-17537, 10/27/2016; (Nov 2019)	\$416,025	T-17669, 10/24/2019;(Oct 2022)	\$572,000	T-17778, 1/12/2023; (Open)
17	San Diego Imperial Regional Broadband Consortium	\$450,000	T-17355, 2/16/2012; (Feb 2014)						
18	San Joaquin Valley Regional Broadband Consortium	\$450,000	T-17708, 10/24/2019; (Oct 2022)	\$600,000	T-17778, 1/12/2023; (Open)				
19	Southern Border Broadband Consortium	\$450,000	T-17708, 10/24/2019; (Oct 2022)	\$600,000	T-17778, 1/12/2023; (Open)				
20	Tahoe Basin Project	\$237,555	T-17726, 4/15/2021; (Apr 2021)	\$600,000	T-17778, 1/12/2023; (Open)				
21	Upstate California Connect Consortium	\$318,530	T-17669, 10/24/2019; (Oct 2022)	\$999,970	T-17778, 1/12/2023; (Open)				

Status of 2023 Cycle Grants as of December 2025

	Consortium	Counties	Start Date	End Date	Approved Budget	Remaining Budget
1	Broadband Consortium of the Pacific Coast	San Luis Obispo, Santa Barbara, and Ventura counties	01/12/2023	06/30/2026	\$600,000	\$185,885
2	Central Coast Broadband Consortium	Monterey, Santa Cruz, and San Benito counties	02/01/2023	12/31/2027	\$1,000,000	\$670,706
3	Connected Capital Area Broadband Consortium	Sacramento, Sutter, Yolo, and Yuba counties	02/01/2023	01/31/2027	\$800,000	\$333,290
4	Central Sierra Economic Development District/Broadband Utility Zone	Tuolumne, Calaveras, Amador, Mariposa, and Alpine counties	05/31/2024	11/30/2026	\$595,650	\$523,350
5	Gold Country Broadband Consortium	Sierra, Nevada, Placer, and El Dorado counties	02/01/2023	01/31/2026	\$565,582	\$425,343
6	Inland Empire Regional Broadband Consortium	San Bernardino and Riverside counties	2/1/2023	01/31/2026	\$600,000	\$292,030
7	Inyo-Mono Broadband Consortium	Inyo and Mono counties	02/01/2023	01/31/2026	\$600,000	\$107,036
8	Los Angeles Digital Equity Action League Consortium	Los Angeles County	02/01/2023	01/31/2026	\$600,000	\$125,339
9	North Bay/North Coast Broadband Consortium	Mendocino, Marin, Napa, and Sonoma counties	06/16/2024	12/31/2026	\$600,000	\$345,856
10	Northeastern California Connect Consortium	Butte, Lassen, Modoc, Plumas, Shasta, Siskiyou, and Tehama counties	05/01/2023	02/28/2029	\$999,971	\$700,737
11	Redwood Coast Connect Broadband Consortium	Humboldt, Del Norte, and Trinity counties	02/01/2023	01/31/2026	\$572,000	\$286,670
12	San Joaquin Valley Regional Broadband Consortium	San Joaquin, Stanislaus, Merced, Madera, Fresno, Kings, Tulare, and Kern counties	01/01/2024	12/31/2026	\$600,000	\$597,061
13	Southern Border Broadband Consortium	San Diego and Imperial counties	02/01/2023	10/31/2026	\$600,000	\$599,129
14	Tahoe Basin Project	Tahoe Basin area in Placer and El Dorado counties.	02/01/2023	08/31/2026	\$600,000	\$264,569

15	Upstate California Connect Consortium	Glenn, Colusa, and Lake counties	05/01/2023	02/28/2029	\$999,970	\$709,912
Total:					\$10,333,173	\$6,166,914

Attachment D: Adoption Account Projects as of December 31st, 2025

	Recipient	Project	Location	Grant Amount	Payments in 2025	Total Paid	Award Date	Completion Date or Expected
1	Allegiance STEAM Academy	Digital Bridge Initiative – ASA Fontana	San Bernardino	\$80,360			11/26/2025	6/8/2028
2	ALMAA	Digital Navigators: ALMAA	Fresno	\$149,675			11/26/2025	6/4/2028
3	American GI Forum Education Foundation of Santa Maria, CA	Call Center San Luis Obispo County	Santa Barbara	\$150,000			11/16/2023	5/20/2026
4	American GI Forum Education Foundation of Santa Maria, CA	Call Center Santa Barbara County	Santa Barbara	\$150,000	\$35,250	\$35,250	11/16/2023	5/20/2026
5	American GI Forum Education Foundation of Santa Maria, CA	Call Center Ventura County	Ventura	\$150,000	\$37,091	\$37,091	11/16/2023	5/20/2026
6	American GI Forum Education Foundation of Santa Maria, CA	CEP Digital Literacy, San Luis Obispo County	Santa Barbara	\$64,852	\$61,572	\$61,572	11/16/2023	5/20/2026
7	American GI Forum Education Foundation of Santa Maria, CA	CEP Digital Literacy, Ventura County	Santa Barbara	\$137,308	\$135,193	\$135,193	11/16/2023	5/20/2026
8	American GI Forum Education Foundation of Santa Maria, CA	Connect, Communicate, Color Your World! - CEP Schools, Santa Barbara County	Santa Barbara	\$139,400	\$117,023	\$117,023	11/16/2023	5/20/2026
9	American GI Forum Education Foundation of Santa Maria, CA	San Luis Obispo County Digital Literacy	Santa Barbara	\$137,400			11/26/2025	6/2/2028
10	American GI Forum Education Foundation of Santa Maria, CA	Santa Barbara County Digital Literacy	Santa Barbara	\$137,400			11/26/2025	6/2/2028
11	American GI Forum Education Foundation of Santa Maria, CA	Ventura County Digital Literacy	Santa Barbara	\$137,400			11/26/2025	6/2/2028

	Recipient	Project	Location	Grant Amount	Payments in 2025	Total Paid	Award Date	Completion Date or Expected
12	Anza Electric Cooperation, Inc.	Anza Electric Cooperative, Inc. Public Broadband Education Program	Riverside	\$26,735	\$9,158	\$26,735	4/3/2023	8/27/2024
13	Area 1 Agency on Aging	Digital Connections	Del Norte	\$55,400			5/7/2024	4/1/2027
14	Ashby Village	Digital Literacy Project for Older Adults in Alameda & Contra Costa Counties	Statewide	\$133,560			5/7/2024	12/4/2026
15	ASIAN, Inc.	Digital Internet Access & Literacy for Underserved Populations (DIAL UP)	San Francisco	\$103,861			5/28/2025	12/11/2027
16	Big Brothers Big Sisters of Central California	Digital Navigators: Big Brothers Big Sisters of Central California	Fresno, Kings, Madera, Tulare	\$149,675			5/28/2025	12/19/2027
17	Binational of Central California	Digital Inclusion for Fresno and Madera Farmworking Communities	Fresno	\$149,776	\$32,142	\$32,142	5/7/2024	12/6/2026
18	Black Men Speak & Men of Color	Digital Health Program	Alameda	\$59,960	\$14,815	\$41,782	9/23/2022	7/1/2023
19	Black Men Speak & Men of Color	Digital Health Program	Alameda	\$77,900			11/16/2023	6/3/2026
20	Boys & Girls Club of San Marcos	Computer Lab Reinvestment	San Diego	\$38,718		\$38,718	6/3/2021	11/30/2023
21	Build Hope Inc	Bridging The Digital Divide For Los Angeles Affordable Housing Residents - Gonzaque Village	Los Angeles	\$43,742	\$10,936	\$10,936	4/3/2023	4/5/2026
22	Build Hope Inc	Bridging The Digital Divide For Los Angeles Affordable Housing Residents - Imperial Courts	Los Angeles	\$88,922	\$22,231	\$22,231	4/3/2023	4/5/2026

	Recipient	Project	Location	Grant Amount	Payments in 2025	Total Paid	Award Date	Completion Date or Expected
23	Build Hope Inc	Bridging The Digital Divide For Los Angeles Affordable Housing Residents - Jordon Downs	Los Angeles	\$93,672	\$23,418	\$23,418	4/3/2023	4/5/2026
24	Build Hope Inc	Bridging The Digital Divide For Los Angeles Affordable Housing Residents Nickerson	Los Angeles	\$103,192	\$25,798	\$25,798	4/3/2023	4/5/2026
25	Build Hope Inc	Mar Vista Gardens	Los Angeles	\$134,663			11/26/2025	6/5/2028
26	Build Hope Inc	Ramona Gardens	Los Angeles	\$134,663			11/26/2025	6/5/2028
27	Build Hope Inc	San Fernando Gardens	Los Angeles	\$134,663			11/26/2025	6/5/2028
28	Build Hope Inc	William Mead	Los Angeles	\$134,663			11/26/2025	6/5/2028
29	Building A Generation	Digital Empowerment Program 2.0	San Bernardino	\$150,001			11/26/2025	6/5/2028
30	Building A Generation	Digital Empowerment Program (DEP)	San Bernardino	\$150,000	\$66,322	\$150,000	11/16/2023	10/31/2024
31	Building Skills Partnership (BSP)	Digital Literacy and AI Program Expansion	Los Angeles, Orange, San Diego, Santa Clara, Alameda, Sacramento	\$211,895			7/24/2025	
32	Burbank Housing Management Corporation	Senior Connection Initiative - Bell Manor Sr. Apartments.	Sonoma	\$14,867		\$14,867	6/3/2021	12/1/2023
33	Burbank Housing Management Corporation	Senior Connection Initiative - Cabernet Sr. Apartments	Sonoma	\$3,664		\$1,834	6/3/2021	12/1/2023
34	Burbank Housing Management Corporation	Senior Connection Initiative - Charles Street Village	Sonoma	\$9,155		\$7,333	6/3/2021	12/1/2023
35	Burbank Housing Management Corporation	Senior Connection Initiative - Fitch Mt. Sr. Apartments.	Sonoma	\$12,266		\$12,265	6/3/2021	12/1/2023

	Recipient	Project	Location	Grant Amount	Payments in 2025	Total Paid	Award Date	Completion Date or Expected
36	Burbank Housing Management Corporation	Senior Connection Initiative - Oak Ridge Sr. Apartments	Sonoma	\$6,415		\$5,375	6/3/2021	12/1/2023
37	Burbank Housing Management Corporation	Senior Connection Initiative - Park Land Sr. Apartments	Sonoma	\$5,041		\$4,128	6/3/2021	12/1/2023
38	Burbank Housing Management Corporation	Senior Connection Initiative - Sonoma Creek Sr. Apartments	Sonoma	\$6,415		\$4,818	6/3/2021	12/1/2023
39	Burbank Housing Management Corporation	Senior Connection Initiative - Village Green Sr. Apartments	Sonoma	\$6,904		\$4,030	6/3/2021	12/1/2023
40	Burbank Housing Management Corporation	Senior Connection Initiative - Vinecrest Sr. Apartments.	Sonoma	\$10,965		\$10,965	6/3/2021	6/16/2023
41	CalAsian Chamber Of Commerce	Angels Camp	Calaveras	\$118,851			11/26/2025	6/4/2028
42	CalAsian Chamber Of Commerce	Arnold	Calaveras	\$118,851			11/26/2025	6/4/2028
43	CalAsian Chamber Of Commerce	Central Stockton	San Joaquin	\$118,851			11/26/2025	6/4/2028
44	CalAsian Chamber Of Commerce	Copperopolis Mountain Ranch	Calaveras	\$118,851			11/26/2025	6/4/2028
45	CalAsian Chamber Of Commerce	FruitridgeFlorin	Sacramento	\$118,851			11/26/2025	6/4/2028
46	CalAsian Chamber Of Commerce	Lemon Hill	Sacramento	\$118,851			11/26/2025	6/4/2028
47	CalAsian Chamber Of Commerce	Mokelumne Hill	Calaveras	\$118,851			11/26/2025	6/4/2028
48	CalAsian Chamber Of Commerce	Northwest Stockton	San Joaquin	\$118,851			11/26/2025	6/4/2028
49	CalAsian Chamber Of Commerce	Oak Park	Sacramento	\$118,851			11/26/2025	6/4/2028
50	CalAsian Chamber Of Commerce	South Land Park	Sacramento	\$118,851			11/26/2025	6/4/2028
51	CalAsian Chamber Of Commerce	Southwest Stockton	San Joaquin	\$118,851			11/26/2025	6/4/2028

	Recipient	Project	Location	Grant Amount	Payments in 2025	Total Paid	Award Date	Completion Date or Expected
52	CalAsian Chamber Of Commerce	Upper Land Park	Sacramento	\$118,851			11/26/2025	6/4/2028
53	CalAsian Chamber Of Commerce	Valley HiFlorin	Sacramento	\$118,851			11/26/2025	6/4/2028
54	CalAsian Chamber Of Commerce	Valley Springs Murphy	Calaveras	\$118,851			11/26/2025	6/4/2028
55	CalAsian Chamber Of Commerce	West Central Stockton	San Joaquin	\$118,851			11/26/2025	6/4/2028
56	CalAsian Chamber Of Commerce	Western Stockton	San Joaquin	\$118,851			11/26/2025	6/4/2028
57	California Coverage & Health Initiatives	Empowering Community Networks with Digital Literacy Training for Better Health Access	Statewide	\$84,019			11/26/2025	6/12/2028
58	California Emerging Technology Fund	CETF Call Center AB617 Communities	Alameda, Contra Costa, Sacramento, San Joaquin	\$871,208			1/16/2025	7/17/2027
59	California Emerging Technology Fund	CETF Digital Literacy AB617	Alameda, Contra Costa, Sacramento, San Joaquin	\$477,000			1/16/2025	7/17/2027
60	California Emerging Technology Fund	Get Connected! Call Center	Statewide	\$4,311,200	\$1,242,488	\$1,242,488	12/14/2023	6/15/2026
61	California Emerging Technology Fund	Get Connected! DigitalLearn - Pacific Coast	San Luis Obispo, Santa Barbara, Ventura	\$135,264	\$135,264	\$135,264	12/14/2023	6/15/2026
62	California Emerging Technology Fund	Get Connected! DigitalLearn - Riverside County	Riverside	\$135,264	\$135,264	\$135,264	12/14/2023	6/15/2026
63	California Emerging Technology Fund	Get Connected! DigitalLearn - South Bay and Gateway Cities of Los Angeles County	Los Angeles	\$135,264	\$135,264	\$135,264	12/14/2023	6/15/2026

	Recipient	Project	Location	Grant Amount	Payments in 2025	Total Paid	Award Date	Completion Date or Expected
64	California Karen Youth Connection (CKYC)	CKYC Digital Empowerment Program	Sacramento, San Diego, Kern	\$94,676			11/26/2025	6/1/2028
65	California State University, Fresno Foundation	CASF Kern County Digital Literacy Parent University	Kern	\$131,235			11/26/2025	6/8/2028
66	California State University, Fresno Foundation	CASF Kings County Digital Literacy Parent University	Kings	\$94,506			11/26/2025	6/8/2028
67	California State University, Fresno Foundation	CASF Madera County Digital Literacy Parent University	Madera	\$47,700			11/26/2025	6/8/2028
68	California State University, Fresno Foundation	CASF Merced County Digital Literacy Parent University	Merced	\$94,506			11/26/2025	6/8/2028
69	California State University, Fresno Foundation	CASF Stanislaus County Digital Literacy Parent University	Stanislaus	\$94,506			11/26/2025	6/8/2028
70	California State University, Fresno Foundation	CASF Tulare County Digital Literacy Parent University	Tulare	\$66,327			11/26/2025	6/8/2028
71	California State University, Fresno Foundation	Fresno State Call Center: Central California Region	Central California	\$487,500		\$487,159	9/12/2019	3/31/2022
72	California State University, Fresno Foundation	Fresno State Parent University - Del Norte County	Del Norte	\$143,100			9/23/2022	12/31/2025
73	California State University, Fresno Foundation	Fresno State Parent University - FRESNO COUNTY	Fresno	\$71,516		\$69,973	12/31/2018	6/30/2022
74	California State University, Fresno Foundation	Fresno State Parent University - FRESNO COUNTY	Fresno	\$54,480	\$50,883	\$50,883	6/5/2020	12/5/2023
75	California State University, Fresno Foundation	Fresno State Parent University - Glenn County	Glenn	\$143,100			9/23/2022	12/31/2025
76	California State University, Fresno Foundation	Fresno State Parent University - Humboldt County	Humboldt	\$143,100			9/23/2022	12/31/2025
77	California State University, Fresno Foundation	Fresno State Parent University - Imperial County	Imperial	\$143,100			9/23/2022	12/31/2025
78	California State University, Fresno Foundation	Fresno State Parent University - KERN COUNTY	Kern	\$71,516		\$69,431	12/31/2018	6/30/2022

	Recipient	Project	Location	Grant Amount	Payments in 2025	Total Paid	Award Date	Completion Date or Expected
79	California State University, Fresno Foundation	Fresno State Parent University - KERN COUNTY	Kern	\$54,480	\$39,237	\$39,237	6/5/2020	12/5/2023
80	California State University, Fresno Foundation	Fresno State Parent University - KINGS COUNTY	Kings	\$71,516		\$65,997	12/31/2018	6/30/2022
81	California State University, Fresno Foundation	Fresno State Parent University - KINGS COUNTY	Kings	\$54,480	\$25,181	\$25,181	6/5/2020	12/5/2023
82	California State University, Fresno Foundation	Fresno State Parent University - Lake County	Lake	\$143,100			9/23/2022	12/31/2025
83	California State University, Fresno Foundation	Fresno State Parent University - MADERA COUNTY	Madera	\$71,516	\$12,361	\$53,825	12/31/2018	6/30/2023
84	California State University, Fresno Foundation	Fresno State Parent University - MADERA COUNTY	Madera	\$54,480	\$9,534	\$9,534	6/5/2020	12/5/2023
85	California State University, Fresno Foundation	Fresno State Parent University - MARIPOSA COUNTY	Mariposa	\$54,480	\$-	\$-	6/5/2020	12/5/2023
86	California State University, Fresno Foundation	Fresno State Parent University - MERCED COUNTY	Merced	\$71,516	\$33,104	\$63,954	12/31/2018	6/30/2023
87	California State University, Fresno Foundation	Fresno State Parent University - MERCED COUNTY	Merced	\$54,480	\$25,651	\$25,651	6/5/2020	12/5/2023
88	California State University, Fresno Foundation	Fresno State Parent University - MONTEREY COUNTY	Monterey	\$54,480	\$39,044	\$39,044	6/5/2020	12/5/2023
89	California State University, Fresno Foundation	Fresno State Parent University - SAN BENITO COUNTY	San Benito	\$54,480	\$-	\$-	6/5/2020	12/5/2023
90	California State University, Fresno Foundation	Fresno State Parent University - SAN JOAQUIN COUNTY	San Joaquin	\$71,516	\$35,455	\$63,649	12/31/2018	6/30/2023
91	California State University, Fresno Foundation	Fresno State Parent University - SAN JOAQUIN COUNTY	San Joaquin	\$54,480	\$19,522	\$19,522	6/5/2020	12/5/2023
92	California State University, Fresno Foundation	Fresno State Parent University - SAN LUIS OBISPO COUNTY	San Luis Obispo	\$54,480	\$20,203	\$20,203	6/5/2020	12/5/2023
93	California State University, Fresno Foundation	Fresno State Parent University - Siskiyou County	Siskiyou	\$143,100			9/23/2022	12/31/2025
94	California State University, Fresno Foundation	Fresno State Parent University - STANISLAUS COUNTY	Stanislaus	\$71,516	\$36,645	\$65,106	12/31/2018	6/30/2022

	Recipient	Project	Location	Grant Amount	Payments in 2025	Total Paid	Award Date	Completion Date or Expected
95	California State University, Fresno Foundation	Fresno State Parent University - STANISLAUS COUNTY	Stanislaus	\$54,480	\$18,348	\$18,348	6/5/2020	12/5/2023
96	California State University, Fresno Foundation	Fresno State Parent University - Tehama County	Tehama	\$143,100			9/23/2022	12/31/2025
97	California State University, Fresno Foundation	Fresno State Parent University - Trinity County	Trinity	\$143,100			9/23/2022	12/31/2025
98	California State University, Fresno Foundation	Fresno State Parent University - TULARE COUNTY	Tulare	\$71,516	\$40,957	\$61,574	12/31/2018	6/30/2022
99	California State University, Fresno Foundation	Fresno State Parent University - TULARE COUNTY	Tulare	\$54,480	\$29,017	\$29,017	6/5/2020	12/5/2023
100	California State University, Fresno Foundation	Fresno State Parent University - TUOLUMNE COUNTY	Tuolumne	\$54,480	\$-	\$-	6/5/2020	12/5/2023
101	Canal Alliance	Canal Alliance Adult Education English as a Second Language Digital Literacy Program	Marin	\$147,160		\$133,812	9/23/2022	8/31/2024
102	Canal Alliance	Canal District DL	Marin	\$136,469	\$34,117	\$34,117	11/27/2024	6/26/2027
103	Catholic Charities of Los Angeles, Inc.	Digital Education Center	Los Angeles	\$83,248		\$81,383	12/31/2018	4/29/2022
104	Catholic Charities of Santa Clara County	CCSCC Santee	Santa Clara	\$149,999			11/26/2025	6/23/2028
105	Catholic Charities of Santa Clara County	CCSCC WUYC	Santa Clara	\$149,998			11/26/2025	6/23/2028
106	Catholic Charities of Santa Clara County	FMCI&Oth BA	Santa Clara	\$125,997	\$47,651	\$47,651	4/3/2023	11/1/2025
107	Catholic Charities of Santa Clara County	FMCI&Oth DL	Santa Clara	\$136,018	\$74,063	\$74,063	4/3/2023	11/1/2025
108	Catholic Charities of Santa Clara County	WUYC Annx ESC BA	Santa Clara	\$138,584	\$49,666	\$49,666	4/3/2023	11/1/2025
109	Catholic Charities of Santa Clara County	WUYC Annx ESC DL	Santa Clara	\$150,000	\$88,908	\$88,908	4/3/2023	11/1/2025

	Recipient	Project	Location	Grant Amount	Payments in 2025	Total Paid	Award Date	Completion Date or Expected
110	Center for Caregiver Advancement	Digital Literacy for In-Home Supportive Services Providers	Los Angeles	\$150,000			11/26/2025	6/19/2028
111	Center for Elders' Independence	Digital Equity for Seniors-Berkeley	Alameda	\$35,817		\$14,928	7/12/2019	7/12/2024
112	Center for Elders' Independence	Digital Equity for Seniors-Concord	Contra Costa	\$31,731		\$7,933	7/12/2019	7/12/2024
113	Center for Elders' Independence	Digital Equity for Seniors-Guardian	Contra Costa	\$26,964		\$6,741	7/12/2019	7/12/2024
114	Center for Elders' Independence	Digital Equity for Seniors-Josie Barrow	Alameda	\$28,326		\$14,264	7/12/2019	7/12/2024
115	Center for Elders' Independence	Digital Equity for Seniors-San Leandro	Alameda	\$31,731		\$14,920	7/12/2019	7/12/2024
116	Center for Elders' Independence	Digital Equity for Seniors-San Pablo	Alameda	\$35,137		\$17,168	7/12/2019	7/12/2024
117	Center for Future Global Leaders	Baldwin HillsCrenshaw	Los Angeles	\$117,500			5/28/2025	12/10/2027
118	Center for Future Global Leaders	Boyle Heights	Los Angeles	\$117,500			5/28/2025	12/10/2027
119	Center for Future Global Leaders	Brooklyn Heights	Los Angeles	\$117,500			5/28/2025	12/10/2027
120	Center for Future Global Leaders	East Hollywood	Los Angeles	\$117,500			5/28/2025	12/10/2027
121	Center for Future Global Leaders	Exposition Park	Los Angeles	\$117,500			5/28/2025	12/10/2027
122	Center for Future Global Leaders	Florence-Graham	Los Angeles	\$117,500			5/28/2025	12/10/2027
123	Center for Future Global Leaders	Jefferson Park	Los Angeles	\$117,500			5/28/2025	12/10/2027
124	Center for Future Global Leaders	Koreatown	Los Angeles	\$117,500			5/28/2025	12/10/2027
125	Center for Future Global Leaders	Lincoln Heights	Los Angeles	\$117,500			5/28/2025	12/10/2027

	Recipient	Project	Location	Grant Amount	Payments in 2025	Total Paid	Award Date	Completion Date or Expected
126	Center for Future Global Leaders	Pico Union	Los Angeles	\$117,500			5/28/2025	12/10/2027
127	Center for Future Global Leaders	South Park	Los Angeles	\$117,500			5/28/2025	12/10/2027
128	Center for Future Global Leaders	Vernon	Los Angeles	\$117,500			5/28/2025	12/10/2027
129	Center for Future Global Leaders	West Adams	Los Angeles	\$117,500			5/28/2025	12/10/2027
130	Center for Future Global Leaders	Westlake	Los Angeles	\$117,500			5/28/2025	12/10/2027
131	Center for Future Global Leaders	Willow Brook	Los Angeles	\$117,500			5/28/2025	12/10/2027
132	Center for Land-Based Learning	AgHiRE - Digital Literacy Training	Yolo	\$9,408			11/26/2025	6/18/2028
133	Center for Urban Excellence	C.U.E. - One People Tribe Program	Solano	\$150,000			11/26/2025	6/12/2028
134	Chico State Enterprises: North State Planning and Development Collective	Digital Literacy for Workforce Development: English Language Learners	Butte, Del Norte, Lassen, Modoc, Nevada, Plumas, Shasta, Sierra, Siskiyou, Trinity	\$247,264	\$42,930	\$58,798	4/27/2023	6/10/2026

	Recipient	Project	Location	Grant Amount	Payments in 2025	Total Paid	Award Date	Completion Date or Expected
135	Chico State Enterprises: North State Planning and Development Collective	Digital Literacy for Workforce Development: Justice Involved Individuals	Butte, Del Norte, Lassen, Modoc, Nevada, Plumas, Shasta, Sierra, Siskiyou, Tehama, Trinity	\$246,700	\$39,591	\$55,015	4/27/2023	6/10/2026
136	Chico State Enterprises: North State Planning and Development Collective	Northeastern and Upstate Call Center	Los Angeles	\$490,393			4/27/2023	6/10/2026
137	Christian Church Homes (CCH)	Beth Eden Housing	Alameda	\$16,034		\$7,864	12/31/2019	12/31/2023
138	Christian Church Homes (CCH)	Garfield Park Village	Santa Cruz	\$26,086		\$7,428	7/12/2019	12/31/2023
139	Christian Church Homes (CCH)	JL Richard & Irene Cooper Terrace	Alameda	\$28,383		\$19,254	12/31/2019	12/31/2023
140	Christian Church Homes (CCH)	Percy Abrams & Sister Thea Bowman Manor	Alameda	\$25,971	\$970	\$4,973	12/31/2019	12/31/2023
141	Christian Church Homes (CCH)	Plaza De Las Flores	Santa Clara	\$32,100		\$18,350	7/12/2019	12/31/2023
142	Christian Church Homes (CCH)	Providence Senior Housing	San Francisco	\$17,297		\$9,532	7/12/2019	12/31/2023
143	Christian Church Homes (CCH)	Roy C Nichols Housing	Alameda	\$4,650		\$2,704	7/12/2019	12/31/2023
144	Christian Church Homes (CCH)	Saint Mary's Garden	Alameda	\$29,603		\$12,773	7/12/2019	12/31/2023
145	Christian Church Homes (CCH)	Southlake	Alameda	\$34,824		\$14,628	7/12/2019	12/31/2023
146	City of Cerritos	Cerritos Library Broadband Access Improvement	Los Angeles	\$9,563		\$9,563	12/31/2019	6/30/2022

	Recipient	Project	Location	Grant Amount	Payments in 2025	Total Paid	Award Date	Completion Date or Expected
147	City of Fresno, Department of Parks, After School, Recreation, and Community Services (PARCS)	Digital Literacy Education for Fresno Underserved Populations	Fresno	\$149,922	\$37,481	\$37,481	11/27/2024	6/18/2027
148	City of Irwindale	Irwindale's Citywide Digital Equity Project for Expanded Broadband Access	Los Angeles	\$111,535			11/26/2025	6/16/2028
149	City of La Puente	La Puente Digital Empowerment Project: Building a Connected Community	Los Angeles	\$152,065	\$37,264	\$37,264	12/14/2023	7/8/2026
150	City of Long Beach	City of Long Beach: Cambodia Town Digital Skills Learn and Earn Program	Los Angeles	\$36,498			11/27/2024	7/29/2027
151	City of Long Beach	City of Long Beach: Free Public Wi-Fi at Drake Park	Los Angeles	\$23,613			11/27/2024	7/29/2027
152	City of Long Beach	Digital Skills Learn and Earn Program	Los Angeles	\$75,268			5/28/2025	8/16/2028
153	City of Long Beach	Generative AI Digital Literacy Training	Los Angeles	\$67,787			11/26/2025	8/16/2028
154	City of Long Beach	Microentrepreneur Digital Skills Program	Los Angeles	\$67,958			11/26/2025	8/16/2028
155	City of Long Beach	Silverado Park: Learn and Earn Digital Skills Program	Los Angeles	\$36,075			11/26/2025	8/16/2028
156	City of Lynwood	City of Lynwood DL	Los Angeles	\$151,424			12/14/2023	7/11/2026
157	City of Murrieta	City of Murrieta Youth Center Broadband Access Project	Riverside	\$9,003			5/28/2025	12/16/2027
158	City Of Oakland Human Services Department	East Oakland Seniors Digital Inclusion	Alameda	\$20,373		\$10,786	7/12/2019	11/10/2023
159	City Of Oakland Human Services Department	West Oakland Seniors Digital Inclusion	Alameda	\$20,373		\$13,779	7/12/2019	12/15/2023

	Recipient	Project	Location	Grant Amount	Payments in 2025	Total Paid	Award Date	Completion Date or Expected
160	City of Ontario	City of Ontario DL	San Bernardino	\$24,629			11/16/2023	6/5/2026
161	City of Palm Springs	City of Palm Springs Demuth Community Center Broadband Access Project	Riverside	\$51,099			11/16/2023	5/30/2026
162	City of Palm Springs	City of Palm Springs Jesse O. James Desert Unity Center Broadband Access Project	Riverside	\$56,196			5/7/2024	11/29/2026
163	City of Palm Springs	City of Palm Springs Welwood Murray Memorial Library Broadband Access Project	Riverside	\$23,831			11/27/2024	6/2/2027
164	City of Palm Springs	Palm Springs Public Library BA	Riverside	\$80,546	\$10,750	\$10,750	4/3/2023	4/1/2025
165	City of Palmdale	In Library Laptop Check Out	Los Angeles	\$17,800		\$15,073	7/12/2019	1/12/2023
166	City of Salinas, Salinas Public Library	El Gabilan Library Connects!	Monterey	\$50,783		\$26,188	7/12/2019	12/31/2022
167	City of San Leandro	San Leandro Main Library Digital Inclusion Program	Alameda	\$27,165		\$26,958	6/3/2021	4/4/2023
168	City of San Leandro	San Leandro Manor Branch Library Digital Inclusion Program	Alameda	\$22,551		\$18,062	6/3/2021	5/24/2023
169	City of South San Francisco	South San Francisco Digital Literacy Project	San Mateo	\$41,895		\$35,574	5/11/2020	10/31/2023
170	City of Sunnyvale	Latino Digital Literacy-Bishop Elementary School	Santa Clara	\$58,033		\$30,367	12/31/2018	6/30/2022
171	City of Sunnyvale	Latino Digital Literacy-Columbia Middle School	Santa Clara	\$58,033		\$34,968	12/31/2018	6/30/2022
172	City of Sunnyvale	Latino Digital Literacy-Ellis Elementary School	Santa Clara	\$40,657		\$28,695	12/31/2018	6/30/2022
173	City of Sunnyvale	Latino Digital Literacy-Lakewood Elementary School	Santa Clara	\$40,657		\$26,472	12/31/2018	6/30/2022

	Recipient	Project	Location	Grant Amount	Payments in 2025	Total Paid	Award Date	Completion Date or Expected
174	City of Sunnyvale	Latino Digital Literacy-San Miguel Elementary School	Santa Clara	\$58,033		\$34,925	12/31/2018	6/30/2022
175	City of Sunnyvale	Latino Digital Literacy-Vargas Elementary School	Santa Clara	\$58,033		\$35,710	12/31/2018	6/30/2022
176	City of Turlock	Marty Yerby Community Center Digital Inclusion Project	Stanislaus	\$5,441			11/27/2024	6/12/2027
177	City of Vacaville	City of Vacaville DL	Solano	\$111,255	\$23,701	\$23,701	11/27/2024	6/18/2027
178	Club Stride Inc.	Digital Futures Initiative	Solano	\$114,906			11/26/2025	6/24/2028
179	COACHELLA VALLEY HOUSING COALITION	Computer Literacy & Technology Training - Pueblo Nuevo	Riverside	\$7,059		\$7,059	12/31/2019	5/30/2023
180	COACHELLA VALLEY HOUSING COALITION	Computer Literacy & Technology Training - Vila Hermosa	Riverside	\$10,629		\$9,788	12/31/2019	5/30/2023
181	College Esports	Teen Tech Support Digital Literacy for Seniors	Sacramento	\$145,498			5/28/2025	12/25/2027
182	Community Bridges	Bridging the Digital Divide	Santa Cruz	\$32,174		\$27,941	7/12/2019	12/4/2020
183	Community Bridges	Community Bridges Digital Literacy Project	Santa Cruz	\$72,371		\$10,464	4/3/2023	4/25/2026
184	Community Resources for Independent Living	CRIL's Bridging the Digital Divide	Alameda	\$71,270			11/26/2025	6/4/2028
185	Compass Family Services	Compass Family Digital Inclusion	San Francisco	\$27,909		\$26,744	6/5/2020	10/24/2022
186	Contra Costa County Library-El Sobrante Library	El Sobrante Library Reconstruction	Contra Costa	\$27,588		\$20,782	12/31/2018	9/30/2021
187	Corporacion ELE-L Corp	ELECORP BA	Los Angeles	\$94,432			5/7/2024	12/3/2026

	Recipient	Project	Location	Grant Amount	Payments in 2025	Total Paid	Award Date	Completion Date or Expected
188	Corporacion ELE-L Corp	Science and Technology Education Enhancement Literacy Training (STEELT)	Los Angeles	\$25,488			5/7/2024	12/3/2026
189	County of Los Angeles, Internal Services Department	County of Los Angeles - Digital Navigator Program	Los Angeles	\$3,375,700			4/27/2023	11/18/2026
190	County of Napa	County of Napa / Napa Valley Unified School District Adult Education Digital Literacy Training	Napa	\$82,900			11/26/2025	7/27/2028
191	County of Sierra	Bridging the Divide Through Libraries and Lifelong Learning	Sierra	\$55,940			11/26/2025	6/18/2028
192	County of Sonoma - Human Services Department - West County Community Services	Bridging the Digital Gap Among Older Adults - Guerneville	Sonoma	\$25,027	\$19,967	\$24,668	6/3/2021	6/30/2023
193	COUNTY OF YOLO	Yolo County Affordable Connectivity Program Enrollment Outreach	Yolo	\$85,000		\$13,861	9/23/2022	6/30/2024
194	Curry Senior Center	Connected At Home	San Francisco	\$29,935		\$25,251	7/12/2019	9/30/2021
195	Cutler Orosi Joint Unified School District	Digital Navigators: Cutler-Orosi Joint Unified School District	Tulare	\$149,675			5/21/2025	12/25/2027
196	Cyber-Seniors	Cyber-Seniors Connected Communities - California PSA 11	San Joaquin	\$108,152		\$27,038	5/7/2024	11/7/2026
197	Cyber-Seniors	Cyber-Seniors Connected Communities - California PSA 12	Statewide	\$87,505	\$21,876	\$21,876	5/7/2024	11/7/2026

	Recipient	Project	Location	Grant Amount	Payments in 2025	Total Paid	Award Date	Completion Date or Expected
198	Cyber-Seniors	Cyber-Seniors Connected Communities - California PSA 13	Statewide	\$85,415		\$21,354	5/7/2024	11/7/2026
199	Cyber-Seniors	Cyber-Seniors Connected Communities - California PSA 15	Statewide	\$85,669		\$21,417	5/7/2024	11/7/2026
200	Cyber-Seniors	Cyber-Seniors Connected Communities - California PSA 18	Ventura	\$108,233		\$27,058	5/7/2024	11/7/2026
201	Cyber-Seniors	Cyber-Seniors Connected Communities - California PSA 19	Los Angeles	\$131,417		\$32,854	5/7/2024	11/7/2026
202	Cyber-Seniors	Cyber-Seniors Connected Communities - California PSA 2	Statewide	\$88,401		\$22,020	5/7/2024	11/7/2026
203	Cyber-Seniors	Cyber-Seniors Connected Communities - California PSA 20	San Bernardino	\$107,765			5/7/2024	11/7/2026
204	Cyber-Seniors	Cyber-Seniors Connected Communities - California PSA 23	San Diego	\$129,034		\$32,258	5/7/2024	11/7/2026
205	Cyber-Seniors	Cyber-Seniors Connected Communities - California PSA 25	Los Angeles	\$129,393	\$36,204	\$36,204	5/7/2024	11/7/2026
206	Cyber-Seniors	Cyber-Seniors Connected Communities - California PSA 3	Statewide	\$85,960			5/7/2024	11/7/2026
207	Cyber-Seniors	Cyber-Seniors Connected Communities - California PSA 30	Stanislaus	\$85,410		\$21,353	5/7/2024	11/7/2026
208	Cyber-Seniors	Cyber-Seniors Connected Communities - California PSA 31	Merced	\$85,947	\$26,155	\$26,155	5/7/2024	11/7/2026

	Recipient	Project	Location	Grant Amount	Payments in 2025	Total Paid	Award Date	Completion Date or Expected
209	Cyber-Seniors	Cyber-Seniors Connected Communities - California PSA 4	Statewide	\$132,252		\$33,063	5/7/2024	11/7/2026
210	Cyber-Seniors	Cyber-Seniors Tech Training Workshops - Chinatown Service Center	Los Angeles	\$121,717	\$54,055	\$84,484	5/7/2024	11/7/2026
211	Delivering Innovation in Supportive Housing (DISH), a Project of Tides	DISH Supportive Housing Digital Literacy Program-Camelot	San Francisco	\$17,228		\$15,884	9/11/2020	2/23/2024
212	Delivering Innovation in Supportive Housing (DISH), a Project of Tides	DISH Supportive Housing Digital Literacy Program-Star	San Francisco	\$17,228		\$13,968	6/5/2020	12/12/2023
213	Dev/Mission	Community Technology Associate (CTA) Digital Literacy Program - Bayview/Hunters Point	San Francisco	\$34,965	\$23,116	\$23,116	4/3/2023	10/4/2025
214	Dev/Mission	Community Technology Associate (CTA) Digital Literacy Program - Hayes Valley/Fillmore	San Francisco	\$69,930	\$17,832	\$17,832	4/3/2023	10/4/2025
215	Dev/Mission	Community Technology Associate (CTA) Digital Literacy Program - Mission District	San Francisco	\$104,395	\$30,381	\$30,381	4/3/2023	10/4/2025
216	Dev/Mission	Community Technology Digital Literacy Program - Bayview	San Francisco	\$38,850			11/26/2025	6/16/2028
217	Dev/Mission	Community Technology Digital Literacy Program - Hayes Valley/Western Addition	San Francisco	\$58,275			11/26/2025	6/16/2028

	Recipient	Project	Location	Grant Amount	Payments in 2025	Total Paid	Award Date	Completion Date or Expected
218	Dev/Mission	Community Technology Digital Literacy Program - Mission	San Francisco	\$108,688			11/26/2025	6/16/2028
219	Digital Equity West	Proj_No_Hollywood1_91606	Los Angeles	\$100,050			7/24/2025	1/28/2028
220	Digital Equity West	Proj_No_Hollywood2_91601	Los Angeles	\$100,050			7/24/2025	1/28/2028
221	Digital Equity West	Proj_Pacoima_91331	Los Angeles	\$114,964	\$28,741	\$28,741	7/24/2025	1/28/2028
222	Digital Equity West	Proj_San Fernando_91340	Los Angeles	\$102,689			7/24/2025	1/28/2028
223	Digital Equity West	Proj_Sun Valley_91352	Los Angeles	\$100,050			7/24/2025	1/28/2028
224	Digital Equity West	Proj_Tujunga_91042	Los Angeles	\$75,176			7/24/2025	1/28/2028
225	Digital Equity West	Proj_Van Nuys1_91405	Los Angeles	\$100,052			7/24/2025	1/28/2028
226	Digital Equity West	Proj_Van Nuys2_91406	Los Angeles	\$100,050			7/24/2025	1/28/2028
227	digitalLIFT (formerly Community Tech Network or CTN)	East Bay Connected	Alameda	\$120,934	\$20,131	\$20,131	11/27/2024	6/4/2027
228	digitalLIFT (formerly Community Tech Network or CTN)	SF Digital Neighbor Program	San Francisco	\$89,184			11/26/2025	6/1/2028
229	digitalLIFT (formerly Community Tech Network or CTN)	Solano County	Solano	\$104,174	\$53,011	\$53,011	11/27/2024	6/4/2027
230	digitalLIFT (formerly Community Tech Network or CTN)	Solano County 2026	Solano	\$150,000			11/26/2025	6/1/2028
231	Disability Community Resource Center	Addressing the Digital Divide for People with Disabilities	Los Angeles	\$17,000			11/26/2025	6/2/2028
232	Disability Community Resource Center	Broadband Access for People with Disabilities	Los Angeles	\$3,500			11/26/2025	6/2/2028

	Recipient	Project	Location	Grant Amount	Payments in 2025	Total Paid	Award Date	Completion Date or Expected
233	EAH Inc.	100 Kings Circle-Cloverdale	Sonoma	\$24,505		\$18,700	6/3/2021	12/3/2023
234	EAH Inc.	100 Ned's Way-Tiburon	Marin	\$18,850		\$12,890	10/21/2021	4/21/2024
235	EAH Inc.	1000 El Camino Real (Gateway Santa Clara)	Santa Clara	\$27,095		\$27,070	9/23/2022	7/17/2024
236	EAH Inc.	1101 Carver Road (Archway Commons I)	Stanislaus	\$23,197	\$16,960	\$23,145	9/23/2022	1/15/2025
237	EAH Inc.	1275 South Winery Avenue (Summer Park)	Fresno	\$38,487		\$37,590	9/23/2022	8/31/2024
238	EAH Inc.	1535 W. San Carlos Street-San Jose	Santa Clara	\$24,505		\$20,397	6/3/2021	12/3/2023
239	EAH Inc.	16170 Monterey Road-Morgan Hill	Santa Clara	\$14,626		\$10,651	8/6/2021	12/1/2023
240	EAH Inc.	164 N San Pedro Road-San Rafael	Marin	\$22,620		\$15,319	6/3/2021	3/11/2024
241	EAH Inc.	1777 Newbury Drive-San Jose	Santa Clara	\$24,505		\$24,437	6/3/2021	12/3/2023
242	EAH Inc.	235 E. Dunne Avenue-Morgan Hill	Santa Clara	\$14,703		\$7,690	6/3/2021	12/3/2023
243	EAH Inc.	2738 Kollmar Avenue (Taylor Oaks)	Santa Clara	\$30,740		\$30,740	9/23/2022	7/31/2024
244	EAH Inc.	355 Race Street-San Jose	Santa Clara	\$24,505		\$24,505	6/3/2021	12/3/2023
245	EAH Inc.	37 Miwok Way-Mill Valley	Marin	\$18,850		\$8,148	10/21/2021	4/15/2024
246	EAH Inc.	4838 East Laurel Ave. (Arbor Court)	Fresno	\$15,480	\$8,501	\$14,693	9/23/2022	11/21/2024
247	EAH Inc.	500 W. Linwood Ave Phase I (Avena Bella I)	Stanislaus	\$23,180	\$9,503	\$20,040	9/23/2022	12/1/2024
248	EAH Inc.	500 W. Linwood Ave Phase II (Avena Bella II)	Stanislaus	\$23,180	\$11,797	\$20,076	9/23/2022	1/31/2025
249	EAH Inc.	5004 Hartnett Ave. (Crescent Park)	Contra Costa	\$38,560	\$23,136	\$38,560	9/23/2022	1/30/2025

	Recipient	Project	Location	Grant Amount	Payments in 2025	Total Paid	Award Date	Completion Date or Expected
250	EAH Inc.	5450 DeMarcus Blvd. (Camellia Place)	Alameda	\$38,587	\$22,042	\$34,389	9/23/2022	12/10/2024
251	EAH Inc.	600 A Street P.O. Box 1055-Pt. Reyes Station	Marin	\$9,048		\$7,163	6/3/2021	12/3/2023
252	EAH Inc.	605 Willow Road-Menlo Park	Santa Clara	\$22,243		\$12,946	10/21/2021	4/21/2024
253	EAH Inc.	638 21st Street -Oakland	Alameda	\$18,773		\$12,691	8/6/2021	1/24/2024
254	EAH Inc.	875 N. 10th Street (Cornerstone at Japantown)	Santa Clara	\$30,740		\$30,715	9/23/2022	7/31/2024
255	EAH Inc.	990 College Ave.-St. Helena	Sonoma	\$24,505		\$9,483	6/3/2021	12/3/2023
256	EAH Inc.	Eastern Park Apartments Digital Literacy	San Francisco	\$19,856		\$14,638	6/3/2021	12/31/2023
257	EAH Inc.	Estrella Vista	Alameda	\$24,505		\$19,827	9/11/2020	3/11/2024
258	EAH Inc.	Fellowship Plaza	Santa Clara	\$24,505		\$24,505	9/11/2020	3/1/2023
259	EAH Inc.	Mackey Terrace	Marin	\$18,850		\$15,850	9/11/2020	1/10/2024
260	EAH Inc.	Markham Plaza I	Santa Clara	\$24,505		\$20,580	9/11/2020	2/5/2024
261	EAH Inc.	Markham Plaza II	Santa Clara	\$24,505		\$19,625	9/11/2020	2/5/2024
262	EAH Inc.	Town Park Towers Digital Literacy	Santa Clara	\$19,856		\$15,368	6/3/2021	9/29/2022
263	EAH Inc.	Western Park Apartments Digital Literacy	San Francisco	\$19,856		\$13,766	6/3/2021	12/31/2023
264	Easter Seals Southern California, Inc.	Sustainable Digital Literacy for Individuals with Disabilities	Los Angeles, Riverside, Imperial	\$145,500			11/26/2025	6/17/2028
265	Eastmont Community Center	Digital Skills for Life (DS4L)	Los Angeles	\$76,320			11/26/2025	6/1/2028

	Recipient	Project	Location	Grant Amount	Payments in 2025	Total Paid	Award Date	Completion Date or Expected
266	Economic Development Collaborative - Ventura County	EDC DL - Lompoc	Santa Barbara	\$149,998			11/26/2025	6/15/2028
267	Economic Development Collaborative - Ventura County	EDC DL - Moorpark	Ventura	\$149,875			11/26/2025	6/15/2028
268	Economic Development Collaborative - Ventura County	EDC DL - Ojai	Ventura	\$94,850			11/26/2025	6/15/2028
269	Economic Development Collaborative - Ventura County	EDC DL - Oxnard	Ventura	\$149,863			11/26/2025	6/15/2028
270	Economic Development Collaborative - Ventura County	EDC DL - Santa Paula	Ventura	\$124,806			11/26/2025	6/15/2028
271	Eden Housing, Inc.	Alameda	Alameda	\$44,715			5/28/2025	12/17/2027
272	Eden Housing, Inc.	Alta Mira Family	Alameda	\$27,619		\$24,796	7/12/2019	3/31/2023
273	Eden Housing, Inc.	Ashland Village	Alameda	\$31,419		\$15,577	7/12/2019	3/31/2023
274	Eden Housing, Inc.	Cambrian Center	Santa Clara	\$34,143		\$20,963	7/12/2019	3/31/2023
275	Eden Housing, Inc.	Central	Contra Costa	\$48,335	\$12,909	\$12,909	9/23/2022	4/4/2025
276	Eden Housing, Inc.	Central	Alameda	\$48,335			5/28/2025	12/17/2027
277	Eden Housing, Inc.	Contra Costa	Contra Costa	\$44,800			5/28/2025	12/17/2027
278	Eden Housing, Inc.	East Bluff	Contra Costa	\$30,965		\$17,409	7/12/2019	3/31/2023
279	Eden Housing, Inc.	Eden Issei Terrace	Alameda	\$25,023		\$20,574	7/12/2019	3/31/2023
280	Eden Housing, Inc.	Eden Lodge	Alameda	\$32,554		\$17,858	7/12/2019	3/31/2023

	Recipient	Project	Location	Grant Amount	Payments in 2025	Total Paid	Award Date	Completion Date or Expected
281	Eden Housing, Inc.	Eden Palms	Santa Clara	\$48,217		\$15,982	7/12/2019	3/31/2023
282	Eden Housing, Inc.	Estabrook Place	Alameda	\$17,933		\$12,097	7/12/2019	3/31/2023
283	Eden Housing, Inc.	Ford Road Plaza	Santa Clara	\$29,376		\$11,230	7/12/2019	3/31/2023
284	Eden Housing, Inc.	Fremont	Alameda	\$55,836	\$37,533	\$37,533	9/23/2022	4/4/2025
285	Eden Housing, Inc.	Fremont	Alameda	\$55,836			5/28/2025	12/17/2027
286	Eden Housing, Inc.	Hayward	Alameda	\$65,392	\$32,278	\$32,278	9/23/2022	4/4/2025
287	Eden Housing, Inc.	North Bay	Marin	\$49,958	\$14,765	\$14,765	9/23/2022	4/4/2025
288	Eden Housing, Inc.	North Bay	Marin, Solano	\$49,958			5/28/2025	12/17/2027
289	Eden Housing, Inc.	Peninsula	San Mateo	\$41,189			5/28/2025	12/17/2027
290	Eden Housing, Inc.	Rivertown Place	Contra Costa	\$25,732		\$14,346	7/12/2019	3/31/2023
291	Eden Housing, Inc.	San Diego	San Diego	\$78,760	\$6,647	\$6,647	9/23/2022	4/4/2025
292	Eden Housing, Inc.	San Jose	Santa Clara	\$40,645	\$15,946	\$15,946	9/23/2022	4/4/2025
293	Eden Housing, Inc.	San Jose	Santa Clara	\$40,645			5/28/2025	12/17/2027
294	Eden Housing, Inc.	Tri-Valley	Alameda	\$64,707	\$24,539	\$24,539	9/23/2022	4/4/2025
295	Eden Housing, Inc.	Virginia Lane	Contra Costa	\$30,057		\$19,233	7/12/2019	3/31/2023
296	Empowering Success now Also Known As Inland Empire Institute of Business and Technology	Bilingual Digital Literacy	San Bernardino	\$78,397		\$78,397	12/31/2018	6/30/2022

	Recipient	Project	Location	Grant Amount	Payments in 2025	Total Paid	Award Date	Completion Date or Expected
297	Empowering Success now Also Known As Inland Empire Institute of Business and Technology	Bilingual Digital Literacy Program	San Bernardino	\$149,836			11/27/2024	6/17/2027
298	EngAGE, Inc. (formerly More than Shelter for Seniors)	EngAGE in Digital Literacy - Cotton's Point Senior Apartments	Orange	\$11,608		\$5,983	6/5/2020	8/22/2023
299	EngAGE, Inc. (formerly More than Shelter for Seniors)	EngAGE in Digital Literacy - Olivera Senior Apartments	Los Angeles	\$12,372	\$1,012	\$6,196	6/5/2020	1/27/2023
300	EngAGE, Inc. (formerly More than Shelter for Seniors)	EngAGE in Technology	Los Angeles	\$15,272	\$9,832	\$15,265	9/11/2020	12/2/2024
301	EngAGE, Inc. (formerly More than Shelter for Seniors)	EngAGE in Technology (Long Beach Senior Arts Colony)	Los Angeles	\$14,889	\$6,352	\$10,933	9/11/2020	9/24/2023
302	Episcopal Community Services of San Francisco	1180 4th Street: Digital Literacy in Supportive Housing	San Francisco	\$14,180		\$7,692	7/12/2019	7/31/2023
303	Episcopal Community Services of San Francisco	Auburn and Minna-Lee: Digital Literacy in Supportive Housing	San Francisco	\$10,635		\$8,828	7/12/2019	7/31/2023
304	Episcopal Community Services of San Francisco	The Alder: Digital Literacy in Supportive Housing	San Francisco	\$15,953		\$10,957	7/12/2019	7/31/2023
305	Episcopal Community Services of San Francisco	The Crosby: Digital Literacy in Supportive Housing	San Francisco	\$17,725		\$7,619	7/12/2019	7/31/2023
306	Episcopal Community Services of San Francisco	The Elm: Digital Literacy in Supportive Housing	San Francisco	\$10,635		\$5,599	7/12/2019	7/31/2023
307	Episcopal Community Services of San Francisco	The Henry: Digital Literacy in Supportive Housing	San Francisco	\$14,180		\$7,441	7/12/2019	7/31/2023
308	Episcopal Community Services of San Francisco	The Mentone: Digital Literacy in Supportive Housing	San Francisco	\$14,180		\$5,676	7/12/2019	7/31/2023
309	Episcopal Community Services of San Francisco	The Rose and Hillsdale: Digital Literacy in Supportive Housing	San Francisco	\$7,090		\$6,475	7/12/2019	7/31/2023

	Recipient	Project	Location	Grant Amount	Payments in 2025	Total Paid	Award Date	Completion Date or Expected
310	EveryoneOn	Digital Connections - Central, East, and South Los Angeles	Los Angeles	\$175,564			7/24/2025	2/11/2028
311	EveryoneOn	Digital Connections - South Bay & Gateway Cities	Los Angeles	\$132,770			5/28/2025	12/9/2027
312	EveryoneOn	Digital Connections Bay Area	Alameda, Contra Costa	\$87,750	\$64,163	\$64,163	4/3/2023	12/31/2024
313	EveryoneOn	Digital Connections Bay Area	Santa Clara	\$117,770	\$44,990	\$44,990	11/16/2023	5/30/2026
314	EveryoneOn	Digital Connections Central Los Angeles	Los Angeles	\$87,115	\$41,928	\$41,928	4/3/2023	10/4/2025
315	EveryoneOn	Digital Connections in Southeast Los Angeles (Los Angeles County)	Los Angeles	\$138,112	\$16,087	\$16,087	5/7/2024	11/15/2026
316	EveryoneOn	Digital Connections in the San Fernando Valley (Los Angeles County)	Los Angeles	\$101,140	\$32,042	\$32,042	5/7/2024	11/15/2026
317	EveryoneOn	Digital Connections in the San Gabriel Valley (Los Angeles County)	Los Angeles	\$101,140	\$21,601	\$21,601	5/7/2024	11/15/2026
318	EveryoneOn	Digital Connections Los Angeles	Los Angeles	\$83,825	\$43,496	\$70,020	4/3/2023	12/31/2024
319	EveryoneOn	Digital Connections, Alameda County	Alameda	\$108,203			11/26/2025	6/3/2028
320	EveryoneOn	Digital Connections, Fresno County	Fresno	\$91,280			11/26/2025	6/3/2028
321	EveryoneOn	Digital Connections, Kern County (North)	Kern	\$101,459			11/26/2025	6/3/2028
322	EveryoneOn	Digital Connections, Kern County (South)	Kern	\$101,459			11/26/2025	6/3/2028
323	EveryoneOn	Digital Connections, LA San Fernando Valley	Los Angeles	\$120,636			11/26/2025	6/3/2028
324	EveryoneOn	Digital Connections, San Francisco County	San Francisco	\$108,203			11/26/2025	6/3/2028

	Recipient	Project	Location	Grant Amount	Payments in 2025	Total Paid	Award Date	Completion Date or Expected
325	EveryoneOn	Digital Connections, Santa Clara County	Santa Clara	\$108,203			11/26/2025	6/3/2028
326	EveryoneOn	Digital Connections, Tulare County	Tulare	\$60,252			11/26/2025	6/3/2028
327	EveryoneOn	EveryoneOn Call Center	Los Angeles	\$70,300			4/3/2023	10/4/2025
328	EveryoneOn	EveryoneON East Bay DL	Alameda	\$97,827	\$5,674	\$5,674	11/27/2024	6/13/2027
329	EveryoneOn	Fresno County EveryoneON DL	Fresno	\$80,370	\$4,479	\$4,479	11/27/2024	6/12/2027
330	EveryoneOn	Kern County EveryoneON DL	Kern	\$128,173	\$4,959	\$4,959	11/27/2024	6/13/2027
331	EveryoneOn	Opportunity Connect	Santa Clara	\$33,615		\$20,575	9/11/2020	2/29/2024
332	EveryoneOn	Opportunity Connect	Los Angeles	\$32,154		\$30,701	6/3/2021	3/3/2024
333	EveryoneOn	Opportunity Connect	Los Angeles	\$33,615		\$33,027	9/11/2020	3/11/2024
334	EveryoneOn	Opportunity Connect	Ventura	\$28,936		\$23,927	6/5/2020	4/30/2024
335	EveryoneOn	Opportunity Connection	San Joaquin	\$32,888		\$24,367	12/31/2019	12/31/2023
336	EveryoneOn	San Mateo County EveryoneON DL	San Mateo	\$97,827	\$4,562	\$4,562	11/27/2024	6/13/2027
337	Familias Empoderadas del Valle Central	Digital Navigators: Familias Empoderadas del Valle Central	Fresno	\$149,675			5/28/2025	1/3/2028
338	Felton Institute dba Family Service Agency of San Francisco	Expanding Digital Literacy for the Aging	San Francisco	\$71,764	\$43,974	\$46,434	6/3/2021	10/31/2023
339	Felton Institute dba Family Service Agency of San Francisco	Expanding Digital Literacy for the Aging	San Francisco	\$99,653	\$97,173	\$97,173	9/23/2022	12/31/2024

	Recipient	Project	Location	Grant Amount	Payments in 2025	Total Paid	Award Date	Completion Date or Expected
340	Felton Institute dba Family Service Agency of San Francisco	The Tech Squad: Connecting Our Disconnected Seniors	San Francisco	\$99,715		\$91,368	10/19/2020	12/31/2022
341	First Community Housing	Access for All - Campbell	Santa Clara	\$25,233		\$10,594	12/31/2019	6/30/2023
342	First Community Housing	Access for All - Morgan Hill	Santa Clara	\$27,503		\$10,314	12/31/2019	6/30/2023
343	First Community Housing	Access for All - Mountain View	Santa Clara	\$9,019		\$4,239	12/31/2019	6/30/2023
344	First Community Housing	Access for All - Redwood City	San Mateo	\$17,969		\$8,658	12/31/2019	6/30/2023
345	First Community Housing	Access for All - San Jose 1	Santa Clara	\$10,835		\$6,359	12/31/2019	6/30/2023
346	First Community Housing	Access for All - San Jose 2	Santa Clara	\$35,448		\$9,191	12/31/2019	6/30/2023
347	Fresno Economic Opportunities Commission	Access to Technology Program: Bridging Generations in Rural Communities	Fresno	\$150,000			5/28/2025	12/16/2027
348	Fresno Economic Opportunities Commission	Fresno Economic Opportunities Commission DL	Fresno	\$1,168,652			1/16/2025	8/12/2027
349	Geeks Without Frontiers	San Jose ON	Santa Clara	\$142,409	\$141,711	\$141,711	11/16/2023	11/12/2024
350	Geeks Without Frontiers	San Jose ON and Beyond - Project Families	Santa Clara	\$129,242	\$32,300	\$32,300	5/28/2025	12/23/2027
351	Geeks Without Frontiers	San Jose ON and Beyond - Project Un & Under Housed	Santa Clara	\$129,242	\$32,300	\$32,300	5/28/2025	12/23/2027
352	Geeks Without Frontiers	San Jose ON and Beyond - ReEntry	Santa Clara	\$129,242	\$32,300	\$32,300	5/28/2025	12/23/2027
353	Go Public Schools Fresno	Fresno Coalition for Digital Inclusion: Go Public Schools Fresno Project	Fresno	\$150,000			9/23/2022	4/24/2025
354	Goodwill of Silicon Valley	Digital Inclusion Program	Santa Clara	\$88,400		\$66,300	9/11/2020	9/11/2022

	Recipient	Project	Location	Grant Amount	Payments in 2025	Total Paid	Award Date	Completion Date or Expected
355	Goodwill of the San Francisco Bay	Goodwill San Francisco Bay DL	Alameda	\$130,036			11/27/2024	6/18/2027
356	Great Beginnings for Black Babies, Inc.	GBBB Healthy Mom's and Babies Program	Los Angeles	\$135,625		\$15,105	6/29/2023	2/7/2026
357	Great Harvest Community Center	Adelanto Elementary District	San Bernardino	\$75,300	\$58,522	\$70,425	9/23/2022	6/1/2024
358	Great Harvest Community Center	Alta Loma District	San Bernardino	\$74,350	\$58,477	\$70,380	9/23/2022	6/1/2024
359	Great Harvest Community Center	Apple Valley Unified District	San Bernardino	\$75,450	\$58,522	\$70,425	9/23/2022	6/1/2024
360	Great Harvest Community Center	ARPA_29Palms_92277	San Bernardino	\$73,062		\$11,800	11/16/2023	5/17/2026
361	Great Harvest Community Center	ARPA_Adelanto_92301	San Bernardino	\$28,567		\$4,825	11/16/2023	5/17/2026
362	Great Harvest Community Center	ARPA_Apple Valley_92307-08	San Bernardino	\$11,472		\$1,975	11/16/2023	5/17/2026
363	Great Harvest Community Center	ARPA_Barstow_92311	San Bernardino	\$23,815		\$4,025	11/16/2023	5/17/2026
364	Great Harvest Community Center	ARPA_Big Bear City_92314	San Bernardino	\$46,154		\$7,675	11/16/2023	5/17/2026
365	Great Harvest Community Center	ARPA_Big Bear Lk_92315	San Bernardino	\$19,927		\$3,300	11/16/2023	5/17/2026
366	Great Harvest Community Center	ARPA_Chino Hills_91709	San Bernardino	\$70,500		\$11,850	11/16/2023	5/17/2026
367	Great Harvest Community Center	ARPA_Chino_91710	San Bernardino	\$44,953		\$7,100	11/16/2023	5/17/2026
368	Great Harvest Community Center	ARPA_Colton_92324	San Bernardino	\$60,769		\$9,950	11/16/2023	5/17/2026
369	Great Harvest Community Center	ARPA_Fontana_92335	San Bernardino	\$66,590		\$11,850	11/16/2023	5/17/2026
370	Great Harvest Community Center	ARPA_Fontana_92336	San Bernardino	\$66,590		\$11,850	11/16/2023	5/17/2026

	Recipient	Project	Location	Grant Amount	Payments in 2025	Total Paid	Award Date	Completion Date or Expected
371	Great Harvest Community Center	ARPA_Fontana_92337	San Bernardino	\$66,590		\$11,850	11/16/2023	5/17/2026
372	Great Harvest Community Center	ARPA_Hesperia_92345	San Bernardino	\$69,276		\$11,850	11/16/2023	5/17/2026
373	Great Harvest Community Center	ARPA_Highland_92346	San Bernardino	\$59,317		\$9,550	11/16/2023	5/17/2026
374	Great Harvest Community Center	ARPA_LomaLinda_92354	San Bernardino	\$44,690		\$7,100	11/16/2023	5/17/2026
375	Great Harvest Community Center	ARPA_Montclair_91763	San Bernardino	\$49,176		\$8,250	11/16/2023	5/17/2026
376	Great Harvest Community Center	ARPA_Ontario_91761	San Bernardino	\$72,198		\$11,850	11/16/2023	5/17/2026
377	Great Harvest Community Center	ARPA_Ontario_91762	San Bernardino	\$72,198		\$11,850	11/16/2023	5/17/2026
378	Great Harvest Community Center	ARPA_Ontario_91764	San Bernardino	\$63,884		\$11,650	11/16/2023	5/17/2026
379	Great Harvest Community Center	ARPA_RanchoCuc_91701	San Bernardino	\$18,430		\$3,075	11/16/2023	5/17/2026
380	Great Harvest Community Center	ARPA_RanchoCuc_91730	San Bernardino	\$18,430		\$3,075	11/16/2023	5/17/2026
381	Great Harvest Community Center	ARPA_RanchoCuc_91737	San Bernardino	\$18,430		\$3,075	11/16/2023	5/17/2026
382	Great Harvest Community Center	ARPA_RanchoCuc_91739	San Bernardino	\$18,430		\$3,075	11/16/2023	5/17/2026
383	Great Harvest Community Center	ARPA_Redlands_92373	San Bernardino	\$72,198		\$11,850	11/16/2023	5/17/2026
384	Great Harvest Community Center	ARPA_Rialto_92376	San Bernardino	\$55,647		\$9,550	11/16/2023	5/17/2026
385	Great Harvest Community Center	ARPA_Rialto_92377	San Bernardino	\$55,647		\$9,550	11/16/2023	5/17/2026
386	Great Harvest Community Center	ARPA_Snbrndo_92404	San Bernardino	\$43,090		\$9,550	11/16/2023	5/17/2026

	Recipient	Project	Location	Grant Amount	Payments in 2025	Total Paid	Award Date	Completion Date or Expected
387	Great Harvest Community Center	ARPA_Snbrndo_92405	San Bernardino	\$55,866		\$7,450	11/16/2023	5/17/2026
388	Great Harvest Community Center	ARPA_Snbrndo_92407	San Bernardino	\$55,866		\$9,550	11/16/2023	5/17/2026
389	Great Harvest Community Center	ARPA_Snbrndo_92408	San Bernardino	\$55,866		\$9,550	11/16/2023	5/17/2026
390	Great Harvest Community Center	ARPA_Snbrndo_92411	San Bernardino	\$55,866		\$9,550	11/16/2023	5/17/2026
391	Great Harvest Community Center	ARPA_Upland_91784	San Bernardino	\$29,647		\$5,000	11/16/2023	5/17/2026
392	Great Harvest Community Center	ARPA_Upland_91786	San Bernardino	\$29,447		\$5,000	11/16/2023	5/17/2026
393	Great Harvest Community Center	ARPA_Victorville_92392	San Bernardino	\$40,462		\$7,350	11/16/2023	5/17/2026
394	Great Harvest Community Center	ARPA_Victorville_92394	San Bernardino	\$39,462		\$7,250	11/16/2023	5/17/2026
395	Great Harvest Community Center	ARPA_Yucaipa_92399	San Bernardino	\$58,305		\$10,550	11/16/2023	5/17/2026
396	Great Harvest Community Center	ARPA_YuccaValley_92284	San Bernardino	\$52,315		\$9,550	11/16/2023	5/17/2026
397	Great Harvest Community Center	Barstow Unified District	San Bernardino	\$76,440		\$11,903	9/23/2022	4/3/2025
398	Great Harvest Community Center	Bear Valley Unified District	San Bernardino	\$75,450	\$58,622	\$70,525	9/23/2022	6/1/2024
399	Great Harvest Community Center	Central School District	San Bernardino	\$73,600	\$58,022	\$69,925	9/23/2022	6/1/2024
400	Great Harvest Community Center	Chaffey Joint Union High School	San Bernardino	\$74,600	\$58,572	\$70,475	9/23/2022	6/1/2024
401	Great Harvest Community Center	Chino Valley Unified District	San Bernardino	\$74,700	\$58,572	\$70,475	9/23/2022	6/1/2024
402	Great Harvest Community Center	Colton Joint Unified District	San Bernardino	\$73,400	\$58,142	\$70,045	9/23/2022	6/1/2024

	Recipient	Project	Location	Grant Amount	Payments in 2025	Total Paid	Award Date	Completion Date or Expected
403	Great Harvest Community Center	Cucamonga District	San Bernardino	\$74,400	\$58,507	\$70,410	9/23/2022	4/3/2025
404	Great Harvest Community Center	Etiwanda District	San Bernardino	\$74,050	\$58,337	\$70,240	9/23/2022	6/1/2024
405	Great Harvest Community Center	Fontana Unified District	San Bernardino	\$73,800	\$58,294	\$70,197	9/23/2022	6/1/2024
406	Great Harvest Community Center	Helendale District	San Bernardino	\$75,300	\$59,088	\$70,992	9/23/2022	4/3/2025
407	Great Harvest Community Center	Hesperia Unified District	San Bernardino	\$74,900	\$58,522	\$70,425	9/23/2022	6/1/2024
408	Great Harvest Community Center	Lucerne Valley Un District	San Bernardino	\$75,400	\$59,122	\$71,025	9/23/2022	6/1/2024
409	Great Harvest Community Center	Morongo Unified District	San Bernardino	\$77,200	\$58,722	\$70,625	9/23/2022	6/1/2024
410	Great Harvest Community Center	Mountain View District	San Bernardino	\$74,400	\$58,322	\$70,225	9/23/2022	6/1/2024
411	Great Harvest Community Center	Ontario-Montclair District	San Bernardino	\$74,350	\$59,475	\$71,379	9/23/2022	6/15/2024
412	Great Harvest Community Center	Oro Grande District	San Bernardino	\$75,000	\$58,622	\$70,525	9/23/2022	6/1/2024
413	Great Harvest Community Center	Redlands Unified District	San Bernardino	\$74,050	\$58,422	\$70,325	9/23/2022	6/15/2024
414	Great Harvest Community Center	Rialto Unified District	San Bernardino	\$73,100	\$59,150	\$71,053	9/23/2022	6/1/2024
415	Great Harvest Community Center	Rim of World Un District	San Bernardino	\$74,550	\$58,522	\$70,425	9/23/2022	6/1/2024
416	Great Harvest Community Center	San Bernardino City Un District	San Bernardino	\$73,200	\$58,746	\$70,649	9/23/2022	6/15/2024
417	Great Harvest Community Center	SBVC Valley College CalWORKs	San Bernardino	\$81,700		\$78,111	9/23/2022	6/29/2024
418	Great Harvest Community Center	Silver Valley Unified District	San Bernardino	\$76,100	\$58,522	\$70,425	9/23/2022	6/1/2024

	Recipient	Project	Location	Grant Amount	Payments in 2025	Total Paid	Award Date	Completion Date or Expected
419	Great Harvest Community Center	Snowline Joint Unified District	San Bernardino	\$74,000	\$59,150	\$71,053	9/23/2022	6/1/2024
420	Great Harvest Community Center	Upland Unified District	San Bernardino	\$74,000	\$58,422	\$70,325	9/23/2022	6/1/2024
421	Great Harvest Community Center	Victor Elementary District	San Bernardino	\$75,000	\$58,622	\$70,525	9/23/2022	6/1/2024
422	Great Harvest Community Center	Victor Valley Joint Un District	San Bernardino	\$74,900	\$58,522	\$70,425	9/23/2022	6/1/2024
423	Great Harvest Community Center	Yucaipa-Calimesa Joint District	San Bernardino	\$74,450	\$58,522	\$70,425	9/23/2022	6/1/2024
424	Hamilton Families	Family Digital Literacy	Contra Costa	\$24,823		\$13,479	9/11/2020	11/30/2022
425	Hamilton Families	Family Digital Literacy	San Francisco	\$24,310		\$6,967	9/11/2020	9/20/2023
426	Hamilton Families	Family Digital Literacy	San Francisco	\$24,310		\$6,936	9/11/2020	9/20/2023
427	Hartnell College	Digital Literacy in Castroville	Monterey	\$60,402		\$39,234	12/31/2018	7/30/2022
428	Hartnell College	Digital Literacy in King City	Monterey	\$59,127		\$57,059	12/31/2018	6/30/2023
429	HomeRise (Community Housing Partnership)	Hotel Essex: Digital Literacy in Supportive Housing	San Francisco	\$14,180		\$2,491	7/3/2020	6/24/2024
430	HomeRise (Community Housing Partnership)	The Senator Hotel: Digital Literacy in Supportive Housing	San Francisco	\$14,180		\$1,989	6/5/2020	6/24/2024
431	Housing Authority of the City of Fresno	Senior Bridges at Florence	Fresno	\$30,600			5/7/2024	11/13/2026
432	Housing Authority of the City of Fresno	Senior Linnaea Villas	Fresno	\$30,670			5/7/2024	11/13/2026
433	Housing Authority of the City of Fresno	Senior Marion Villas	Fresno	\$30,670			5/7/2024	11/13/2026
434	Housing Authority of the City of Fresno	Southeast Cedar Courts	Fresno	\$57,598	\$40,246	\$40,246	4/3/2023	10/10/2025
435	Housing Authority of the City of Fresno	Southwest Fresno - Legacy Commons	Fresno	\$57,598	\$40,697	\$40,697	4/3/2023	10/10/2025

	Recipient	Project	Location	Grant Amount	Payments in 2025	Total Paid	Award Date	Completion Date or Expected
436	Housing Authority of the City of Fresno	Tech Camp Senior Edition - County West	Fresno	\$48,275	\$25,197	\$25,197	4/3/2023	10/10/2025
437	Housing Authority of the City of Fresno	Youth Mariposa Commons	Fresno	\$34,420			5/7/2024	11/13/2026
438	Housing Authority of the City of Fresno	Youth Parc Grove Commons	Fresno	\$88,285			5/7/2024	11/13/2026
439	Housing Authority of the City of Fresno	Youth Solivita Commons	Fresno	\$34,420			5/7/2024	11/13/2026
440	Human Good: Piedmont Gardens	Piedmont Gardens Digital Literacy	Alameda	\$13,643		\$3,362	7/9/2020	1/9/2024
441	human-I-T	human-I-T Connect	Statewide	\$750,525		\$750,525	9/17/2019	12/31/2020
442	human-I-T	human-I-T Connect	Statewide	\$708,560		\$708,560	6/3/2021	6/3/2023
443	human-I-T	human-I-T Connect (130 Pine Ave)	Los Angeles	\$68,138		\$27,695	9/27/2019	12/31/2026
444	human-I-T	human-I-T Connect (200 Spring St.)	Los Angeles	\$68,138		\$27,695	9/27/2019	12/31/2026
445	human-I-T	human-I-T Connect (4525 Sheila St.)	Los Angeles	\$68,138		\$27,695	9/27/2019	12/31/2026
446	human-I-T	Human-I-T Connect Los Angeles County	Los Angeles	\$2,050,000			4/27/2023	12/31/2026
447	iFoster, Inc.	Digital Literacy for Foster Youth	Statewide	\$539,247		\$221,700	2/27/2020	8/27/2023
448	Inglewood Public Library - Children's Services	Inglewood Public Library Digital Literacy Project	Los Angeles	\$19,412		\$19,412	12/31/2018	6/1/2021
449	International Children Assistance Network	California Get Connected Collaborative - ICAN	Santa Clara	\$1,680			9/23/2022	3/30/2025
450	International Children Assistance Network	California Get Connected Collaborative - ICAN (1)	Santa Clara	\$87,899	\$43,636	\$43,636	9/23/2022	3/30/2026
451	International Rescue Committee - San Jose Office	Digital Literacy for New Americans: Digital Inclusion for School and Careers (DISC)	Santa Clara	\$110,841	\$92,612	\$92,612	4/3/2023	4/10/2025

	Recipient	Project	Location	Grant Amount	Payments in 2025	Total Paid	Award Date	Completion Date or Expected
452	International Rescue Committee in Oakland	International Rescue Committee in Oakland DL	Alameda	\$227,318			1/16/2025	8/13/2027
453	Iranian American Cultural & Educational Center	Digital Age Skills Building Program	Sacramento	\$149,966	\$37,091	\$37,091	11/27/2024	6/12/2027
454	Korean Resource Center (KRC)	Korean Resource Center (KRC) Digital Empowerment Program	Los Angeles	\$149,950	\$17,931	\$17,931	5/7/2024	11/20/2026
455	LA United Methodist Urban Foundation	Kid City Hope Place Digital Literacy Program	Los Angeles	\$149,949	\$37,420	\$37,420	5/7/2024	11/22/2026
456	Library Foundation of Los Angeles	Cybernauts at LAPL	Los Angeles	\$97,750		\$97,750	7/12/2019	12/31/2022
457	Library Foundation of Los Angeles	Cybernauts at the Los Angeles Public Library	Los Angeles	\$125,000			11/26/2025	6/4/2028
458	Loaves, Fishes & Computers	Loaves, Fishes & Computers: Advancing the Community with Digital Equity	Monterey	\$139,999	\$78,610	\$112,197	11/16/2023	6/12/2026
459	Los Angeles County Office of Education	Equitable Communities: Digital Literacy in a Technical Society - Hawthorne	Los Angeles	\$160,063	\$72,667	\$72,667	6/20/2024	1/10/2027
460	Los Angeles County Office of Education	Equitable Communities: Digital Literacy in a Technical Society - Lancaster	Los Angeles	\$160,063	\$72,667	\$72,667	6/20/2024	1/10/2027
461	Los Promotores Comunitarios	Digital Navigators: Los Promotores Comunitarios	Fresno	\$149,675			5/28/2025	12/25/2027
462	Lutheran Social Services (LSS) of Northern California	Mosaica Family Apts: Improving Lives Through Digital Literacy and Access	San Francisco	\$23,992	\$16,930	\$22,928	9/11/2020	9/20/2024
463	Lutheran Social Services (LSS) of Northern California	Transition Age Youth Digital Literacy and Job Readiness Training in Sacramento	Sacramento	\$11,230	\$9,050	\$9,050	9/11/2020	4/30/2023
464	Madera Coalition for Community Justice	Digital Navigators: Madera Coalition for Community Justice	Madera	\$149,675			5/28/2025	12/10/2027

	Recipient	Project	Location	Grant Amount	Payments in 2025	Total Paid	Award Date	Completion Date or Expected
465	Match2Hire	Solano Equity Digital Literacy Expansion	Solano	\$96,500			5/28/2025	11/29/2027
466	Mental Health Association of San Francisco (MHASF)	Tech@Hand	San Francisco	\$21,455			5/28/2025	11/29/2027
467	Mission Economic Development Agency	Equitable Access and Inclusion: Latino LMI Community Digital Literacy Project	San Francisco	\$149,999	\$60,764	\$60,764	5/7/2024	12/3/2026
468	Monterey Bay Economic Partnership	Digital Navigators: MBEP	Monterey	\$149,975			11/26/2025	6/4/2028
469	Monument Impact	Conectate y Avanza (Connect and Advance)	Contra Costa	\$84,297		\$82,967	12/31/2018	12/15/2019
470	Monument Impact	Conectate y Avanza (Connect and Advance)	Contra Costa	\$74,803		\$70,135	6/5/2020	9/30/2021
471	Nevada County Community Library	Public Access Upgrade - Penn Valley Library	Nevada	\$23,152		\$22,654	12/31/2018	6/30/2022
472	Nevada County Community Library	Public Access Upgrade - Truckee Library	Nevada	\$19,403		\$18,667	12/31/2018	6/30/2022
473	Nevada County Community Library	Public Access Upgrade, Grass Valley Library	Nevada	\$23,152		\$20,589	12/31/2018	6/30/2022
474	Nevada County Community Library	Public Access Upgrade, Madelyn Helling Library	Nevada	\$20,075		\$19,552	12/31/2018	6/30/2022
475	Newstart Housing Corporation	Internet for all in Housing Project	Los Angeles	\$99,502	\$25,250	\$75,250	9/23/2022	10/31/2024
476	Newstart Housing Corporation	Southeast Los Angeles Call Center Project	Los Angeles	\$100,000	\$25,000	\$25,000	11/27/2024	6/3/2027
477	Nu Communications Alliance	Digital Literacy Project	Inyo	\$27,030	\$12,323	\$19,080	6/29/2023	1/30/2026
478	Oakland Adult and Career Education (OACE)	Mobile Classroom - Oakland Adult and Career Education (OACE)	Alameda	\$8,883		\$6,662	12/31/2018	9/30/2022

	Recipient	Project	Location	Grant Amount	Payments in 2025	Total Paid	Award Date	Completion Date or Expected
479	Oakland Adult and Career Education (OACE)	Oakland Adult and Career Learning (OACE) - Digital Literacy Instruction	Alameda	\$41,799			11/16/2023	6/7/2026
480	Oakland Tech Exchange	Tech Exchange: Call Center Broadband Signups - Alameda County	Alameda	\$134,250	\$131,750	\$131,750	12/14/2023	6/19/2026
481	Oakland Tech Exchange	Tech Exchange: Call Center Broadband Signups - Contra Costa County	Contra Costa	\$93,250			12/14/2023	6/19/2026
482	Oakland Tech Exchange	Tech Exchange: Call Center Broadband Signups - San Francisco County	San Francisco	\$72,750			12/14/2023	6/19/2026
483	Oakland Tech Exchange	Tech Exchange: Call Center Broadband Signups - San Mateo County	San Mateo	\$72,750			12/14/2023	6/19/2026
484	Oakland Tech Exchange	Tech Exchange: Call Center Broadband Signups - Santa Clara County	Santa Clara	\$113,750			12/14/2023	6/19/2026
485	Oakland Tech Exchange	Tech Exchange: Call Center Broadband Signups - Solano County	Solano	\$93,250			12/14/2023	6/19/2026
486	Oakland Tech Exchange	Tech Exchange: Digital Literacy - Alameda County Housing Sites	Alameda	\$104,395	\$3,018	\$99,327	12/14/2023	10/31/2024
487	Oakland Tech Exchange	Tech Exchange: Digital Literacy - Alameda County Libraries	Alameda	\$104,395	\$33,594	\$98,898	12/14/2023	10/31/2024
488	Oakland Tech Exchange	Tech Exchange: Digital Literacy - Intermediate & Remote Workshops	Greater Bay Area	\$95,400			11/27/2024	6/19/2027
489	Oakland Tech Exchange	Tech Exchange: Digital Literacy - San Mateo County Housing Sites	San Mateo	\$104,395	\$78,901	\$104,395	12/14/2023	6/19/2026

	Recipient	Project	Location	Grant Amount	Payments in 2025	Total Paid	Award Date	Completion Date or Expected
490	Oakland Tech Exchange	Tech Exchange: Digital Literacy - San Mateo County Libraries	San Mateo	\$104,395	\$86,395	\$104,395	12/14/2023	6/19/2026
491	Oakland Tech Exchange	Tech Exchange: Digital Literacy - Solano County Housing Sites	Solano	\$104,395	\$32,024	\$103,029	12/14/2023	10/31/2024
492	Oakland Tech Exchange	Tech Exchange: Digital Literacy - Solano County Libraries	Solano	\$104,395	\$64,395	\$104,395	12/14/2023	6/19/2026
493	Oakland Tech Exchange	Tech Exchange: Oakland Broadband Access at the TechHub 2023-24	Alameda	\$150,000		\$149,915	12/14/2023	8/31/2024
494	Oakland Tech Exchange	Tech Exchange: Oakland Broadband Access at the TechHub 2024-25	Alameda	\$150,000	\$75,582	\$75,582	11/27/2024	6/19/2027
495	Oakland Tech Exchange	TEx: Alameda Co/ Libraries DL - English	Alameda	\$104,395	\$26,095	\$26,095	11/27/2024	6/19/2027
496	Oakland Tech Exchange	TEx: Alameda Co/ Libraries DL - Other	Alameda	\$104,395	\$26,095	\$26,095	11/27/2024	6/19/2027
497	Oakland Tech Exchange	TEx: Alameda Co/ Libraries DL - Spanish	Alameda	\$104,395	\$26,095	\$26,095	11/27/2024	6/19/2027
498	Oakland Tech Exchange	TEx: Alameda Co/ Nonprofit Partner Sites DL	Alameda	\$104,395	\$26,095	\$26,095	11/27/2024	12/16/2025
499	Oakland Tech Exchange	TEx: Alameda Co/ Oakland School Sites DL - English	Alameda	\$104,395	\$26,095	\$26,095	11/27/2024	6/19/2027
500	Oakland Tech Exchange	TEx: Alameda Co/ Oakland School Sites DL - Spanish & Other	Alameda	\$104,395	\$26,095	\$26,095	11/27/2024	6/19/2027
501	Oakland Tech Exchange	TEx: Alameda Co/ Oakland TechHub DL - English	Alameda	\$104,395	\$26,095	\$26,095	11/27/2024	6/19/2027
502	Oakland Tech Exchange	TEx: Alameda Co/ Oakland TechHub DL - Other	Alameda	\$104,395	\$26,095	\$26,095	11/27/2024	6/19/2027

	Recipient	Project	Location	Grant Amount	Payments in 2025	Total Paid	Award Date	Completion Date or Expected
503	Oakland Tech Exchange	TEx: Alameda Co/ Oakland TechHub DL - Spanish	Alameda	\$104,395	\$26,095	\$26,095	11/27/2024	6/19/2027
504	Oakland Tech Exchange	TEx: Alameda Co/ Public Housing Sites DL	Alameda	\$104,395	\$26,095	\$26,095	11/27/2024	6/19/2027
505	Oakland Tech Exchange	TEx: Contra Costa Co - East/ Nonprofit Partner Sites DL	Contra Costa	\$104,395	\$26,095	\$26,095	11/27/2024	6/19/2027
506	Oakland Tech Exchange	TEx: Contra Costa Co - West/ Nonprofit Partner Sites DL	Contra Costa	\$104,395	\$26,095	\$26,095	11/27/2024	6/19/2027
507	Oakland Tech Exchange	TEx: Contra Costa Co/ Libraries DL - English	Contra Costa	\$104,395	\$26,095	\$26,095	11/27/2024	6/19/2027
508	Oakland Tech Exchange	TEx: Contra Costa Co/ Libraries DL - Spanish & Other	Contra Costa	\$104,395	\$26,095	\$26,095	11/27/2024	6/19/2027
509	Oakland Tech Exchange	TEx: Contra Costa Co/ School Sites DL - English	Contra Costa	\$104,395	\$26,095	\$26,095	11/27/2024	6/19/2027
510	Oakland Tech Exchange	TEx: Contra Costa Co/ School Sites DL - Spanish & Other	Contra Costa	\$104,395	\$26,095	\$26,095	11/27/2024	6/19/2027
511	Oakland Tech Exchange	TEx: San Francisco/ Libraries DL - English	San Francisco	\$104,395	\$26,095	\$26,095	11/27/2024	6/19/2027
512	Oakland Tech Exchange	TEx: San Francisco/ Libraries DL - Spanish	San Francisco	\$104,395	\$26,095	\$26,095	11/27/2024	6/19/2027
513	Oakland Tech Exchange	TEx: San Francisco/ Nonprofit Partner Sites DL	San Francisco	\$104,395	\$26,095	\$26,095	11/27/2024	6/19/2027
514	Oakland Tech Exchange	TEx: San Mateo Co/ DL - English	San Mateo	\$104,395	\$26,095	\$26,095	11/27/2024	6/19/2027
515	Oakland Tech Exchange	TEx: San Mateo Co/ DL - Spanish & Other	San Mateo	\$104,395	\$26,095	\$26,095	11/27/2024	6/19/2027
516	Oakland Tech Exchange	TEx: Santa Clara Co/ Other Cities DL	Santa Clara	\$104,395	\$26,095	\$26,095	11/27/2024	6/19/2027
517	Oakland Tech Exchange	TEx: Santa Clara Co/ San Jose DL	Santa Clara	\$104,395	\$26,095	\$26,095	11/27/2024	6/19/2027
518	Oakland Tech Exchange	TEx: Solano Co/ DL - English	Solano	\$104,395	\$26,095	\$26,095	11/27/2024	6/19/2027

	Recipient	Project	Location	Grant Amount	Payments in 2025	Total Paid	Award Date	Completion Date or Expected
519	Oakland Tech Exchange	TEEx: Solano Co/ DL - Spanish & Other	Solano	\$104,395	\$26,095	\$26,095	11/27/2024	6/19/2027
520	Oakland Technology and Education Center	Leveling Up: Storytelling through Games, AI, & AR (A Community, Public School, and Public Library Collaboration)	Alameda, Contra Costa	\$67,489			11/27/2024	6/6/2027
521	Oakland Unified School District	Get Connected Oakland-OUSD District 1 High Schools	Alameda	\$8,737		\$5,833	7/12/2019	12/31/2020
522	Oakland Unified School District	Get Connected Oakland-OUSD District 2 High Schools	Alameda	\$9,854		\$7,953	7/12/2019	12/31/2020
523	Oakland Unified School District	Get Connected Oakland-OUSD District 3 High Schools	Alameda	\$3,172		\$2,377	7/12/2019	12/31/2020
524	Oakland Unified School District	Get Connected Oakland-OUSD District 5 High Schools	Alameda	\$47,655		\$36,738	12/31/2018	6/30/2020
525	Oakland Unified School District	Get Connected Oakland-OUSD District 6 High Schools	Alameda	\$47,655		\$36,238	12/31/2018	6/30/2020
526	Oakland Unified School District	Get Connected Oakland-OUSD District 7 High Schools	Alameda	\$47,647		\$34,930	12/31/2018	6/30/2020
527	Opportunity Junction	Technology Center	Contra Costa	\$39,243		\$39,243	12/31/2018	4/18/2022
528	Parent Institute for Quality Education (PIQE)	Fresno Coalition for Digital Inclusion: PIQE Project	Fresno	\$144,000		\$143,999	9/23/2022	6/30/2024
529	Parent University	Parent University: California	Statewide	\$1,001,697	\$41,269	\$41,269	6/20/2024	12/24/2026
530	Parent, Family Engagement and Community Services, Inc.	Community Digital Literacy	Los Angeles	\$82,890		\$65,201	12/31/2019	10/31/2023
531	Parent, Family Engagement and Community Services, Inc.	El Monte, CA Community Digital Literacy	Los Angeles	\$52,028		\$22,603	12/31/2019	12/31/2022

	Recipient	Project	Location	Grant Amount	Payments in 2025	Total Paid	Award Date	Completion Date or Expected
532	Parent, Family Engagement and Community Services, Inc.	Fullerton, CA Community Digital Literacy	Orange	\$52,028		\$40,653	12/31/2019	12/31/2022
533	Parent, Family Engagement and Community Services, Inc.	Montebello, CA Community Digital Literacy	Los Angeles	\$52,028		\$37,723	12/31/2019	12/31/2022
534	Parent, Family Engagement and Community Services, Inc.	Wilmington, CA Community Digital Literacy	Los Angeles	\$52,028		\$48,070	12/31/2019	12/31/2022
535	Pars Equality Center	California Get Connected- Los Angeles County	Los Angeles	\$106,550			11/26/2025	6/2/2028
536	Pars Equality Center	California Get Connected- Santa Clara County	Santa Clara	\$106,550			11/26/2025	6/2/2028
537	Pinto Reconnect	Digital Navigators: Pinto Reconnect	Fresno	\$149,675			5/28/2025	12/2/2027
538	Prosperity Lab	Digital Equity Lab	Santa Clara	\$80,113		\$72,030	9/23/2022	6/20/2024
539	Prosperity Lab	DIGITAL EQUITY LAB	Santa Clara, San Mateo, Monterrey	\$148,965			11/27/2024	5/1/2027
540	Rainbow Labs Mentoring	Rainbow Labs Digital Learning Lab Project	Los Angeles	\$48,567			11/26/2025	6/2/2028
541	Reading and Beyond	RaB Broadband Access (Mosqueda)	Fresno	\$40,472		\$27,967	12/31/2018	8/31/2022
542	Reading and Beyond	RaB Broadband Access 1.0 (N Location)	Fresno	\$40,472		\$8,897	12/31/2018	8/31/2022
543	Reading and Beyond	RaB Digital Literacy 1.0 (Mosqueda)	Fresno	\$73,639		\$7,306	12/31/2018	8/31/2022
544	Reading and Beyond	RaB Digital Literacy 1.0 (N Location)	Fresno	\$73,639		\$7,944	12/31/2018	8/31/2022
545	REDWOOD CITY LIBRARY FOUNDATION	DLP/Redwood City Main Library	San Mateo	\$79,488		\$34,410	7/12/2019	12/31/2022

	Recipient	Project	Location	Grant Amount	Payments in 2025	Total Paid	Award Date	Completion Date or Expected
546	REDWOOD CITY LIBRARY FOUNDATION	Redwood City Main Library	San Mateo	\$22,747		\$18,697	7/12/2019	12/31/2022
547	Rural Prosperity Center	Digital Navigation Centers	Santa Clara	\$1,500,000			1/16/2025	7/17/2027
548	Sacramento Chinese Community Service Center (SCCSC)	Community Digital Empowerment Initiative - Del Paso Heights	Sacramento	\$115,000	\$28,242	\$28,242	6/12/2024	12/24/2026
549	Sacramento Chinese Community Service Center (SCCSC)	Community Digital Empowerment Initiative - Foothill Farms	Sacramento	\$115,000	\$28,599	\$28,599	6/12/2024	12/24/2026
550	Sacramento Chinese Community Service Center (SCCSC)	Community Digital Empowerment Initiative - Fruitridge Pocket	Sacramento	\$115,000	\$28,599	\$28,599	6/12/2024	12/24/2026
551	Sacramento Chinese Community Service Center (SCCSC)	Community Digital Empowerment Initiative - Hagginwood	Sacramento	\$115,000	\$28,478	\$28,478	6/12/2024	12/24/2026
552	Sacramento Chinese Community Service Center (SCCSC)	Community Digital Empowerment Initiative - Lemon Hill	Sacramento	\$115,000	\$28,488	\$28,488	6/12/2024	12/24/2026
553	Sacramento Chinese Community Service Center (SCCSC)	Community Digital Empowerment Initiative - McClellan Park	Sacramento	\$115,000	\$28,608	\$28,608	6/12/2024	12/24/2026
554	Sacramento Chinese Community Service Center (SCCSC)	Community Digital Empowerment Initiative - Meadowview	Sacramento	\$115,000	\$28,548	\$28,548	6/12/2024	12/24/2026
555	Sacramento Chinese Community Service Center (SCCSC)	Community Digital Empowerment Initiative - North Highlands	Sacramento	\$115,000	\$28,034	\$28,034	6/12/2024	12/24/2026
556	Sacramento Chinese Community Service Center (SCCSC)	Community Digital Empowerment Initiative - Parkway	Sacramento	\$115,000	\$115,000	\$115,000	6/12/2024	12/24/2026

	Recipient	Project	Location	Grant Amount	Payments in 2025	Total Paid	Award Date	Completion Date or Expected
557	Sacramento Chinese Community Service Center (SCCSC)	Community Digital Empowerment Initiative - Rio Linda	Sacramento	\$115,000	\$28,043	\$28,043	6/12/2024	12/24/2026
558	Sacramento Chinese Community Service Center (SCCSC)	Community Digital Empowerment Initiative - Robla	Sacramento	\$115,000	\$28,724	\$28,724	6/12/2024	12/24/2026
559	Sacramento Chinese Community Service Center (SCCSC)	Community Digital Empowerment Initiative - Rosemont	Sacramento	\$115,000	\$28,531	\$28,531	6/12/2024	12/24/2026
560	Sacramento Zoroastrian Association	Sacramento Zoroastrian Association DL	Sacramento	\$149,099		\$29,653	11/16/2023	5/27/2026
561	Sacred Heart Community Service	Digital Inclusion- Literacy workshops	Santa Clara	\$147,000	\$70,289	\$70,289	4/3/2023	10/3/2025
562	Sacred Heart Community Service	Sacred Heart Community Service BA	Santa Clara	\$227,850			12/14/2023	6/16/2026
563	San Diego Association of Governments (SANDAG)	SANDAG Get Connected Program	San Diego	\$150,000	\$126,963	\$126,963	9/23/2022	8/26/2024
564	San Diego Futures Foundation	San Diego Futures Foundation - Digital Bridge	San Diego	\$132,001			5/28/2025	11/30/2027
565	San Diego Futures Foundation	SDDF Digital Literacy Program	San Diego	\$98,992		\$82,596	7/12/2019	12/31/2022
566	Santa Barbara Partners in Education	NORTH Computers for Families	Santa Barbara	\$150,000			11/26/2025	6/2/2028
567	Santa Barbara Partners in Education	Santa Barbara Partners in Education Computers for Families	Santa Barbara	\$108,000	\$85,964	\$108,000	11/16/2023	5/30/2026
568	Santa Barbara Partners in Education	SOUTH Computers for Families	Santa Barbara	\$150,000			11/26/2025	6/2/2028
569	Satellite Affordable Housing Associates	Satellite St. Andrew's Manor, LLC, and 3268 San Pablo, LP	Alameda	\$50,000	\$16,140	\$46,343	9/23/2022	12/10/2024
570	ScholarMatch	Project Connect	San Francisco	\$94,963		\$94,963	12/31/2018	6/30/2020

	Recipient	Project	Location	Grant Amount	Payments in 2025	Total Paid	Award Date	Completion Date or Expected
571	Self-Help Enterprises (SHE)	Almond Court	San Joaquin	\$22,325		\$12,072	7/12/2019	12/22/2022
572	Self-Help Enterprises (SHE)	Goshen Village	Tulare	\$32,251		\$22,328	7/12/2019	12/22/2022
573	Self-Help Enterprises (SHE)	Parksdale Village 2	Madera	\$26,579		\$16,146	7/12/2019	12/22/2022
574	Self-Help Enterprises (SHE)	Sand Creek	Tulare	\$30,833		\$18,120	7/12/2019	12/22/2022
575	Senior Coastsiders	Coastside Digital Literacy Program	San Mateo	\$43,410	\$7,370	\$7,370	11/27/2024	6/10/2027
576	Shasta College Foundation	Digital Navigators: Butte County (Building Butte Health)	Butte	\$149,778			5/28/2025	12/20/2027
577	Shasta College Foundation	Digital Navigators: Glenn County (Glenn to Greatness)	Glenn	\$149,778			5/28/2025	12/20/2027
578	Shasta College Foundation	Digital Navigators: Lassen County (Lassen Healthcare Education Collaborative)	Lassen	\$149,778			5/28/2025	12/20/2027
579	Shasta College Foundation	Digital Navigators: Modoc County (Advancing Modoc)	Modoc	\$149,778			5/28/2025	12/20/2027
580	Shasta College Foundation	Digital Navigators: North State Hispanic Chamber of Commerce	North State Counties	\$149,778			5/28/2025	12/20/2027
581	Shasta College Foundation	Digital Navigators: Plumas County (Plumas County Network)	Plumas	\$149,778			5/28/2025	12/20/2027
582	Shasta College Foundation	Digital Navigators: Shasta County (Reach Higher Shasta)	Shasta	\$149,778			5/28/2025	12/20/2027
583	Shasta College Foundation	Digital Navigators: Sierra County (Sierra Strong)	Sierra	\$149,778			5/28/2025	12/20/2027
584	Shasta College Foundation	Digital Navigators: Siskiyou County (Cradle to Careers for Siskiyou)	Siskiyou	\$149,778			5/28/2025	12/20/2027

	Recipient	Project	Location	Grant Amount	Payments in 2025	Total Paid	Award Date	Completion Date or Expected
585	Shasta College Foundation	Digital Navigators: Tehama County (Expect More Tehama)	Tehama	\$149,778			5/28/2025	12/20/2027
586	Shasta College Foundation	Digital Navigators: Trinity County (Trinity Together)	Trinity	\$149,778			5/28/2025	12/20/2027
587	Shelter Care Resources	Shelter Care Resources DL	Ventura	\$72,564	\$13,710	\$18,275	11/16/2023	5/16/2026
588	Sigma Beta Xi, Inc.	Digital Divide Outreach	Riverside	\$59,883		\$59,883	12/31/2019	6/30/2023
589	Siskiyou Community Resource Collaborative	California Get Connected - Siskiyou County	Siskiyou	\$150,000	\$37,404	\$37,404	5/28/2025	11/30/2027
590	SoLa I CAN Foundation	SURGE: Technology & Entrepreneurship Development Center	Los Angeles	\$82,750		\$49,383	9/11/2020	7/31/2023
591	SoLa I CAN Foundation	SURGE: Technology & Entrepreneurship Development Center	Los Angeles	\$87,081		\$73,596	9/11/2020	7/31/2023
592	South Bay Center for Counseling	Digital Dreamers Program	Los Angeles	\$95,288	\$15,328	\$38,727	11/16/2023	5/17/2026
593	South Modesto Businesses United, Inc.	Digital Navigators: South Modesto Businesses United, Inc.	Stanislaus	\$149,675			5/28/2025	12/23/2027
594	Southeast Community Development Corporation	Barrio Action Tech Center - Broadband Access	Los Angeles	\$41,650		\$41,650	6/5/2020	12/31/2023
595	Southeast Community Development Corporation	Barrio Action Tech Center - Digital Literacy	Los Angeles	\$72,640	\$60,836	\$60,836	6/5/2020	12/31/2023
596	Southeast Community Development Corporation	Bell Gardens Tech Center- Broadband Access	Los Angeles	\$41,650		\$41,097	6/5/2020	6/30/2022
597	Southeast Community Development Corporation	Bell Gardens Tech Center- Digital Literacy	Los Angeles	\$72,640		\$72,640	6/5/2020	6/30/2022
598	Southeast Community Development Corporation	Bell Tech Center-Broadband	Los Angeles	\$12,685		\$12,685	12/31/2018	6/30/2021
599	Southeast Community Development Corporation	Bell Tech Center-Digital Literacy	Los Angeles	\$83,466		\$83,466	12/31/2018	6/30/2021

	Recipient	Project	Location	Grant Amount	Payments in 2025	Total Paid	Award Date	Completion Date or Expected
600	Southeast Community Development Corporation	Cudahy Tech Center - Broadband Access	Los Angeles	\$41,650		\$29,138	6/5/2020	6/30/2022
601	Southeast Community Development Corporation	Cudahy Tech Center - Digital Literacy	Los Angeles	\$72,640		\$72,640	6/5/2020	6/30/2022
602	Southeast Community Development Corporation	Whittier Tech Center- Broadband Access	Los Angeles	\$12,685		\$12,685	12/31/2018	6/30/2021
603	Southeast Community Development Corporation	Whittier Tech Center-Digital Literacy	Los Angeles	\$83,466		\$77,708	12/31/2018	6/30/2021
604	Southside Senior Services Inc.	Digital Literacy Class and Computer Assistance at The Little House	Tuolumne	\$19,822	\$9,981	\$9,981	11/16/2023	6/1/2026
605	Southside Senior Services Inc.	Free Public Wi-Fi at The Little House	Tuolumne	\$61,160	\$20,694	\$20,694	11/16/2023	6/1/2026
606	Southwest Community Corporation/IT Bookman	I.T. Bookman Community Center Digital Literacy Program	San Francisco	\$45,460		\$44,299	4/3/2023	4/30/2024
607	St. Barnabas Senior Center of Los Angeles	SBSSLA BA Echo Park	Los Angeles	\$110,066			11/26/2025	6/9/2028
608	St. Barnabas Senior Center of Los Angeles	SBSSLA BA Hollywood	Los Angeles	\$94,061			11/26/2025	6/9/2028
609	St. Barnabas Senior Center of Los Angeles	SBSSLA BA Mid-City	Los Angeles	\$132,604			11/26/2025	6/9/2028
610	St. Barnabas Senior Center of Los Angeles	SBSSLA DL Asian Language	Los Angeles	\$134,003			11/26/2025	6/9/2028
611	St. Barnabas Senior Center of Los Angeles	SBSSLA DL Community Partners	Los Angeles	\$140,921			11/26/2025	6/9/2028
612	St. Barnabas Senior Center of Los Angeles	SBSSLA DL Mid-City	Los Angeles	\$139,022			11/26/2025	6/9/2028
613	St. Barnabas Senior Center of Los Angeles	SBSSLA DL Northside	Los Angeles	\$140,253			11/26/2025	6/9/2028
614	St. Barnabas Senior Center of Los Angeles	SBSSLA DL Spanish	Los Angeles	\$138,838			11/26/2025	6/9/2028

	Recipient	Project	Location	Grant Amount	Payments in 2025	Total Paid	Award Date	Completion Date or Expected
615	St. Barnabas Senior Center of Los Angeles	SBSSLA DL Virtual	Los Angeles	\$133,974			11/26/2025	6/9/2028
616	StreetCode Academy	Senior Tech Empowerment Program	San Mateo	\$45,159			11/26/2025	6/18/2028
617	Tabernacle Community Development Corporation	Westside Courts Digital Bridge	San Francisco	\$18,850		\$11,314	7/12/2019	12/31/2022
618	Tech Exchange (fiscally sponsored by Oakland Public Education Fund)	Tech Exchange: Call Center Broadband Signups	Alameda	\$51,250		\$51,250	9/23/2022	7/31/2023
619	Tech Exchange (fiscally sponsored by Oakland Public Education Fund)	Tech Exchange: Contra Costa County Digital Literacy- CCC Library	Contra Costa	\$76,000		\$76,000	4/3/2023	8/31/2024
620	Tech Exchange (fiscally sponsored by Oakland Public Education Fund)	Tech Exchange: Contra Costa County Digital Literacy- Community Sites	Contra Costa	\$76,000		\$76,000	4/3/2023	8/31/2024
621	Tech Exchange (fiscally sponsored by Oakland Public Education Fund)	Tech Exchange: Oakland Broadband Access at the Tech Hub	Alameda	\$116,000		\$112,820	9/23/2022	5/15/2023
622	Tech Exchange (fiscally sponsored by Oakland Public Education Fund)	Tech Exchange: Oakland Digital Literacy	Alameda	\$77,700		\$77,700	9/23/2022	9/30/2023
623	Tech Exchange (fiscally sponsored by Oakland Public Education Fund)	Tech Exchange: San Francisco Digital Literacy- Community Sites	San Francisco	\$38,039	\$23,039	\$38,039	4/3/2023	10/31/2024
624	Tech Exchange (fiscally sponsored by Oakland Public Education Fund)	Tech Exchange: San Francisco Digital Literacy- SF Public Library	San Francisco	\$38,039		\$38,039	4/3/2023	3/1/2024
625	Tech Exchange (fiscally sponsored by Oakland Public Education Fund)	Tech Exchange: San Jose Digital Literacy	Santa Clara	\$135,400	\$23,378	\$112,986	9/23/2022	10/19/2024
626	Tech Exchange (fiscally sponsored by Oakland Public Education Fund)	Tech Hub	Alameda	\$97,750		\$97,750	12/31/2018	9/30/2021

	Recipient	Project	Location	Grant Amount	Payments in 2025	Total Paid	Award Date	Completion Date or Expected
627	The California Center for Civic Participation (CalCenter)	CalCenter Digital Literacy Program	Sacramento	\$149,949			11/26/2025	6/1/2028
628	The San Jose Public Library Foundation	Access San Jose	Santa Clara	\$46,320		\$46,320	9/11/2020	4/1/2022
629	The San Jose Public Library Foundation	Access San Jose	Santa Clara	\$68,803		\$63,745	9/11/2020	6/30/2023
630	UC Student Association	UCSA Digital Literacy Program	Statewide	\$149,949			11/26/2025	6/26/2028
631	United Way of Central Eastern California	Elevating Digital Literacy in Kern County	Kern	\$157,494			1/16/2025	8/17/2027
632	United Way of Merced	Advancing Digital Inclusion in Merced County	Merced	\$131,774			5/7/2024	11/22/2026
633	United Ways of California	Connecting Californians to Affordable, High-Speed Internet	Statewide	\$1,414,725	\$508,749	\$899,860	9/12/2019	5/30/2024
634	United Women of East Africa Support Team	NoorTech: Towards Digital Equity for Refugee Communities	San Diego	\$150,000			11/26/2025	6/5/2028
635	Vermont Slason Local Development Corporation	VSEDC Digital Project	Los Angeles	\$56,798		\$18,323	6/5/2020	12/5/2023
636	Vietnamese American Community Center of the East Bay (VACCEB)	Digital Equity @ VACCEB	Alameda	\$149,595	\$34,087	\$34,087	11/27/2024	5/27/2027
637	Vietnamese American Community Center of the East Bay (VACCEB)	Vietnamese Community Digital Equity	Alameda	\$109,081		\$93,600	3/19/2019	12/1/2021
638	Vietnamese Family Services Center	Vietnamese Internet Communication Technology (VICT) Project	San Francisco	\$77,700	\$59,542	\$74,811	11/16/2023	5/18/2026
639	VIETNAMESE VOLUNTARY FOUNDATION	VIVO Computer Training for Broadband Access	Santa Clara	\$64,793		\$50,519	9/11/2020	1/31/2023

	Recipient	Project	Location	Grant Amount	Payments in 2025	Total Paid	Award Date	Completion Date or Expected
640	VIETNAMESE VOLUNTARY FOUNDATION	VIVO Digital Literacy Program	Santa Clara	\$45,747			5/7/2024	11/11/2026
641	VietRISE	VietRISE Technology Library Program	Orange	\$149,851		\$19,379	11/16/2023	5/29/2026
642	Vivalon	Vivalon Talking Tech	Marin	\$130,603	\$61,504	\$116,825	9/23/2022	3/27/2025
643	Westside Family Preservation Services Network	Fresno Coalition for Digital Inclusion: Westside Family Preservation Services Network Project	Fresno	\$133,500		\$11,790	4/27/2023	10/28/2025
644	WISE & Healthy Aging	WISE Connections	Los Angeles	\$99,452		\$64,638	6/3/2021	4/30/2024
645	Women's Audio Mission	Girls on the Mic: Digital Literacy & Creative Technology Training	Greater Bay Area	\$99,803	\$50,000	\$50,000	11/16/2023	5/16/2026
646	Women's Audio Mission	Girls on the Mic: Digital Literacy & Technology Training for Girls	Alameda	\$77,550		\$77,550	12/31/2018	3/1/2021
647	YMCA of Greater Long Beach ò Community Development	Community Development YMCA - Digital Literacy for Wellness	Los Angeles	\$112,386			11/26/2025	6/1/2028
648	YMCA of Greater Long Beach ò Community Development	Youth Institute - Tech Tutor	Los Angeles	\$62,335		\$53,483	7/12/2019	6/1/2022
649	YMCA of Greater San Francisco	Chinatown YMCA - DL	San Francisco	\$116,061			11/26/2025	6/10/2028
650	Youth Uprising	Youth Uprising Digital Literacy Initiative	Alameda	\$90,050			11/26/2025	6/8/2028
651	yüda ayuda	Cafecitos y Computadoras Digital Literacy for communities of color	Stanislaus	\$72,235			5/29/2025	11/30/2027
			Totals:	\$69,896,157	\$9,611,743	\$20,021,213		

Attachment E: Adoption Account Digital Literacy Projects Status as of December 31st, 2025

Note: All Digital Literacy projects listed are those approved since inception in 2018 up to December 31, 2025. Grantees were requested to report to the CPUC the expected benefits of each project up to and including CY 2025.

	Recipient	Project	Assumed Project Start Date*	Status	Number of New Broadband Subscriptions	Number of People Who Have Completed Training	Number of Projected Subscriptions per Project	Number of Projected Participants per Project
1	ALMAA	Digital Navigators: ALMAA	12/4/25	Ongoing	0	0	275	275
2	American GI Forum Education Foundation of Santa Maria, CA	CEP Digital Literacy, San Luis Obispo County	11/20/23	Ongoing		39	30	100
3	American GI Forum Education Foundation of Santa Maria, CA	CEP Digital Literacy, Ventura County	11/20/23	Ongoing	14	171	50	204
4	American GI Forum Education Foundation of Santa Maria, CA	Connect, Communicate, Color Your World! - CEP Schools, Santa Barbara County	11/20/23	Ongoing	10	127	30	200
5	American GI Forum Education Foundation of Santa Maria, CA	San Luis Obispo County Digital Literacy	12/2/25	Ongoing	0	0	30	200
6	American GI Forum Education Foundation of Santa Maria, CA	Santa Barbara County Digital Literacy	12/2/25	Ongoing	0	0	30	200
7	American GI Forum Education Foundation of Santa Maria, CA	Ventura County Digital Literacy	12/2/25	Ongoing	0	0	30	200

	Recipient	Project	Assumed Project Start Date*	Status	Number of New Broadband Subscriptions	Number of People Who Have Completed Training	Number of Projected Subscriptions per Project	Number of Projected Participants per Project
8	Anza Electric Cooperation, Inc.	Anza Electric Cooperative, Inc. Public Broadband Education Program	4/25/23	Completed		79	45	75
9	Area 1 Agency on Aging	Digital Connections	5/22/24	Ongoing				80
10	Ashby Village	Digital Literacy Project for Older Adults in Alameda & Contra Costa Counties	6/4/24	Ongoing		14		280
11	ASIAN, Inc.	Digital Internet Access & Literacy for Underserved Populations (DIAL UP)	6/11/25	Ongoing	0	0	30	120
12	Big Brothers Big Sisters of Central California	Digital Navigators: Big Brothers Big Sisters of Central California	6/19/25	Ongoing	0	0	30	275
13	Binational of Central California	Digital Inclusion for Fresno and Madera Farmworking Communities	6/6/24	Ongoing		79		315
14	Black Men Speak & Men of Color	Digital Health Program	10/4/22	Completed	18	68	25	100
15	Black Men Speak & Men of Color	Digital Health Program	12/3/23	Ongoing			25	100
16	Build Hope Inc	Bridging The Digital Divide For Los Angeles Affordable Housing Residents - Gonzaque Village	4/3/23	Extension			25	80

	Recipient	Project	Assumed Project Start Date*	Status	Number of New Broadband Subscriptions	Number of People Who Have Completed Training	Number of Projected Subscriptions per Project	Number of Projected Participants per Project
17	Build Hope Inc	Bridging The Digital Divide For Los Angeles Affordable Housing Residents - Imperial Courts	4/3/23	Extension			35	160
18	Build Hope Inc	Bridging The Digital Divide For Los Angeles Affordable Housing Residents - Jordon Downs	4/3/23	Extension			40	176
19	Build Hope Inc	Bridging The Digital Divide For Los Angeles Affordable Housing Residents Nickerson	4/3/23	Extension			20	224
20	Build Hope Inc	Mar Vista Gardens	12/5/25	Ongoing	0	0	25	220
21	Build Hope Inc	Ramona Gardens	12/5/25	Ongoing	0	0	25	220
22	Build Hope Inc	San Fernando Gardens	12/5/25	Ongoing	0	0	25	220
23	Build Hope Inc	William Mead	12/5/25	Ongoing	0	0	125	220
24	Building A Generation	Digital Empowerment Program 2.0	12/5/25	Ongoing	0	0	0	315

	Recipient	Project	Assumed Project Start Date*	Status	Number of New Broadband Subscriptions	Number of People Who Have Completed Training	Number of Projected Subscriptions per Project	Number of Projected Participants per Project
25	Building A Generation	Digital Empowerment Program (DEP)	11/21/23	Completed		332	135	315
26	Building Skills Partnership (BSP)	Digital Literacy and AI Program Expansion	7/29/25	Ongoing	0	0	100	500
27	Burbank Housing Management Corporation	Senior Connection Initiative - Bell Manor Sr. Apartments.		Completed		50	15	50
28	Burbank Housing Management Corporation	Senior Connection Initiative - Cabernet Sr. Apartments		Completed		5	2	10
29	Burbank Housing Management Corporation	Senior Connection Initiative - Charles Street Village		Completed		24	8	30
30	Burbank Housing Management Corporation	Senior Connection Initiative - Fitch Mt. Sr. Apartments.		Completed		40	5	40
31	Burbank Housing Management Corporation	Senior Connection Initiative - Oak Ridge Sr. Apartments		Completed		20	5	20
32	Burbank Housing Management Corporation	Senior Connection Initiative - Park Land Sr. Apartments		Completed		13	3	15
33	Burbank Housing Management Corporation	Senior Connection Initiative - Sonoma Creek Sr. Apartments		Completed		15	5	20

	Recipient	Project	Assumed Project Start Date*	Status	Number of New Broadband Subscriptions	Number of People Who Have Completed Training	Number of Projected Subscriptions per Project	Number of Projected Participants per Project
34	Burbank Housing Management Corporation	Senior Connection Initiative - Village Green Sr. Apartments		Completed		12	5	20
35	Burbank Housing Management Corporation	Senior Connection Initiative - Vinecrest Sr. Apartments.		Completed		35	10	35
36	CalAsian Chamber Of Commerce	Angels Camp	12/4/25	Ongoing	0	0	31	150
37	CalAsian Chamber Of Commerce	Arnold	12/4/25	Ongoing	0	0	31	150
38	CalAsian Chamber Of Commerce	Central Stockton	12/4/25	Ongoing	0	0	31	150
39	CalAsian Chamber Of Commerce	Copperopolis Mountain Ranch	12/4/25	Ongoing	0	0	31	150
40	CalAsian Chamber Of Commerce	FruitridgeFlorin	12/4/25	Ongoing	0	0	31	150
41	CalAsian Chamber Of Commerce	Lemon Hill	12/4/25	Ongoing	0	0	31	150
42	CalAsian Chamber Of Commerce	Mokelumne Hill	12/4/25	Ongoing	0	0	31	150

	Recipient	Project	Assumed Project Start Date*	Status	Number of New Broadband Subscriptions	Number of People Who Have Completed Training	Number of Projected Subscriptions per Project	Number of Projected Participants per Project
43	CalAsian Chamber Of Commerce	Northwest Stockton	12/4/25	Ongoing	0	0	31	150
44	CalAsian Chamber Of Commerce	Oak Park	12/4/25	Ongoing	0	0	31	150
45	CalAsian Chamber Of Commerce	South Land Park	12/4/25	Ongoing	0	0	31	150
46	CalAsian Chamber Of Commerce	Southwest Stockton	12/4/25	Ongoing	0	0	31	150
47	CalAsian Chamber Of Commerce	Upper Land Park	12/4/25	Ongoing	0	0	31	150
48	CalAsian Chamber Of Commerce	Valley HiFlorin	12/4/25	Ongoing	0	0	31	150
49	CalAsian Chamber Of Commerce	Valley Springs Murphy	12/4/25	Ongoing	0	0	31	150
50	CalAsian Chamber Of Commerce	West Central Stockton	12/4/25	Ongoing	0	0	31	150
51	CalAsian Chamber Of Commerce	Western Stockton	12/4/25	Ongoing	0	0	31	150

	Recipient	Project	Assumed Project Start Date*	Status	Number of New Broadband Subscriptions	Number of People Who Have Completed Training	Number of Projected Subscriptions per Project	Number of Projected Participants per Project
52	California Coverage & Health Initiatives	Empowering Community Networks with Digital Literacy Training for Better Health Access	12/12/25	Ongoing	0	0	0	250
53	California Emerging Technology Fund	CETF Digital Literacy AB617	1/17/25	Ongoing	0	0		1000
54	California Emerging Technology Fund	Get Connected! DigitalLearn - Pacific Coast	12/15/23	Ongoing			200	200
55	California Emerging Technology Fund	Get Connected! DigitalLearn - Riverside County	12/15/23	Ongoing			200	200
56	California Emerging Technology Fund	Get Connected! DigitalLearn - South Bay and Gateway Cities of Los Angeles County	12/15/23	Ongoing			200	200
57	California Karen Youth Connection (CKYC)	CKYC Digital Empowerment Program	12/1/25	Ongoing	0	0	15	200
58	California State University, Fresno Foundation	CASF Kern County Digital Literacy Parent University	12/8/25	Ongoing	0	0	30	300
59	California State University, Fresno Foundation	CASF Kings County Digital Literacy Parent University	12/8/25	Ongoing	0	0	20	200
60	California State University, Fresno Foundation	CASF Madera County Digital Literacy Parent University	12/8/25	Ongoing	0	0	20	100

	Recipient	Project	Assumed Project Start Date*	Status	Number of New Broadband Subscriptions	Number of People Who Have Completed Training	Number of Projected Subscriptions per Project	Number of Projected Participants per Project
61	California State University, Fresno Foundation	CASF Merced County Digital Literacy Parent University	12/8/25	Ongoing	0	0	20	200
62	California State University, Fresno Foundation	CASF Stanislaus County Digital Literacy Parent University	12/8/25	Ongoing	0	0	20	200
63	California State University, Fresno Foundation	CASF Tulare County Digital Literacy Parent University	12/8/25	Ongoing	0	0	15	150
64	California State University, Fresno Foundation	Fresno State Parent University - Del Norte County	10/21/22	Extension			30	300
65	California State University, Fresno Foundation	Fresno State Parent University - FRESNO COUNTY		Completed	125	172	40	160
66	California State University, Fresno Foundation	Fresno State Parent University - FRESNO COUNTY		Completed		339	30	240
67	California State University, Fresno Foundation	Fresno State Parent University - Glenn County	10/21/22	Extension			30	300
68	California State University, Fresno Foundation	Fresno State Parent University - Humboldt County	10/21/22	Extension			30	300
69	California State University, Fresno Foundation	Fresno State Parent University - Imperial County	10/21/22	Extension		117	30	300

	Recipient	Project	Assumed Project Start Date*	Status	Number of New Broadband Subscriptions	Number of People Who Have Completed Training	Number of Projected Subscriptions per Project	Number of Projected Participants per Project
70	California State University, Fresno Foundation	Fresno State Parent University - KERN COUNTY		Completed		210	40	160
71	California State University, Fresno Foundation	Fresno State Parent University - KERN COUNTY		Completed		766	30	240
72	California State University, Fresno Foundation	Fresno State Parent University - KINGS COUNTY		Completed		188	40	160
73	California State University, Fresno Foundation	Fresno State Parent University - KINGS COUNTY		Completed	17	326	30	240
74	California State University, Fresno Foundation	Fresno State Parent University - Lake County	10/21/22	Extension			30	300
75	California State University, Fresno Foundation	Fresno State Parent University - MADERA COUNTY		Completed		170	40	160
76	California State University, Fresno Foundation	Fresno State Parent University - MADERA COUNTY		Completed	31	42	30	240
77	California State University, Fresno Foundation	Fresno State Parent University - MARIPOSA COUNTY		Completed	3	3	30	240
78	California State University, Fresno Foundation	Fresno State Parent University - MERCED COUNTY		Completed		87	40	160

	Recipient	Project	Assumed Project Start Date*	Status	Number of New Broadband Subscriptions	Number of People Who Have Completed Training	Number of Projected Subscriptions per Project	Number of Projected Participants per Project
79	California State University, Fresno Foundation	Fresno State Parent University - MERCED COUNTY		Completed	31	113	30	240
80	California State University, Fresno Foundation	Fresno State Parent University - MONTEREY COUNTY		Completed	62	172	30	240
81	California State University, Fresno Foundation	Fresno State Parent University - SAN BENITO COUNTY		Completed		6	30	240
82	California State University, Fresno Foundation	Fresno State Parent University - SAN JOAQUIN COUNTY		Completed		152	40	160
83	California State University, Fresno Foundation	Fresno State Parent University - SAN JOAQUIN COUNTY		Completed	23	86	30	240
84	California State University, Fresno Foundation	Fresno State Parent University - SAN LUIS OBISPO COUNTY		Completed	10	89	30	240
85	California State University, Fresno Foundation	Fresno State Parent University - Siskiyou County	10/21/22	Extension			30	300
86	California State University, Fresno Foundation	Fresno State Parent University - STANISLAUS COUNTY		Completed		113	40	160
87	California State University, Fresno Foundation	Fresno State Parent University - STANISLAUS COUNTY		Completed	34	188	30	240

	Recipient	Project	Assumed Project Start Date*	Status	Number of New Broadband Subscriptions	Number of People Who Have Completed Training	Number of Projected Subscriptions per Project	Number of Projected Participants per Project
88	California State University, Fresno Foundation	Fresno State Parent University - Tehama County	10/21/22	Extension			30	300
89	California State University, Fresno Foundation	Fresno State Parent University - Trinity County	10/21/22	Extension			30	300
90	California State University, Fresno Foundation	Fresno State Parent University - TULARE COUNTY		Completed		13	40	160
91	California State University, Fresno Foundation	Fresno State Parent University - TULARE COUNTY		Completed	126	326	30	240
92	California State University, Fresno Foundation	Fresno State Parent University - TUOLUMNE COUNTY		Completed	3	3	30	240
93	Canal Alliance	Canal Alliance Adult Education English as a Second Language Digital Literacy Program	9/27/22	Completed		197	0	225
94	Canal Alliance	Canal District DL	12/26/24	Ongoing			0	225
95	Catholic Charities of Los Angeles, Inc.	Digital Education Center		Completed		311	250	250
96	Catholic Charities of Santa Clara County	CCSCC Santee	12/23/25	Ongoing	0	0	0	274

	Recipient	Project	Assumed Project Start Date*	Status	Number of New Broadband Subscriptions	Number of People Who Have Completed Training	Number of Projected Subscriptions per Project	Number of Projected Participants per Project
97	Catholic Charities of Santa Clara County	CCSCC WUYC	12/23/25	Ongoing	0	0	0	272
98	Catholic Charities of Santa Clara County	FMCI&Oth DL	5/1/23	Ongoing			23	288
99	Catholic Charities of Santa Clara County	WUYC Annx ESC DL	5/1/23	Ongoing			21	267
100	Center for Caregiver Advancement	Digital Literacy for In-Home Supportive Services Providers	12/19/25	Ongoing	0	0		266
101	Center for Elders' Independence	Digital Equity for Seniors-Berkeley		Completed	21	96		96
102	Center for Elders' Independence	Digital Equity for Seniors-Concord		Completed	5	78		78
103	Center for Elders' Independence	Digital Equity for Seniors-Guardian		Completed	0	57		57
104	Center for Elders' Independence	Digital Equity for Seniors-Josie Barrow		Completed	0	63		63
105	Center for Elders' Independence	Digital Equity for Seniors-San Leandro		Completed	50	78		78

	Recipient	Project	Assumed Project Start Date*	Status	Number of New Broadband Subscriptions	Number of People Who Have Completed Training	Number of Projected Subscriptions per Project	Number of Projected Participants per Project
106	Center for Elders' Independence	Digital Equity for Seniors-San Pablo		Completed	9	93		93
107	Center for Future Global Leaders	Baldwin HillsCrenshaw	6/10/25	Ongoing	0	0	9	150
108	Center for Future Global Leaders	Boyle Heights	6/10/25	Ongoing	0	0	9	150
109	Center for Future Global Leaders	Brooklyn Heights	6/10/25	Ongoing	0	0	9	150
110	Center for Future Global Leaders	East Hollywood	6/10/25	Ongoing	0	0	9	150
111	Center for Future Global Leaders	Exposition Park	6/10/25	Ongoing	0	0	9	150
112	Center for Future Global Leaders	Florence-Graham	6/10/25	Ongoing	0	0	9	150
113	Center for Future Global Leaders	Jefferson Park	6/10/25	Ongoing	0	0	9	150
114	Center for Future Global Leaders	Koreatown	6/10/25	Ongoing	0	0	9	150

	Recipient	Project	Assumed Project Start Date*	Status	Number of New Broadband Subscriptions	Number of People Who Have Completed Training	Number of Projected Subscriptions per Project	Number of Projected Participants per Project
115	Center for Future Global Leaders	Lincoln Heights	6/10/25	Ongoing	0	0	9	150
116	Center for Future Global Leaders	Pico Union	6/10/25	Ongoing	0	0	9	150
117	Center for Future Global Leaders	South Park	6/10/25	Ongoing	0	0	9	150
118	Center for Future Global Leaders	Vernon	6/10/25	Ongoing	0	0	9	150
119	Center for Future Global Leaders	West Adams	6/10/25	Ongoing	0	0	9	150
120	Center for Future Global Leaders	Westlake	6/10/25	Ongoing	0	0	9	150
121	Center for Future Global Leaders	Willow Brook	6/10/25	Ongoing	0	0	9	150
122	Center for Land-Based Learning	AgHiRE - Digital Literacy Training	12/18/25	Ongoing	0	0		40
123	Center for Urban Excellence	C.U.E. - One People Tribe Program	12/12/25	Ongoing	0	0		293

	Recipient	Project	Assumed Project Start Date*	Status	Number of New Broadband Subscriptions	Number of People Who Have Completed Training	Number of Projected Subscriptions per Project	Number of Projected Participants per Project
124	Chico State Enterprises: North State Planning and Development Collective	Digital Literacy for Workforce Development: English Language Learners	5/10/23	Ongoing			0	528
125	Chico State Enterprises: North State Planning and Development Collective	Digital Literacy for Workforce Development: Justice Involved Individuals	5/10/23	Ongoing			0	528
126	Christian Church Homes (CCH)	Beth Eden Housing		Completed	16	20		33
127	Christian Church Homes (CCH)	Garfield Park Village		Completed	5	6	38	58
128	Christian Church Homes (CCH)	JL Richard & Irene Cooper Terrace		Completed	44	52		59
129	Christian Church Homes (CCH)	Percy Abrams & Sister Thea Bowman Manor		Completed		7		53
130	Christian Church Homes (CCH)	Plaza De Las Flores		Completed		56	53	80
131	Christian Church Homes (CCH)	Providence Senior Housing		Completed		20	27	41
132	Christian Church Homes (CCH)	Roy C Nichols Housing		Completed	4	5	6	10

	Recipient	Project	Assumed Project Start Date*	Status	Number of New Broadband Subscriptions	Number of People Who Have Completed Training	Number of Projected Subscriptions per Project	Number of Projected Participants per Project
133	Christian Church Homes (CCH)	Saint Mary's Garden		Completed		39	46	69
134	Christian Church Homes (CCH)	Southlake		Completed		39	60	92
135	City of Fresno, Department of Parks, After School, Recreation, and Community Services (PARCS)	Digital Literacy Education for Fresno Underserved Populations	12/18/24	Ongoing			0	268
136	City of La Puente	La Puente Digital Empowerment Project: Building a Connected Community	1/8/24	Ongoing			50	500
137	City of Long Beach	City of Long Beach: Cambodia Town Digital Skills Learn and Earn Program	1/29/25	Ongoing	0	0	0	50
138	City of Long Beach	Digital Skills Learn and Earn Program	8/21/25	Ongoing	0	0	0	90
139	City of Long Beach	Generative AI Digital Literacy Training	2/5/26	Ongoing	0	0	0	80
140	City of Long Beach	Microentrepreneur Digital Skills Program	2/5/26	Ongoing	0	0	0	80
141	City of Long Beach	Silverado Park: Learn and Earn Digital Skills Program	2/5/26	Ongoing	0	0	0	50

	Recipient	Project	Assumed Project Start Date*	Status	Number of New Broadband Subscriptions	Number of People Who Have Completed Training	Number of Projected Subscriptions per Project	Number of Projected Participants per Project
142	City of Lynwood	City of Lynwood DL	1/11/24	Ongoing			75	850
143	City Of Oakland Human Services Department	East Oakland Seniors Digital Inclusion		Completed		38		56
144	City Of Oakland Human Services Department	West Oakland Seniors Digital Inclusion		Completed		53		56
145	City of Ontario	City of Ontario DL	12/5/23	Ongoing			5	25
146	City of San Leandro	San Leandro Main Library Digital Inclusion Program		Completed	8	82	100	83
147	City of San Leandro	San Leandro Manor Branch Library Digital Inclusion Program		Completed	4	56	50	56
148	City of South San Francisco	South San Francisco Digital Literacy Project		Completed	12	165		135
149	City of Sunnyvale	Latino Digital Literacy-Bishop Elementary School		Completed	36	78	50	125
150	City of Sunnyvale	Latino Digital Literacy-Columbia Middle School		Completed	20	83	50	125

	Recipient	Project	Assumed Project Start Date*	Status	Number of New Broadband Subscriptions	Number of People Who Have Completed Training	Number of Projected Subscriptions per Project	Number of Projected Participants per Project
151	City of Sunnyvale	Latino Digital Literacy-Ellis Elementary School		Completed	15	64	50	75
152	City of Sunnyvale	Latino Digital Literacy-Lakewood Elementary School		Completed	18	33	50	75
153	City of Sunnyvale	Latino Digital Literacy-San Miguel Elementary School		Completed	22	76	50	125
154	City of Sunnyvale	Latino Digital Literacy-Vargas Elementary School		Completed	28	82	50	125
155	City of Vacaville	City of Vacaville DL	12/18/24	Ongoing			0	192
156	Club Stride Inc.	Digital Futures Initiative	12/24/25	Ongoing	0	0	120	200
157	COACHELLA VALLEY HOUSING COALITION	Computer Literacy & Technology Training - Pueblo Nuevo		Completed	38	30		30
158	COACHELLA VALLEY HOUSING COALITION	Computer Literacy & Technology Training - Vila Hermosa		Completed	40	40		40
159	College Esports	Teen Tech Support Digital Literacy for Seniors	6/25/25	Ongoing	0	0	40	400

	Recipient	Project	Assumed Project Start Date*	Status	Number of New Broadband Subscriptions	Number of People Who Have Completed Training	Number of Projected Subscriptions per Project	Number of Projected Participants per Project
160	Community Bridges	Bridging the Digital Divide		Completed		80	40	80
161	Community Bridges	Community Bridges Digital Literacy Project	4/25/23	Extension			32	80
162	Community Resources for Independent Living	CRIL's Bridging the Digital Divide	12/4/25	Ongoing	0	0	25	108
163	Compass Family Services	Compass Family Digital Inclusion		Completed		65	0	70
164	Corporacion ELE-L Corp	Science and Technology Education Enhancement Literacy Training (STEELT)	6/3/24	Ongoing				90
165	County of Los Angeles, Internal Services Department	County of Los Angeles - Digital Navigator Program	5/18/23	Extension		271	2000	7500
166	County of Napa	County of Napa / Napa Valley Unified School District Adult Education Digital Literacy Training	1/27/26	Ongoing	0	0	15	133
167	County of Sierra	Bridging the Divide Through Libraries and Lifelong Learning	12/18/25	Ongoing	0	0		90
168	County of Sonoma - Human Services Department - West County Community Services	Bridging the Digital Gap Among Older Adults - Guerneville		Completed		70		67

	Recipient	Project	Assumed Project Start Date*	Status	Number of New Broadband Subscriptions	Number of People Who Have Completed Training	Number of Projected Subscriptions per Project	Number of Projected Participants per Project
169	Curry Senior Center	Connected At Home		Completed	54	95	66	72
170	Cutler Orosi Joint Unified School District	Digital Navigators: Cutler-Orosi Joint Unified School District	6/25/25	Ongoing	0	0	30	275
171	Cyber-Seniors	Cyber-Seniors Connected Communities - California PSA 11	5/7/24	Ongoing			24	240
172	Cyber-Seniors	Cyber-Seniors Connected Communities - California PSA 12	5/7/24	Ongoing			18	180
173	Cyber-Seniors	Cyber-Seniors Connected Communities - California PSA 13	5/7/24	Ongoing			18	180
174	Cyber-Seniors	Cyber-Seniors Connected Communities - California PSA 15	5/7/24	Ongoing			18	180
175	Cyber-Seniors	Cyber-Seniors Connected Communities - California PSA 18	5/7/24	Ongoing			24	240
176	Cyber-Seniors	Cyber-Seniors Connected Communities - California PSA 19	5/7/24	Ongoing			30	300
177	Cyber-Seniors	Cyber-Seniors Connected Communities - California PSA 2	5/7/24	Ongoing			18	180

	Recipient	Project	Assumed Project Start Date*	Status	Number of New Broadband Subscriptions	Number of People Who Have Completed Training	Number of Projected Subscriptions per Project	Number of Projected Participants per Project
178	Cyber-Seniors	Cyber-Seniors Connected Communities - California PSA 20	5/7/24	Ongoing			24	240
179	Cyber-Seniors	Cyber-Seniors Connected Communities - California PSA 23	5/7/24	Ongoing			30	300
180	Cyber-Seniors	Cyber-Seniors Connected Communities - California PSA 25	5/7/24	Ongoing			30	300
181	Cyber-Seniors	Cyber-Seniors Connected Communities - California PSA 3	5/7/24	Ongoing			18	180
182	Cyber-Seniors	Cyber-Seniors Connected Communities - California PSA 30	5/7/24	Ongoing			18	180
183	Cyber-Seniors	Cyber-Seniors Connected Communities - California PSA 31	5/7/24	Ongoing			18	180
184	Cyber-Seniors	Cyber-Seniors Connected Communities - California PSA 4	5/7/24	Ongoing			30	300
185	Cyber-Seniors	Cyber-Seniors Tech Training Workshops - Chinatown Service Center	5/7/24	Ongoing	22	7	120	300
186	Delivering Innovation in Supportive Housing (DISH), a Project of Tides	DISH Supportive Housing Digital Literacy Program-Camelot		Completed		43		45

	Recipient	Project	Assumed Project Start Date*	Status	Number of New Broadband Subscriptions	Number of People Who Have Completed Training	Number of Projected Subscriptions per Project	Number of Projected Participants per Project
187	Delivering Innovation in Supportive Housing (DISH), a Project of Tides	DISH Supportive Housing Digital Literacy Program-Star		Completed		39	0	45
188	Dev/Mission	Community Technology Associate (CTA) Digital Literacy Program - Bayview/Hunters Point	4/4/23	Ongoing		35	0	45
189	Dev/Mission	Community Technology Associate (CTA) Digital Literacy Program - Hayes Valley/Fillmore	4/4/23	Ongoing		27	0	90
190	Dev/Mission	Community Technology Associate (CTA) Digital Literacy Program - Mission District	4/4/23	Ongoing		46	0	135
191	Dev/Mission	Community Technology Digital Literacy Program - Bayview	12/16/25	Ongoing	0	0	0	50
192	Dev/Mission	Community Technology Digital Literacy Program - Hayes Valley/Western Addition	12/16/25	Ongoing	0	0	0	75
193	Dev/Mission	Community Technology Digital Literacy Program - Mission	12/16/25	Ongoing	0	0	0	144
194	Digital Equity West	Proj_No_Hollywood1_91606	7/28/25	Ongoing	0	0	15	133

	Recipient	Project	Assumed Project Start Date*	Status	Number of New Broadband Subscriptions	Number of People Who Have Completed Training	Number of Projected Subscriptions per Project	Number of Projected Participants per Project
195	Digital Equity West	Proj_No_Hollywood2_91601	7/28/25	Ongoing	0	0	15	133
196	Digital Equity West	Proj_Pacoima_91331	7/28/25	Ongoing	0	0	15	133
197	Digital Equity West	Proj_San Fernando_91340	7/28/25	Ongoing	0	0	15	133
198	Digital Equity West	Proj_Sun Valley_91352	7/28/25	Ongoing	0	0	15	133
199	Digital Equity West	Proj_Tujunga_91042	7/28/25	Ongoing	0	0	15	100
200	Digital Equity West	Proj_Van Nuys1_91405	7/28/25	Ongoing	0	0	15	133
201	Digital Equity West	Proj_Van Nuys2_91406	7/28/25	Ongoing	0	0	15	133
202	digitalLIFT (formerly Community Tech Network or CTN)	East Bay Connected	12/4/24	Ongoing			0	172
203	digitalLIFT (formerly Community Tech Network or CTN)	SF Digital Neighbor Program	12/1/25	Ongoing	0	0		120

	Recipient	Project	Assumed Project Start Date*	Status	Number of New Broadband Subscriptions	Number of People Who Have Completed Training	Number of Projected Subscriptions per Project	Number of Projected Participants per Project
204	digitalLIFT (formerly Community Tech Network or CTN)	Solano County	12/4/24	Ongoing			0	120
205	digitalLIFT (formerly Community Tech Network or CTN)	Solano County 2026	12/1/25	Ongoing	0	0		240
206	Disability Community Resource Center	Addressing the Digital Divide for People with Disabilities	12/2/25	Ongoing	0	0		50
207	EAH Inc.	100 Kings Circle-Cloverdale		Completed	80	52	10	65
208	EAH Inc.	100 Ned's Way-Tiburon		Completed		40		50
209	EAH Inc.	1000 El Camino Real (Gateway Santa Clara)	10/7/22	Completed		35	5	35
210	EAH Inc.	1101 Carver Road (Archway Commons I)	10/7/22	Completed	30	30	5	30
211	EAH Inc.	1275 South Winery Avenue (Summer Park)	10/7/22	Completed	1	51	5	50
212	EAH Inc.	1535 W. San Carlos Street-San Jose		Completed		65	10	65

	Recipient	Project	Assumed Project Start Date*	Status	Number of New Broadband Subscriptions	Number of People Who Have Completed Training	Number of Projected Subscriptions per Project	Number of Projected Participants per Project
213	EAH Inc.	16170 Monterey Road-Morgan Hill		Completed		26		39
214	EAH Inc.	164 N San Pedro Road-San Rafael		Completed	5	44	10	60
215	EAH Inc.	1777 Newbury Drive-San Jose		Completed		65	10	65
216	EAH Inc.	235 E. Dunne Avenue-Morgan Hill		Completed	10	20	10	39
217	EAH Inc.	2738 Kollmar Avenue (Taylor Oaks)	10/7/22	Completed		40	5	40
218	EAH Inc.	355 Race Street-San Jose		Completed	40	65	10	65
219	EAH Inc.	37 Miwok Way-Mill Valley		Completed	10	32		50
220	EAH Inc.	4838 East Laurel Ave. (Arbor Court)	10/7/22	Completed	21	20	2	20
221	EAH Inc.	500 W. Linwood Ave Phase I (Avena Bella I)	10/7/22	Completed		28	5	30

	Recipient	Project	Assumed Project Start Date*	Status	Number of New Broadband Subscriptions	Number of People Who Have Completed Training	Number of Projected Subscriptions per Project	Number of Projected Participants per Project
222	EAH Inc.	500 W. Linwood Ave Phase II (Avena Bella II)	10/7/22	Completed		27	5	30
223	EAH Inc.	5004 Hartnett Ave. (Crescent Park)	10/7/22	Completed		50	5	50
224	EAH Inc.	5450 DeMarcus Blvd. (Camellia Place)	10/7/22	Completed		48	5	50
225	EAH Inc.	600 A Street P.O. Box 1055-Pt. Reyes Station		Completed	10	19	10	24
226	EAH Inc.	605 Willow Road-Menlo Park		Completed	2	35		59
227	EAH Inc.	638 21st Street -Oakland		Completed	50	34		50
228	EAH Inc.	875 N. 10th Street (Cornerstone at Japantown)	10/7/22	Completed		40	5	40
229	EAH Inc.	990 College Ave.-St. Helena		Completed	15	30	10	65
230	EAH Inc.	Eastern Park Apartments Digital Literacy		Completed		50	0	50

	Recipient	Project	Assumed Project Start Date*	Status	Number of New Broadband Subscriptions	Number of People Who Have Completed Training	Number of Projected Subscriptions per Project	Number of Projected Participants per Project
231	EAH Inc.	Estrella Vista		Completed	10	53		65
232	EAH Inc.	Fellowship Plaza		Completed	13	66		65
233	EAH Inc.	Mackey Terrace		Completed	26	32		50
234	EAH Inc.	Markham Plaza I		Completed	19	44		65
235	EAH Inc.	Markham Plaza II		Completed	10	39		65
236	EAH Inc.	Town Park Towers Digital Literacy		Completed		60		50
237	EAH Inc.	Western Park Apartments Digital Literacy		Completed		50		50
238	Easter Seals Southern California, Inc.	Sustainable Digital Literacy for Individuals with Disabilities	12/17/25	Ongoing	0	0	50	1500
239	Eastmont Community Center	Digital Skills for Life (DS4L)	12/1/25	Ongoing	0	0		160

	Recipient	Project	Assumed Project Start Date*	Status	Number of New Broadband Subscriptions	Number of People Who Have Completed Training	Number of Projected Subscriptions per Project	Number of Projected Participants per Project
240	Economic Development Collaborative - Ventura County	EDC DL - Lompoc	12/15/25	Ongoing	0	0	240	240
241	Economic Development Collaborative - Ventura County	EDC DL - Moorpark	12/15/25	Ongoing	0	0	240	240
242	Economic Development Collaborative - Ventura County	EDC DL - Ojai	12/15/25	Ongoing	0	0	160	160
243	Economic Development Collaborative - Ventura County	EDC DL - Oxnard	12/15/25	Ongoing	0	0	240	240
244	Economic Development Collaborative - Ventura County	EDC DL - Santa Paula	12/15/25	Ongoing	0	0	200	200
245	Eden Housing, Inc.	Alameda	6/17/25	Ongoing	0	0	15	55
246	Eden Housing, Inc.	Alta Mira Family		Completed	12	48	72	67
247	Eden Housing, Inc.	Ashland Village		Completed	19	24	101	77
248	Eden Housing, Inc.	Cambrian Center		Completed	16	32	59	89

	Recipient	Project	Assumed Project Start Date*	Status	Number of New Broadband Subscriptions	Number of People Who Have Completed Training	Number of Projected Subscriptions per Project	Number of Projected Participants per Project
249	Eden Housing, Inc.	Central	10/4/22	Ongoing		8	15	62
250	Eden Housing, Inc.	Central	6/17/25	Ongoing	0	0	15	62
251	Eden Housing, Inc.	Contra Costa	6/17/25	Ongoing	0	0	15	60
252	Eden Housing, Inc.	East Bluff		Completed	25	29	71	75
253	Eden Housing, Inc.	Eden Issei Terrace		Completed	30	56	36	55
254	Eden Housing, Inc.	Eden Lodge		Completed	16	36	54	82
255	Eden Housing, Inc.	Eden Palms		Completed	18	22	145	151
256	Eden Housing, Inc.	Estabrook Place		Completed	17	18	23	35
257	Eden Housing, Inc.	Ford Road Plaza		Completed	6	9	61	68

	Recipient	Project	Assumed Project Start Date*	Status	Number of New Broadband Subscriptions	Number of People Who Have Completed Training	Number of Projected Subscriptions per Project	Number of Projected Participants per Project
258	Eden Housing, Inc.	Fremont	10/4/22	Ongoing		54	15	80
259	Eden Housing, Inc.	Fremont	6/17/25	Ongoing	0	0	15	80
260	Eden Housing, Inc.	Hayward	10/4/22	Ongoing		38		143
261	Eden Housing, Inc.	North Bay	10/4/22	Ongoing		24	15	60
262	Eden Housing, Inc.	North Bay	6/17/25	Ongoing	0	0	15	60
263	Eden Housing, Inc.	Peninsula	6/17/25	Ongoing	0	0	10	55
264	Eden Housing, Inc.	Rivertown Place		Completed	6	14	65	57
265	Eden Housing, Inc.	San Diego	10/4/22	Ongoing				150
266	Eden Housing, Inc.	San Jose	10/4/22	Ongoing		26	12	55

	Recipient	Project	Assumed Project Start Date*	Status	Number of New Broadband Subscriptions	Number of People Who Have Completed Training	Number of Projected Subscriptions per Project	Number of Projected Participants per Project
267	Eden Housing, Inc.	San Jose	6/17/25	Ongoing	0	0	12	55
268	Eden Housing, Inc.	Tri-Valley	10/4/22	Ongoing		36		98
269	Eden Housing, Inc.	Virginia Lane		Completed	20	31	69	71
270	Empowering Success now Also Known As Inland Empire Institute of Business and Technology	Bilingual Digital Literacy		Completed		681	150	600
271	Empowering Success now Also Known As Inland Empire Institute of Business and Technology	Bilingual Digital Literacy Program	12/17/24	Ongoing			125	315
272	EngAGE, Inc. (formerly More than Shelter for Seniors)	EngAGE in Digital Literacy - Cotton's Point Senior Apartments		Completed		15		35
273	EngAGE, Inc. (formerly More than Shelter for Seniors)	EngAGE in Digital Literacy - Olivera Senior Apartments		Completed		3		42
274	EngAGE, Inc. (formerly More than Shelter for Seniors)	EngAGE in Technology		Completed		32		42

	Recipient	Project	Assumed Project Start Date*	Status	Number of New Broadband Subscriptions	Number of People Who Have Completed Training	Number of Projected Subscriptions per Project	Number of Projected Participants per Project
275	EngAGE, Inc. (formerly More than Shelter for Seniors)	EngAGE in Technology (Long Beach Senior Arts Colony)		Completed		29		42
276	Episcopal Community Services of San Francisco	1180 4th Street: Digital Literacy in Supportive Housing		Completed		23		40
277	Episcopal Community Services of San Francisco	Auburn and Minna-Lee: Digital Literacy in Supportive Housing		Completed		30		30
278	Episcopal Community Services of San Francisco	The Alder: Digital Literacy in Supportive Housing		Completed		31		45
279	Episcopal Community Services of San Francisco	The Crosby: Digital Literacy in Supportive Housing		Completed		24		50
280	Episcopal Community Services of San Francisco	The Elm: Digital Literacy in Supportive Housing		Completed		18		30
281	Episcopal Community Services of San Francisco	The Henry: Digital Literacy in Supportive Housing		Completed		23		40
282	Episcopal Community Services of San Francisco	The Mentone: Digital Literacy in Supportive Housing		Completed		20		40
283	Episcopal Community Services of San Francisco	The Rose and Hillsdale: Digital Literacy in Supportive Housing		Completed		20		20

	Recipient	Project	Assumed Project Start Date*	Status	Number of New Broadband Subscriptions	Number of People Who Have Completed Training	Number of Projected Subscriptions per Project	Number of Projected Participants per Project
284	EveryoneOn	Digital Connections - Central, East, and South Los Angeles	8/11/25	Ongoing	0	0	0	300
285	EveryoneOn	Digital Connections - South Bay & Gateway Cities	6/9/25	Ongoing	0	0	0	200
286	EveryoneOn	Digital Connections Bay Area	4/4/23	Completed	30	150	56	150
287	EveryoneOn	Digital Connections Bay Area	11/30/23	Ongoing	18	141	56	225
288	EveryoneOn	Digital Connections Central Los Angeles	4/4/23	Ongoing	45	225	58	240
289	EveryoneOn	Digital Connections in Southeast Los Angeles (Los Angeles County)	5/15/24	Ongoing	6	30	50	240
290	EveryoneOn	Digital Connections in the San Fernando Valley (Los Angeles County)	5/15/24	Ongoing	12	60	30	180
291	EveryoneOn	Digital Connections in the San Gabriel Valley (Los Angeles County)	5/15/24	Ongoing			30	180
292	EveryoneOn	Digital Connections Los Angeles	4/4/23	Completed	42	210	42	210

	Recipient	Project	Assumed Project Start Date*	Status	Number of New Broadband Subscriptions	Number of People Who Have Completed Training	Number of Projected Subscriptions per Project	Number of Projected Participants per Project
293	EveryoneOn	Digital Connections, Alameda County	12/3/25	Ongoing	0	0	20	160
294	EveryoneOn	Digital Connections, Fresno County	12/3/25	Ongoing	0	0	20	135
295	EveryoneOn	Digital Connections, Kern County (North)	12/3/25	Ongoing	0	0	20	150
296	EveryoneOn	Digital Connections, Kern County (South)	12/3/25	Ongoing	0	0	20	150
297	EveryoneOn	Digital Connections, LA San Fernando Valley	12/3/25	Ongoing	0	0	20	180
298	EveryoneOn	Digital Connections, San Francisco County	12/3/25	Ongoing	0	0	20	160
299	EveryoneOn	Digital Connections, Santa Clara County	12/3/25	Ongoing	0	0	20	160
300	EveryoneOn	Digital Connections, Tulare County	12/3/25	Ongoing	0	0	20	90
301	EveryoneOn	EveryoneON East Bay DL	12/13/24	Ongoing			0	150

	Recipient	Project	Assumed Project Start Date*	Status	Number of New Broadband Subscriptions	Number of People Who Have Completed Training	Number of Projected Subscriptions per Project	Number of Projected Participants per Project
302	EveryoneOn	Fresno County EveryoneON DL	12/12/24	Ongoing			0	125
303	EveryoneOn	Kern County EveryoneON DL	12/13/24	Ongoing			0	200
304	EveryoneOn	Opportunity Connect		Completed	8	122		120
305	EveryoneOn	Opportunity Connect		Completed	18	90		120
306	EveryoneOn	Opportunity Connect		Completed	21	120	100	102
307	EveryoneOn	Opportunity Connect		Completed	19	110	0	102
308	EveryoneOn	Opportunity Connection		Completed		115		102
309	EveryoneOn	San Mateo County EveryoneON DL	12/13/24	Ongoing			0	150
310	Familias Empoderadas del Valle Central	Digital Navigators: Familias Empoderadas del Valle Central	7/3/25	Ongoing	0	0	30	275

	Recipient	Project	Assumed Project Start Date*	Status	Number of New Broadband Subscriptions	Number of People Who Have Completed Training	Number of Projected Subscriptions per Project	Number of Projected Participants per Project
311	Felton Institute dba Family Service Agency of San Francisco	Expanding Digital Literacy for the Aging		Completed		385	100	750
312	Felton Institute dba Family Service Agency of San Francisco	Expanding Digital Literacy for the Aging	10/5/22	Completed	13	219	10	210
313	Felton Institute dba Family Service Agency of San Francisco	The Tech Squad: Connecting Our Disconnected Seniors		Completed		443		500
314	First Community Housing	Access for All - Campbell		Completed		8		50
315	First Community Housing	Access for All - Morgan Hill		Completed		10		40
316	First Community Housing	Access for All - Mountain View		Completed		12		15
317	First Community Housing	Access for All - Redwood City		Completed		8		25
318	First Community Housing	Access for All - San Jose 1		Completed		10		15
319	First Community Housing	Access for All - San Jose 2		Completed		9		40

	Recipient	Project	Assumed Project Start Date*	Status	Number of New Broadband Subscriptions	Number of People Who Have Completed Training	Number of Projected Subscriptions per Project	Number of Projected Participants per Project
320	Fresno Economic Opportunities Commission	Access to Technology Program: Bridging Generations in Rural Communities	6/16/25	Ongoing	0	0	45	306
321	Fresno Economic Opportunities Commission	Fresno Economic Opportunities Commission DL	2/12/25	Ongoing	0	0		2400
322	Geeks Without Frontiers	San Jose ON	12/11/23	Completed		228	0	228
323	Geeks Without Frontiers	San Jose ON and Beyond - Project Families	6/23/25	Ongoing	0	0	0	200
324	Geeks Without Frontiers	San Jose ON and Beyond - Project Un & Under Housed	6/23/25	Ongoing	0	0	0	200
325	Geeks Without Frontiers	San Jose ON and Beyond - ReEntry	6/23/25	Ongoing	0	0	0	200
326	Go Public Schools Fresno	Fresno Coalition for Digital Inclusion: Go Public Schools Fresno Project	10/24/22	Ongoing			30	315
327	Goodwill of Silicon Valley	Digital Inclusion Program		Completed	200	354		480
328	Goodwill of the San Francisco Bay	Goodwill San Francisco Bay DL	12/18/24	Ongoing			75	200

	Recipient	Project	Assumed Project Start Date*	Status	Number of New Broadband Subscriptions	Number of People Who Have Completed Training	Number of Projected Subscriptions per Project	Number of Projected Participants per Project
329	Great Beginnings for Black Babies, Inc.	GBBB Healthy Mom's and Babies Program	8/7/23	Ongoing		10		360
330	Great Harvest Community Center	Adelanto Elementary District	10/3/22	Completed		62	15	200
331	Great Harvest Community Center	Alta Loma District	10/3/22	Completed		65	15	200
332	Great Harvest Community Center	Apple Valley Unified District	10/3/22	Completed		200	15	200
333	Great Harvest Community Center	ARPA_29Palms_92277	11/17/23	Ongoing			6	200
334	Great Harvest Community Center	ARPA_Adelanto_92301	11/17/23	Ongoing			5	75
335	Great Harvest Community Center	ARPA_Apple Valley_92307-08	11/17/23	Ongoing			2	23
336	Great Harvest Community Center	ARPA_Barstow_92311	11/17/23	Ongoing			7	59
337	Great Harvest Community Center	ARPA_Big Bear City_92314	11/17/23	Ongoing			10	126

	Recipient	Project	Assumed Project Start Date*	Status	Number of New Broadband Subscriptions	Number of People Who Have Completed Training	Number of Projected Subscriptions per Project	Number of Projected Participants per Project
338	Great Harvest Community Center	ARPA_Big Bear Lk_92315	11/17/23	Ongoing			2	48
339	Great Harvest Community Center	ARPA_Chino Hills_91709	11/17/23	Ongoing			10	195
340	Great Harvest Community Center	ARPA_Chino_91710	11/17/23	Ongoing			8	121
341	Great Harvest Community Center	ARPA_Colton_92324	11/17/23	Ongoing			9	166
342	Great Harvest Community Center	ARPA_Fontana_92335	11/17/23	Ongoing			9	200
343	Great Harvest Community Center	ARPA_Fontana_92336	11/17/23	Ongoing			9	200
344	Great Harvest Community Center	ARPA_Fontana_92337	11/17/23	Ongoing			9	200
345	Great Harvest Community Center	ARPA_Hesperia_92345	11/17/23	Ongoing			10	200
346	Great Harvest Community Center	ARPA_Highland_92346	11/17/23	Ongoing			8	163

	Recipient	Project	Assumed Project Start Date*	Status	Number of New Broadband Subscriptions	Number of People Who Have Completed Training	Number of Projected Subscriptions per Project	Number of Projected Participants per Project
347	Great Harvest Community Center	ARPA_LomaLinda_92354	11/17/23	Ongoing			4	116
348	Great Harvest Community Center	ARPA_Montclair_91763	11/17/23	Ongoing			5	129
349	Great Harvest Community Center	ARPA_Ontario_91761	11/17/23	Ongoing			5	200
350	Great Harvest Community Center	ARPA_Ontario_91762	11/17/23	Ongoing			5	200
351	Great Harvest Community Center	ARPA_Ontario_91764	11/17/23	Ongoing			8	173
352	Great Harvest Community Center	ARPA_RanchoCuc_91701	11/17/23	Ongoing			1	44
353	Great Harvest Community Center	ARPA_RanchoCuc_91730	11/17/23	Ongoing			1	44
354	Great Harvest Community Center	ARPA_RanchoCuc_91737	11/17/23	Ongoing			1	44
355	Great Harvest Community Center	ARPA_RanchoCuc_91739	11/17/23	Ongoing			1	44

	Recipient	Project	Assumed Project Start Date*	Status	Number of New Broadband Subscriptions	Number of People Who Have Completed Training	Number of Projected Subscriptions per Project	Number of Projected Participants per Project
356	Great Harvest Community Center	ARPA_Redlands_92373	11/17/23	Ongoing			5	200
357	Great Harvest Community Center	ARPA_Rialto_92376	11/17/23	Ongoing			7	149
358	Great Harvest Community Center	ARPA_Rialto_92377	11/17/23	Ongoing			7	149
359	Great Harvest Community Center	ARPA_Snbrndo_92404	11/17/23	Ongoing			5	113
360	Great Harvest Community Center	ARPA_Snbrndo_92405	11/17/23	Ongoing			7	150
361	Great Harvest Community Center	ARPA_Snbrndo_92407	11/17/23	Ongoing			7	150
362	Great Harvest Community Center	ARPA_Snbrndo_92408	11/17/23	Ongoing			7	150
363	Great Harvest Community Center	ARPA_Snbrndo_92411	11/17/23	Ongoing			7	150
364	Great Harvest Community Center	ARPA_Upland_91784	11/17/23	Ongoing			5	73

	Recipient	Project	Assumed Project Start Date*	Status	Number of New Broadband Subscriptions	Number of People Who Have Completed Training	Number of Projected Subscriptions per Project	Number of Projected Participants per Project
365	Great Harvest Community Center	ARPA_Upland_91786	11/17/23	Ongoing			5	72
366	Great Harvest Community Center	ARPA_Victorville_92392	11/17/23	Ongoing			5	105
367	Great Harvest Community Center	ARPA_Victorville_92394	11/17/23	Ongoing			5	100
368	Great Harvest Community Center	ARPA_Yucaipa_92399	11/17/23	Ongoing			8	157
369	Great Harvest Community Center	ARPA_YuccaValley_92284	11/17/23	Ongoing			8	140
370	Great Harvest Community Center	Barstow Unified District	10/3/22	Ongoing		58	15	200
371	Great Harvest Community Center	Bear Valley Unified District	10/3/22	Completed		65	15	200
372	Great Harvest Community Center	Central School District	10/3/22	Completed		64	15	200
373	Great Harvest Community Center	Chaffey Joint Union High School	10/3/22	Completed		59	15	200

	Recipient	Project	Assumed Project Start Date*	Status	Number of New Broadband Subscriptions	Number of People Who Have Completed Training	Number of Projected Subscriptions per Project	Number of Projected Participants per Project
374	Great Harvest Community Center	Chino Valley Unified District	10/3/22	Completed			15	200
375	Great Harvest Community Center	Colton Joint Unified District	10/3/22	Completed		63	15	200
376	Great Harvest Community Center	Cucamonga District	10/3/22	Ongoing		59	15	200
377	Great Harvest Community Center	Etiwanda District	10/3/22	Completed		56	15	200
378	Great Harvest Community Center	Fontana Unified District	10/3/22	Completed		69	15	200
379	Great Harvest Community Center	Helendale District	10/3/22	Ongoing		58	15	200
380	Great Harvest Community Center	Hesperia Unified District	10/3/22	Completed		61	15	200
381	Great Harvest Community Center	Lucerne Valley Un District	10/3/22	Completed	0	200	15	200
382	Great Harvest Community Center	Morongo Unified District	10/3/22	Completed		69	15	200

	Recipient	Project	Assumed Project Start Date*	Status	Number of New Broadband Subscriptions	Number of People Who Have Completed Training	Number of Projected Subscriptions per Project	Number of Projected Participants per Project
383	Great Harvest Community Center	Mountain View District	10/3/22	Completed		57	15	200
384	Great Harvest Community Center	Ontario-Montclair District	10/3/22	Completed		71	15	200
385	Great Harvest Community Center	Oro Grande District	10/3/22	Completed	0	200	15	200
386	Great Harvest Community Center	Redlands Unified District	10/3/22	Completed		74	15	200
387	Great Harvest Community Center	Rialto Unified District	10/3/22	Completed		68	15	200
388	Great Harvest Community Center	Rim of World Un District	10/3/22	Completed		59	15	200
389	Great Harvest Community Center	San Bernardino City Un District	10/3/22	Completed		200	15	200
390	Great Harvest Community Center	SBVC Valley College CalWORKs	10/3/22	Completed		200	30	200
391	Great Harvest Community Center	Silver Valley Unified District	10/3/22	Completed		61	15	200

	Recipient	Project	Assumed Project Start Date*	Status	Number of New Broadband Subscriptions	Number of People Who Have Completed Training	Number of Projected Subscriptions per Project	Number of Projected Participants per Project
392	Great Harvest Community Center	Snowline Joint Unified District	10/3/22	Completed		61	15	200
393	Great Harvest Community Center	Upland Unified District	10/3/22	Completed		71	15	200
394	Great Harvest Community Center	Victor Elementary District	10/3/22	Completed		80	15	200
395	Great Harvest Community Center	Victor Valley Joint Un District	10/3/22	Completed		76	15	200
396	Great Harvest Community Center	Yucaipa-Calimesa Joint District	10/3/22	Completed		82	15	315
397	Hamilton Families	Family Digital Literacy		Completed		56		70
398	Hamilton Families	Family Digital Literacy		Completed		22		70
399	Hamilton Families	Family Digital Literacy		Completed		24		70
400	Hartnell College	Digital Literacy in Castroville		Completed		161	0	165

	Recipient	Project	Assumed Project Start Date*	Status	Number of New Broadband Subscriptions	Number of People Who Have Completed Training	Number of Projected Subscriptions per Project	Number of Projected Participants per Project
401	Hartnell College	Digital Literacy in King City		Completed		268	0	165
402	HomeRise (Community Housing Partnership)	Hotel Essex: Digital Literacy in Supportive Housing		Completed		13	20	40
403	HomeRise (Community Housing Partnership)	The Senator Hotel: Digital Literacy in Supportive Housing		Completed		4	20	40
404	Housing Authority of the City of Fresno	Senior Bridges at Florence	5/13/24	Ongoing			10	25
405	Housing Authority of the City of Fresno	Senior Linnaea Villas	5/13/24	Ongoing			10	25
406	Housing Authority of the City of Fresno	Senior Marion Villas	5/13/24	Ongoing			10	25
407	Housing Authority of the City of Fresno	Southeast Cedar Courts	4/10/23	Ongoing			25	50
408	Housing Authority of the City of Fresno	Southwest Fresno - Legacy Commons	4/10/23	Ongoing			25	50
409	Housing Authority of the City of Fresno	Tech Camp Senior Edition - County West	4/10/23	Ongoing			10	40

	Recipient	Project	Assumed Project Start Date*	Status	Number of New Broadband Subscriptions	Number of People Who Have Completed Training	Number of Projected Subscriptions per Project	Number of Projected Participants per Project
410	Housing Authority of the City of Fresno	Youth Mariposa Commons	5/13/24	Ongoing			10	30
411	Housing Authority of the City of Fresno	Youth Parc Grove Commons	5/13/24	Ongoing			10	100
412	Housing Authority of the City of Fresno	Youth Solivita Commons	5/13/24	Ongoing			10	30
413	Human Good: Piedmont Gardens	Piedmont Gardens Digital Literacy		Completed		35	0	80
414	human-I-T	human-I-T Connect (130 Pine Ave)		Extension		161		416
415	human-I-T	human-I-T Connect (200 Spring St.)		Extension		161		416
416	human-I-T	human-I-T Connect (4525 Sheila St.)		Extension		162		416
417	iFoster, Inc.	Digital Literacy for Foster Youth		Completed		7917		12500
418	Inglewood Public Library - Children's Services	Inglewood Public Library Digital Literacy Project		Completed		30		360

	Recipient	Project	Assumed Project Start Date*	Status	Number of New Broadband Subscriptions	Number of People Who Have Completed Training	Number of Projected Subscriptions per Project	Number of Projected Participants per Project
419	International Children Assistance Network	California Get Connected Collaborative - ICAN (1)	9/30/22	Extension		69	30	100
420	International Rescue Committee - San Jose Office	Digital Literacy for New Americans: Digital Inclusion for School and Careers (DISC)	4/11/23	Completed	168	214	160	133
421	International Rescue Committee in Oakland	International Rescue Committee in Oakland DL	2/13/25	Ongoing	0	0		380
422	Iranian American Cultural & Educational Center	Digital Age Skills Building Program	12/12/24	Ongoing			30	335
423	Korean Resource Center (KRC)	Korean Resource Center (KRC) Digital Empowerment Program	5/20/24	Ongoing			15	325
424	LA United Methodist Urban Foundation	Kid City Hope Place Digital Literacy Program	5/22/24	Ongoing		42	10	320
425	Library Foundation of Los Angeles	Cybernauts at the Los Angeles Public Library	12/4/25	Ongoing	0	0	50	275
426	Loaves, Fishes & Computers	Loaves, Fishes & Computers: Advancing the Community with Digital Equity	12/12/23	Ongoing		185	100	325
427	Los Angeles County Office of Education	Equitable Communities: Digital Literacy in a Technical Society - Hawthorne	7/10/24	Ongoing				1620

	Recipient	Project	Assumed Project Start Date*	Status	Number of New Broadband Subscriptions	Number of People Who Have Completed Training	Number of Projected Subscriptions per Project	Number of Projected Participants per Project
428	Los Angeles County Office of Education	Equitable Communities: Digital Literacy in a Technical Society - Lancaster	7/10/24	Ongoing				1620
429	Los Promotores Comunitarios	Digital Navigators: Los Promotores Comunitarios	6/25/25	Ongoing	0	0	30	275
430	Lutheran Social Services (LSS) of Northern California	Mosaica Family Apts: Improving Lives Through Digital Literacy and Access		Completed		64		66
431	Lutheran Social Services (LSS) of Northern California	Transition Age Youth Digital Literacy and Job Readiness Training in Sacramento		Completed		30		30
432	Madera Coalition for Community Justice	Digital Navigators: Madera Coalition for Community Justice	6/10/25	Ongoing	0	0	30	275
433	Match2Hire	Solano Equity Digital Literacy Expansion	5/29/25	Ongoing	0	0	175	250
434	Mental Health Association of San Francisco (MHASF)	Tech@Hand	5/29/25	Ongoing	0	0	10	40
435	Mission Economic Development Agency	Equitable Access and Inclusion: Latino LMI Community Digital Literacy Project	6/3/24	Ongoing	0	242	200	310
436	Monterey Bay Economic Partnership	Digital Navigators: MBEP	12/4/25	Ongoing	0	0	30	275

	Recipient	Project	Assumed Project Start Date*	Status	Number of New Broadband Subscriptions	Number of People Who Have Completed Training	Number of Projected Subscriptions per Project	Number of Projected Participants per Project
437	Monument Impact	Conectate y Avanza (Connect and Advance)		Completed	20	529	0	310
438	Monument Impact	Conectate y Avanza (Connect and Advance)		Completed	26	314	35	272
439	Nu Communications Alliance	Digital Literacy Project	7/30/23	Ongoing			0	40
440	Oakland Adult and Career Education (OACE)	Mobile Classroom - Oakland Adult and Career Education (OACE)		Completed	6	35	25	80
441	Oakland Adult and Career Education (OACE)	Oakland Adult and Career Learning (OACE) - Digital Literacy Instruction	12/7/23	Ongoing	6	35	16	108
442	Oakland Tech Exchange	Tech Exchange: Digital Literacy - Alameda County Housing Sites	12/19/23	Completed	6	135	100	135
443	Oakland Tech Exchange	Tech Exchange: Digital Literacy - Alameda County Libraries	12/19/23	Completed	1	135	100	135
444	Oakland Tech Exchange	Tech Exchange: Digital Literacy - Intermediate & Remote Workshops	12/19/24	Ongoing			50	200
445	Oakland Tech Exchange	Tech Exchange: Digital Literacy - San Mateo County Housing Sites	12/19/23	Ongoing		34	100	135

	Recipient	Project	Assumed Project Start Date*	Status	Number of New Broadband Subscriptions	Number of People Who Have Completed Training	Number of Projected Subscriptions per Project	Number of Projected Participants per Project
446	Oakland Tech Exchange	Tech Exchange: Digital Literacy - San Mateo County Libraries	12/19/23	Ongoing			100	135
447	Oakland Tech Exchange	Tech Exchange: Digital Literacy - Solano County Housing Sites	12/19/23	Completed	5	135	100	135
448	Oakland Tech Exchange	Tech Exchange: Digital Literacy - Solano County Libraries	12/19/23	Ongoing		36	100	135
449	Oakland Tech Exchange	TEx: Alameda Co/ Libraries DL - English	12/19/24	Ongoing			25	135
450	Oakland Tech Exchange	TEx: Alameda Co/ Libraries DL - Other	12/19/24	Ongoing			25	135
451	Oakland Tech Exchange	TEx: Alameda Co/ Libraries DL - Spanish	12/19/24	Ongoing			25	135
452	Oakland Tech Exchange	TEx: Alameda Co/ Nonprofit Partner Sites DL	12/19/24	Completed	0	136	25	135
453	Oakland Tech Exchange	TEx: Alameda Co/ Oakland School Sites DL - English	12/19/24	Ongoing			25	135
454	Oakland Tech Exchange	TEx: Alameda Co/ Oakland School Sites DL - Spanish & Other	12/19/24	Ongoing			25	135

	Recipient	Project	Assumed Project Start Date*	Status	Number of New Broadband Subscriptions	Number of People Who Have Completed Training	Number of Projected Subscriptions per Project	Number of Projected Participants per Project
455	Oakland Tech Exchange	TEEx: Alameda Co/ Oakland TechHub DL - English	12/19/24	Ongoing			25	135
456	Oakland Tech Exchange	TEEx: Alameda Co/ Oakland TechHub DL - Other	12/19/24	Ongoing			25	135
457	Oakland Tech Exchange	TEEx: Alameda Co/ Oakland TechHub DL - Spanish	12/19/24	Ongoing			25	135
458	Oakland Tech Exchange	TEEx: Alameda Co/ Public Housing Sites DL	12/19/24	Ongoing			25	135
459	Oakland Tech Exchange	TEEx: Contra Costa Co - East/ Nonprofit Partner Sites DL	12/19/24	Ongoing			25	135
460	Oakland Tech Exchange	TEEx: Contra Costa Co - West/ Nonprofit Partner Sites DL	12/19/24	Ongoing			25	135
461	Oakland Tech Exchange	TEEx: Contra Costa Co/ Libraries DL - English	12/19/24	Ongoing			25	135
462	Oakland Tech Exchange	TEEx: Contra Costa Co/ Libraries DL - Spanish & Other	12/19/24	Ongoing			25	135
463	Oakland Tech Exchange	TEEx: Contra Costa Co/ School Sites DL - English	12/19/24	Ongoing			25	135

	Recipient	Project	Assumed Project Start Date*	Status	Number of New Broadband Subscriptions	Number of People Who Have Completed Training	Number of Projected Subscriptions per Project	Number of Projected Participants per Project
464	Oakland Tech Exchange	TEEx: Contra Costa Co/ School Sites DL - Spanish & Other	12/19/24	Ongoing			25	135
465	Oakland Tech Exchange	TEEx: San Francisco/ Libraries DL - English	12/19/24	Ongoing			25	135
466	Oakland Tech Exchange	TEEx: San Francisco/ Libraries DL - Spanish	12/19/24	Ongoing			25	135
467	Oakland Tech Exchange	TEEx: San Francisco/ Nonprofit Partner Sites DL	12/19/24	Ongoing			25	135
468	Oakland Tech Exchange	TEEx: San Mateo Co/ DL - English	12/19/24	Ongoing			25	135
469	Oakland Tech Exchange	TEEx: San Mateo Co/ DL - Spanish & Other	12/19/24	Ongoing			25	135
470	Oakland Tech Exchange	TEEx: Santa Clara Co/ Other Cities DL	12/19/24	Ongoing			25	135
471	Oakland Tech Exchange	TEEx: Santa Clara Co/ San Jose DL	12/19/24	Ongoing			25	135
472	Oakland Tech Exchange	TEEx: Solano Co/ DL - English	12/19/24	Ongoing			25	135

	Recipient	Project	Assumed Project Start Date*	Status	Number of New Broadband Subscriptions	Number of People Who Have Completed Training	Number of Projected Subscriptions per Project	Number of Projected Participants per Project
473	Oakland Tech Exchange	TEx: Solano Co/ DL - Spanish & Other	12/19/24	Ongoing			25	135
474	Oakland Technology and Education Center	Leveling Up: Storytelling through Games, AI, & AR (A Community, Public School, and Public Library Collaboration)	12/6/24	Ongoing			0	340
475	Opportunity Junction	Technology Center		Completed		298	45	300
476	Parent Institute for Quality Education (PIQE)	Fresno Coalition for Digital Inclusion: PIQE Project	9/26/22	Completed		1155	0	2130
477	Parent University	Parent University: California	6/24/24	Ongoing	10	327		2100
478	Parent, Family Engagement and Community Services, Inc.	Community Digital Literacy		Completed	20	150		225
479	Parent, Family Engagement and Community Services, Inc.	El Monte, CA Community Digital Literacy		Completed	16	48		130
480	Parent, Family Engagement and Community Services, Inc.	Fullerton, CA Community Digital Literacy		Completed	16	107		130
481	Parent, Family Engagement and Community Services, Inc.	Montebello, CA Community Digital Literacy		Completed	15	71		130

	Recipient	Project	Assumed Project Start Date*	Status	Number of New Broadband Subscriptions	Number of People Who Have Completed Training	Number of Projected Subscriptions per Project	Number of Projected Participants per Project
482	Parent, Family Engagement and Community Services, Inc.	Wilmington, CA Community Digital Literacy		Completed	15	115		130
483	Pars Equality Center	California Get Connected- Los Angeles County	12/2/25	Ongoing	0	0	75	150
484	Pars Equality Center	California Get Connected- Santa Clara County	12/2/25	Ongoing	0	0	75	150
485	Pinto Reconnect	Digital Navigators: Pinto Reconnect	6/2/25	Ongoing	0	0	30	275
486	Prosperity Lab	Digital Equity Lab	10/20/22	Completed		120	0	118
487	Prosperity Lab	DIGITAL EQUITY LAB	12/1/24	Ongoing			0	220
488	Rainbow Labs Mentoring	Rainbow Labs Digital Learning Lab Project	12/2/25	Ongoing	0	0	0	80
489	Reading and Beyond	RaB Digital Literacy 1.0 (Mosqueda)		Completed	6	174	270	1800
490	Reading and Beyond	RaB Digital Literacy 1.0 (N Location)		Completed	6	176	270	1800

	Recipient	Project	Assumed Project Start Date*	Status	Number of New Broadband Subscriptions	Number of People Who Have Completed Training	Number of Projected Subscriptions per Project	Number of Projected Participants per Project
491	REDWOOD CITY LIBRARY FOUNDATION	DLP/Redwood City Main Library		Completed		78		2080
492	Sacramento Chinese Community Service Center (SCCSC)	Community Digital Empowerment Initiative - Del Paso Heights	6/24/24	Ongoing				150
493	Sacramento Chinese Community Service Center (SCCSC)	Community Digital Empowerment Initiative - Foothill Farms	6/24/24	Ongoing				150
494	Sacramento Chinese Community Service Center (SCCSC)	Community Digital Empowerment Initiative - Fruitridge Pocket	6/24/24	Ongoing				150
495	Sacramento Chinese Community Service Center (SCCSC)	Community Digital Empowerment Initiative - Hagginwood	6/24/24	Ongoing				150
496	Sacramento Chinese Community Service Center (SCCSC)	Community Digital Empowerment Initiative - Lemon Hill	6/24/24	Ongoing				150
497	Sacramento Chinese Community Service Center (SCCSC)	Community Digital Empowerment Initiative - McClellan Park	6/24/24	Ongoing				150
498	Sacramento Chinese Community Service Center (SCCSC)	Community Digital Empowerment Initiative - Meadowview	6/24/24	Ongoing				150
499	Sacramento Chinese Community Service Center (SCCSC)	Community Digital Empowerment Initiative - North Highlands	6/24/24	Ongoing				150

	Recipient	Project	Assumed Project Start Date*	Status	Number of New Broadband Subscriptions	Number of People Who Have Completed Training	Number of Projected Subscriptions per Project	Number of Projected Participants per Project
500	Sacramento Chinese Community Service Center (SCCSC)	Community Digital Empowerment Initiative - Parkway	6/24/24	Ongoing				150
501	Sacramento Chinese Community Service Center (SCCSC)	Community Digital Empowerment Initiative - Rio Linda	6/24/24	Ongoing				150
502	Sacramento Chinese Community Service Center (SCCSC)	Community Digital Empowerment Initiative - Robla	6/24/24	Ongoing				150
503	Sacramento Chinese Community Service Center (SCCSC)	Community Digital Empowerment Initiative - Rosemont	6/24/24	Ongoing				150
504	Sacramento Zoroastrian Association	Sacramento Zoroastrian Association DL	11/27/23	Ongoing		11	30	350
505	Sacred Heart Community Service	Digital Inclusion- Literacy workshops	4/3/23	Ongoing		90	175	350
506	San Diego Association of Governments (SANDAG)	SANDAG Get Connected Program	10/4/22	Completed		380		300
507	San Diego Futures Foundation	San Diego Futures Foundation - Digital Bridge	5/30/25	Ongoing	0	0	50	300
508	San Diego Futures Foundation	SDFP Digital Literacy Program		Completed	25	801	50	960

	Recipient	Project	Assumed Project Start Date*	Status	Number of New Broadband Subscriptions	Number of People Who Have Completed Training	Number of Projected Subscriptions per Project	Number of Projected Participants per Project
509	Santa Barbara Partners in Education	NORTH Computers for Families	12/2/25	Ongoing	0	0	50	210
510	Santa Barbara Partners in Education	Santa Barbara Partners in Education Computers for Families	11/30/23	Ongoing		130	100	200
511	Santa Barbara Partners in Education	SOUTH Computers for Families	12/2/25	Ongoing	0	0	50	210
512	Satellite Affordable Housing Associates	Satellite St. Andrew's Manor, LLC, and and 3268 San Pablo, LP	9/26/22	Completed	32	32	110	66
513	Self-Help Enterprises (SHE)	Almond Court		Completed		39		36
514	Self-Help Enterprises (SHE)	Goshen Village		Completed		64		64
515	Self-Help Enterprises (SHE)	Parksdale Village 2		Completed		48		48
516	Self-Help Enterprises (SHE)	Sand Creek		Completed		60		60
517	Senior Coastsiders	Coastside Digital Literacy Program	12/10/24	Ongoing			10	80

	Recipient	Project	Assumed Project Start Date*	Status	Number of New Broadband Subscriptions	Number of People Who Have Completed Training	Number of Projected Subscriptions per Project	Number of Projected Participants per Project
518	Shasta College Foundation	Digital Navigators: Butte County (Building Butte Health)	6/20/25	Ongoing	0	0	30	314
519	Shasta College Foundation	Digital Navigators: Glenn County (Glenn to Greatness)	6/20/25	Ongoing	0	0	30	314
520	Shasta College Foundation	Digital Navigators: Lassen County (Lassen Healthcare Education Collaborative)	6/20/25	Ongoing	0	0	30	314
521	Shasta College Foundation	Digital Navigators: Modoc County (Advancing Modoc)	6/20/25	Ongoing	0	0	30	314
522	Shasta College Foundation	Digital Navigators: North State Hispanic Chamber of Commerce	6/20/25	Ongoing	0	0	30	314
523	Shasta College Foundation	Digital Navigators: Plumas County (Plumas County Network)	6/20/25	Ongoing	0	0	30	314
524	Shasta College Foundation	Digital Navigators: Shasta County (Reach Higher Shasta)	6/20/25	Ongoing	0	0	30	314
525	Shasta College Foundation	Digital Navigators: Sierra County (Sierra Strong)	6/20/25	Ongoing	0	0	30	314
526	Shasta College Foundation	Digital Navigators: Siskiyou County (Cradle to Careers for Siskiyou)	6/20/25	Ongoing	0	0	30	314

	Recipient	Project	Assumed Project Start Date*	Status	Number of New Broadband Subscriptions	Number of People Who Have Completed Training	Number of Projected Subscriptions per Project	Number of Projected Participants per Project
527	Shasta College Foundation	Digital Navigators: Tehama County (Expect More Tehama)	6/20/25	Ongoing	0	0	30	314
528	Shasta College Foundation	Digital Navigators: Trinity County (Trinity Together)	6/20/25	Ongoing	0	0	30	314
529	Shelter Care Resources	Shelter Care Resources DL	11/16/23	Ongoing	70	54	200	300
530	Siskiyou Community Resource Collaborative	California Get Connected - Siskiyou County	5/30/25	Ongoing	0	0	275	275
531	SoLa I CAN Foundation	SURGE: Technology & Entrepreneurship Development Center		Completed		2652		3300
532	South Bay Center for Counseling	Digital Dreamers Program	11/17/23	Ongoing	15	135	50	200
533	South Modesto Businesses United, Inc.	Digital Navigators: South Modesto Businesses United, Inc.	6/23/25	Ongoing	0	0	30	275
534	Southeast Community Development Corporation	Barrio Action Tech Center - Digital Literacy		Completed		268	0	320
535	Southeast Community Development Corporation	Bell Gardens Tech Center-Digital Literacy		Completed	1929	1929	0	320

	Recipient	Project	Assumed Project Start Date*	Status	Number of New Broadband Subscriptions	Number of People Who Have Completed Training	Number of Projected Subscriptions per Project	Number of Projected Participants per Project
536	Southeast Community Development Corporation	Bell Tech Center-Digital Literacy		Completed	15	2377	300	630
537	Southeast Community Development Corporation	Cudahy Tech Center - Digital Literacy		Completed		728	0	320
538	Southeast Community Development Corporation	Whittier Tech Center-Digital Literacy		Completed		814	300	630
539	Southside Senior Services Inc.	Digital Literacy Class and Computer Assistance at The Little House	12/1/23	Ongoing	2	18	7	36
540	Southwest Community Corporation/IT Bookman	I.T. Bookman Community Center Digital Literacy Program	4/25/23	Completed		63	0	60
541	St. Barnabas Senior Center of Los Angeles	SBSSLA DL Asian Language	12/9/25	Ongoing	0	0	120	239
542	St. Barnabas Senior Center of Los Angeles	SBSSLA DL Community Partners	12/9/25	Ongoing	0	0	120	239
543	St. Barnabas Senior Center of Los Angeles	SBSSLA DL Mid-City	12/9/25	Ongoing	0	0	120	239
544	St. Barnabas Senior Center of Los Angeles	SBSSLA DL Northside	12/9/25	Ongoing	0	0	120	239

	Recipient	Project	Assumed Project Start Date*	Status	Number of New Broadband Subscriptions	Number of People Who Have Completed Training	Number of Projected Subscriptions per Project	Number of Projected Participants per Project
545	St. Barnabas Senior Center of Los Angeles	SBSSLA DL Spanish	12/9/25	Ongoing	0	0	120	239
546	St. Barnabas Senior Center of Los Angeles	SBSSLA DL Virtual	12/9/25	Ongoing	0	0	120	239
547	StreetCode Academy	Senior Tech Empowerment Program	12/18/25	Ongoing	0	0	10	108
548	Tabernacle Community Development Corporation	Westside Courts Digital Bridge		Completed		32		50
549	Tech Exchange (fiscally sponsored by Oakland Public Education Fund)	Tech Exchange: Contra Costa County Digital Literacy- CCC Library	4/11/23	Completion in Progress	8	104	80	100
550	Tech Exchange (fiscally sponsored by Oakland Public Education Fund)	Tech Exchange: Contra Costa County Digital Literacy- Community Sites	4/11/23	Completed	7	108	80	100
551	Tech Exchange (fiscally sponsored by Oakland Public Education Fund)	Tech Exchange: Oakland Digital Literacy	10/13/22	Completed	21	102	50	100
552	Tech Exchange (fiscally sponsored by Oakland Public Education Fund)	Tech Exchange: San Francisco Digital Literacy- Community Sites	4/11/23	Completed		50	40	50
553	Tech Exchange (fiscally sponsored by Oakland Public Education Fund)	Tech Exchange: San Francisco Digital Literacy- SF Public Library	4/11/23	Completed	11	50	40	50

	Recipient	Project	Assumed Project Start Date*	Status	Number of New Broadband Subscriptions	Number of People Who Have Completed Training	Number of Projected Subscriptions per Project	Number of Projected Participants per Project
554	Tech Exchange (fiscally sponsored by Oakland Public Education Fund)	Tech Exchange: San Jose Digital Literacy	10/13/22	Completed		60	200	200
555	The California Center for Civic Participation (CalCenter)	CalCenter Digital Literacy Program	12/1/25	Ongoing	0	0	30	300
556	The San Jose Public Library Foundation	Access San Jose		Completed	52	277		160
557	The San Jose Public Library Foundation	Access San Jose		Completed		369		400
558	UC Student Association	UCSA Digital Literacy Program	12/26/25	Ongoing	0	0	10	300
559	United Way of Central Eastern California	Elevating Digital Literacy in Kern County	2/17/25	Ongoing	0	0		300
560	United Way of Merced	Advancing Digital Inclusion in Merced County	5/22/24	Ongoing		28	26	265
561	United Women of East Africa Support Team	NoorTech: Towards Digital Equity for Refugee Communities	12/5/25	Ongoing	0	0	100	360
562	Vermont Slauson Local Development Corporation	VSEDC Digital Project		Completed		219	50	180

	Recipient	Project	Assumed Project Start Date*	Status	Number of New Broadband Subscriptions	Number of People Who Have Completed Training	Number of Projected Subscriptions per Project	Number of Projected Participants per Project
563	Vietnamese American Community Center of the East Bay (VACCEB)	Digital Equity @ VACCEB	11/27/24	Ongoing			50	210
564	Vietnamese American Community Center of the East Bay (VACCEB)	Vietnamese Community Digital Equity		Completed	100	205	75	200
565	Vietnamese Family Services Center	Vietnamese Internet Communication Technology (VICT) Project	11/18/23	Ongoing	2	52	100	100
566	VIETNAMESE VOLUNTARY FOUNDATION	VIVO Computer Training for Broadband Access		Completed		67		240
567	VIETNAMESE VOLUNTARY FOUNDATION	VIVO Digital Literacy Program	5/11/24	Ongoing				100
568	VietRISE	VietRISE Technology Library Program	11/29/23	Ongoing			0	350
569	Vivalon	Vivalon Talking Tech	9/27/22	Completed		212	0	200
570	Westside Family Preservation Services Network	Fresno Coalition for Digital Inclusion: Westside Family Preservation Services Network Project	4/28/23	Ongoing		25	0	315
571	WISE & Healthy Aging	WISE Connections		Completed	79	105	486	540

	Recipient	Project	Assumed Project Start Date*	Status	Number of New Broadband Subscriptions	Number of People Who Have Completed Training	Number of Projected Subscriptions per Project	Number of Projected Participants per Project
572	Women's Audio Mission	Girls on the Mic: Digital Literacy & Creative Technology Training	11/16/23	Ongoing			0	1050
573	Women's Audio Mission	Girls on the Mic: Digital Literacy & Technology Training for Girls		Completed		4517	900	1800
574	YMCA of Greater Long Beach ò Community Development	Community Development YMCA - Digital Literacy for Wellness	12/1/25	Ongoing	0	0		600
575	YMCA of Greater Long Beach ò Community Development	Youth Institute - Tech Tutor		Completed	50	660	50	660
576	YMCA of Greater San Francisco	Chinatown YMCA - DL	12/10/25	Ongoing	0	0		288
577	Youth Uprising	Youth Uprising Digital Literacy Initiative	12/8/25	Ongoing	0	0		150
578	yüda ayuda	Cafecitos y Computadoras Digital Literacy for communities of color	5/30/25	Ongoing	0	0	60	300
				Totals:	4,707	48,198	20,016	138,889

Attachment F: Adoption Account Call Center Projects Status as of December 31st, 2025

	Recipient	Project	Assumed Project Start Date*	Status	Number of New Broadband Subscriptions	Number of Projected Subscriptions per Project
1	American GI Forum Education Foundation of Santa Maria, CA	Call Center San Luis Obispo County	11/20/2023	Ongoing	9	732
2	American GI Forum Education Foundation of Santa Maria, CA	Call Center Santa Barbara County	11/20/2023	Ongoing	466	732
3	American GI Forum Education Foundation of Santa Maria, CA	Call Center Ventura County	11/20/2023	Ongoing	247	732
4	California Emerging Technology Fund	CETF Call Center AB617 Communities	1/17/2025	Ongoing		
5	California Emerging Technology Fund	Get Connected! Call Center	12/15/2023	Ongoing		20,000
6	California State University, Fresno Foundation	Fresno State Call Center: Central California Region		Completed	3,789	2,500
7	Chico State Enterprises: North State Planning and Development Collective	Northeastern and Upstate Call Center	5/10/2023	Ongoing		1,500
8	EveryoneOn	EveryoneOn Call Center	4/4/2023	Ongoing	34	400
9	human-I-T	human-I-T Connect		Completed	3,634	3,634
10	human-I-T	human-I-T Connect		Completed	3,947	3,947
11	human-I-T	Human-I-T Connect Los Angeles County	5/15/2023	Ongoing	1,479	10,000
12	Newstart Housing Corporation	Southeast Los Angeles Call Center Project	12/3/2024	Ongoing		490
13	Oakland Tech Exchange	Tech Exchange: Call Center Broadband Signups - Alameda County	12/19/2023	Ongoing	80	600

	Recipient	Project	Assumed Project Start Date*	Status	Number of New Broadband Subscriptions	Number of Projected Subscriptions per Project
14	Oakland Tech Exchange	Tech Exchange: Call Center Broadband Signups - Contra Costa County	12/19/2023	Ongoing	21	400
15	Oakland Tech Exchange	Tech Exchange: Call Center Broadband Signups - San Francisco County	12/19/2023	Ongoing		300
16	Oakland Tech Exchange	Tech Exchange: Call Center Broadband Signups - San Mateo County	12/19/2023	Ongoing		300
17	Oakland Tech Exchange	Tech Exchange: Call Center Broadband Signups - Santa Clara County	12/19/2023	Ongoing	7	500
18	Oakland Tech Exchange	Tech Exchange: Call Center Broadband Signups - Solano County	12/19/2023	Ongoing		400
19	Rural Prosperity Center	Digital Navigation Centers	1/17/2025	Ongoing		
20	Sigma Beta Xi, Inc.	Digital Divide Outreach		Completed	618	2,500
21	Tech Exchange (fiscally sponsored by Oakland Public Education Fund)	Tech Exchange: Call Center Broadband Signups	10/13/2022	Completed	257	250
22	United Ways of California	Connecting Californians to Affordable, High-Speed Internet		Completed	6,329	7,255
				Totals:	20,917	57,172

Attachment G: Adoption Account Broadband Access Projects Status as of December 31st, 2025

Note: All Broadband Access projects listed are those approved since inception in 2018 up to December 31, 2025. Grantees were requested to report to the CPUC the expected benefits of each project up to and including CY 2025.

	Recipient	Project	Assumed Project Start Date*	Status	Number of New Broadband Subscriptions	Number of People Provided Broadband Access	Number of Projected Subscriptions per Project	Number of Projected Participants per Project
1	Allegiance STEAM Academy	Digital Bridge Initiative – ASA Fontana	12/8/2025	Ongoing	0	0	20	2,000
2	Boys & Girls Club of San Marcos	Computer Lab Reinvestment		Completed		3,008	200	3,000
3	California Department of Education	Mitigation efforts against COVID-19		Completed	0	13,249		
4	Catholic Charities of Santa Clara County	FMCI&Oth BA	5/1/2023	Ongoing			60	3,000
5	Catholic Charities of Santa Clara County	WUYC Annx ESC BA	5/1/2023	Ongoing			60	3,000
6	City of Cerritos	Cerritos Library Broadband Access Improvement				2,861	0	8,930
7	City of Irwindale	Irwindale's Citywide Digital Equity Project for Expanded Broadband Access	12/16/2025	Ongoing	0	0	268	2,628
8	City of Long Beach	City of Long Beach:Free Public Wi-Fi at Drake Park	1/29/2025	Ongoing	0	0	0	1,000
9	City of Murrieta	City of Murrieta Youth Center Broadband Access Project	6/16/2025	Ongoing	0	0	0	660

	Recipient	Project	Assumed Project Start Date*	Status	Number of New Broadband Subscriptions	Number of People Provided Broadband Access	Number of Projected Subscriptions per Project	Number of Projected Participants per Project
10	City of Palm Springs	City of Palm Springs Demuth Community Center Broadband Access Project	11/30/2023	Ongoing			0	4,090
11	City of Palm Springs	City of Palm Springs Jesse O. James Desert Unity Center Broadband Access Project	5/29/2024	Ongoing				7,140
12	City of Palm Springs	City of Palm Springs Welwood Murray Memorial Library Broadband Access Project	12/2/2024	Ongoing			0	7,424
13	City of Palm Springs	Palm Springs Public Library BA	4/10/2023	Completed		21,397	0	2,700
14	City of Palmdale	In Library Laptop Check Out		Completed	1,578	1,578	11,310	44,520
15	City of Salinas, Salinas Public Library	El Gabilan Library Connects!		Completed		30,128	256	8,000
16	City of Turlock	Marty Yerby Community Center Digital Inclusion Project	12/12/2024	Ongoing			0	150
17	Contra Costa County Library-El Sobrante Library	El Sobrante Library Reconstruction		Completed	214	2,394	44	1,000
18	Corporacion ELE-L Corp	ELECORP BA	6/3/2024	Ongoing				4,050

	Recipient	Project	Assumed Project Start Date*	Status	Number of New Broadband Subscriptions	Number of People Provided Broadband Access	Number of Projected Subscriptions per Project	Number of Projected Participants per Project
19	COUNTY OF YOLO	Yolo County Affordable Connectivity Program Enrollment Outreach	10/13/2022	Completed		4,017	3,465	3,465
20	Disability Community Resource Center	Broadband Access for People with Disabilities	12/2/2025	Ongoing	0	0		100
21	International Children Assistance Network	California Get Connected Collaborative - ICAN	9/30/2022	Ongoing			30	840
22	Library Foundation of Los Angeles	Cybernauts at LAPL		Completed		22	250	10,000
23	Nevada County Community Library	Public Access Upgrade - Penn Valley Library		Completed	45	1,778	63	2,994
24	Nevada County Community Library	Public Access Upgrade - Truckee Library		Completed	46	5,256	63	9,598
25	Nevada County Community Library	Public Access Upgrade, Grass Valley Library		Completed	72	10,473	63	15,080
26	Nevada County Community Library	Public Access Upgrade, Madelyn Helling Library		Completed	88	19,947	63	34,733
27	Newstart Housing Corporation	Internet for all in Housing Project	10/3/2022	Completed	572	1,243	2,400	2,400
28	Oakland Tech Exchange	Tech Exchange: Oakland Broadband Access at the TechHub 2023-24	12/19/2023	Completed	73	3,424	200	33,375
29	Oakland Tech Exchange	Tech Exchange: Oakland Broadband Access at the TechHub 2024-25	12/19/2024	Ongoing			150	3,477

	Recipient	Project	Assumed Project Start Date*	Status	Number of New Broadband Subscriptions	Number of People Provided Broadband Access	Number of Projected Subscriptions per Project	Number of Projected Participants per Project
30	Oakland Unified School District	Get Connected Oakland-OUSD District 1 High Schools		Completed	642	540	642	540
31	Oakland Unified School District	Get Connected Oakland-OUSD District 2 High Schools		Completed	868	609	868	609
32	Oakland Unified School District	Get Connected Oakland-OUSD District 3 High Schools		Completed	248	196	248	196
33	Oakland Unified School District	Get Connected Oakland-OUSD District 5 High Schools		Completed	622	623	610	610
34	Oakland Unified School District	Get Connected Oakland-OUSD District 6 High Schools		Completed	886	886	886	886
35	Oakland Unified School District	Get Connected Oakland-OUSD District 7 High Schools		Completed	1,055	1,055	888	888
36	Reading and Beyond	RaB Broadband Access (Mosqueda)		Completed	6	313	120	510
37	Reading and Beyond	RaB Broadband Access 1.0 (N Location)		Completed	6	218	120	510
38	REDWOOD CITY LIBRARY FOUNDATION	Redwood City Main Library		Completed		1,404		13,800

	Recipient	Project	Assumed Project Start Date*	Status	Number of New Broadband Subscriptions	Number of People Provided Broadband Access	Number of Projected Subscriptions per Project	Number of Projected Participants per Project
39	Sacred Heart Community Service	Sacred Heart Community Service BA	12/16/2023	Ongoing			50	4,800
40	ScholarMatch	Project Connect		Completed		2,265	495	1,500
41	SoLa I CAN Foundation	SURGE: Technology & Entrepreneurship Development Center		Completed		4,000		7,500
42	Southeast Community Development Corporation	Barrio Action Tech Center - Broadband Access		Completed	709	2,006	0	1,900
43	Southeast Community Development Corporation	Bell Gardens Tech Center- Broadband Access		Completed	499	4,164	0	1,900
44	Southeast Community Development Corporation	Bell Tech Center-Broadband		Completed	121	779	700	1,900
45	Southeast Community Development Corporation	Cudahy Tech Center - Broadband Access		Completed	352	1,118	0	1,900
46	Southeast Community Development Corporation	Whittier Tech Center- Broadband Access		Completed	115	305	700	1,900
47	Southside Senior Services Inc.	Free Public Wi-Fi at The Little House	12/1/2023	Ongoing	5	3,472	10	2,000
48	St. Barnabas Senior Center of Los Angeles	SBSSLA BA Echo Park	12/9/2025	Ongoing	0	0	75	2,900

	Recipient	Project	Assumed Project Start Date*	Status	Number of New Broadband Subscriptions	Number of People Provided Broadband Access	Number of Projected Subscriptions per Project	Number of Projected Participants per Project
49	St. Barnabas Senior Center of Los Angeles	SBSSLA BA Hollywood	12/9/2025	Ongoing	0	0	75	2,900
50	St. Barnabas Senior Center of Los Angeles	SBSSLA BA Mid-City	12/9/2025	Ongoing	0	0	75	2,900
51	Tech Exchange (fiscally sponsored by Oakland Public Education Fund)	Tech Exchange: Oakland Broadband Access at the Tech Hub	10/13/2022	Completed	126	3,279	100	2,500
52	Tech Exchange (fiscally sponsored by Oakland Public Education Fund)	Tech Hub		Completed	4,773	14,320	400	1,500
				Totals:	13,721	162,327	26,027	245,503

Attachment H: Public Housing Adoption Projects as of December 31st, 2025

	Recipient	Project	City	Residents	Payments 2025	Total Paid	Completion Date or Planned Completion Date
1	BRIDGE Housing Corporation	Armstrong Place Senior Housing	San Francisco	152		\$34,593	12/31/2017
2	BRIDGE Housing Corporation	Chestnut Creek Senior Housing	South San Francisco	55		\$24,250	6/30/2019
3	BRIDGE Housing Corporation	Chestnut Linden Court	Oakland	410		\$30,038	6/30/2019
4	BRIDGE Housing Corporation	Emeryvilla	Emeryville	46		\$23,550	6/30/2019
5	BRIDGE Housing Corporation	Geraldine Johnson Senior Housing	San Francisco	74		\$27,382	12/31/2017
6	BRIDGE Housing Corporation	Ironhorse at Central	Oakland	251		\$25,399	6/30/2019
7	BRIDGE Housing Corporation	Mandela Gateway Apartments	Oakland	440		\$34,510	6/30/2019
8	BRIDGE Housing Corporation	Natoma Family Apartments	San Francisco	137		\$25,550	6/30/2019
9	BRIDGE Housing Corporation	Richmond City Center	Richmond	171		\$20,520	6/30/2019
10	BRIDGE Housing Corporation	St. Joseph's Senior Apartments	Oakland	103		\$33,130	12/31/2017
11	BRIDGE Housing Corporation	Terraza Palmera at St. Josephs	Oakland	171		\$23,881	6/30/2019

	Recipient	Project	City	Residents	Payments 2025	Total Paid	Completion Date or Planned Completion Date
12	Christian Church Homes (CCH)	Fargo Senior Center	San Leandro	102		\$28,450	6/30/2019
13	Christian Church Homes (CCH)	Harrison Street Senior Housing	Oakland	100		\$25,420	5/31/2019
14	Christian Church Homes (CCH)	Sylvester Rutledge Manor - North Oakland Senior Housing	Oakland	69		\$24,750	8/1/2019
15	Christian Church Homes (CCH)	Westlake Christian Terrace East	Oakland	243		\$48,975	9/30/2019
16	Christian Church Homes (CCH)	Westlake Christian Terrace West	Oakland	250		\$49,490	9/30/2019
17	EAH Housing Corporation	Buchanan Park	San Rafael	154		\$28,460	9/30/2019
18	EAH Housing Corporation	Casa Adobe	San Pablo	56		\$16,160	9/30/2019
19	EAH Housing Corporation	Centertown	San Rafael	180		\$34,930	12/31/2019
20	EAH Housing Corporation	Cochrane Village	Morgan Hill	318		\$49,219	9/16/2020
21	EAH Housing Corporation	Don de Dios	San Rafael	267		\$41,070	12/31/2019
22	EAH Housing Corporation	Drakes Way	Larkspur	68		\$10,500	9/4/2020
23	EAH Housing Corporation	Elena Gardens	San Jose	362		\$49,080	12/20/2019

	Recipient	Project	City	Residents	Payments 2025	Total Paid	Completion Date or Planned Completion Date
24	EAH Housing Corporation	Floral Gardens	Selma	143		\$41,979	10/16/2020
25	EAH Housing Corporation	Fountain West	Fresno	196		\$40,012	10/20/2020
26	EAH Housing Corporation	Golden Oaks	Oakley	52		\$15,890	9/30/2019
27	EAH Housing Corporation	Los Robles	Union City	420		\$48,815	3/31/2020
28	EAH Housing Corporation	Palm Court	San Jose	69		\$37,239	5/20/2020
29	EAH Housing Corporation	Point Reyes	Pt. Reyes Station	72		\$14,765	9/30/2019
30	EAH Housing Corporation	Pollard Plaza	San Jose	193		\$49,935	12/31/2019
31	EAH Housing Corporation	Riviera Apartments	San Rafael	77		\$20,930	5/20/2020
32	EAH Housing Corporation	Rodeo Gateway	Rodeo	55		\$23,327	3/31/2020
33	EAH Housing Corporation	San Clemente Place	Corte Madera	212		\$41,478	7/1/2020
34	EAH Housing Corporation	Silver Oak	Oakley	26		\$14,680	11/21/2019
35	EAH Housing Corporation	The Oaks	Walnut Creek	104		\$18,513	12/31/2019

	Recipient	Project	City	Residents	Payments 2025	Total Paid	Completion Date or Planned Completion Date
36	EAH Housing Corporation	Turina House	San Rafael	91		\$17,704	5/20/2020
37	EAH Housing Corporation	Village Avante	Morgan Hill	549		\$47,685	9/29/2020
38	EAH Housing Corporation	Vista Park 1	San Jose	112		\$35,197	5/20/2020
39	EAH Housing Corporation	Vista Park 2	San Jose	122		\$35,517	5/20/2020
40	East Bay Asian Local Development Corporation	California Hotel	Oakland	166		\$38,645	2/23/2022
41	East Bay Asian Local Development Corporation	Hismen Hin-Nu Terrace	Oakland	371		\$33,032	4/27/2022
42	East Bay Asian Local Development Corporation	Noble Tower Apartments	Oakland	270		\$45,260	3/30/2022
43	Eden Housing, Inc	801 Alma Family Apartments	Palo Alto	156		\$12,880	1/31/2019
44	Eden Housing, Inc	Altenheim	Oakland	199		\$18,030	7/1/2018
45	Eden Housing, Inc	Camphora	Soledad	134		\$21,040	1/31/2019
46	Eden Housing, Inc	Carlow Court Apartments	Dublin	74		\$12,880	1/31/2019
47	Eden Housing, Inc	Cottonwood Place Apartments	Fremont	146		\$15,615	7/1/2018

	Recipient	Project	City	Residents	Payments 2025	Total Paid	Completion Date or Planned Completion Date
48	Eden Housing, Inc	Studio 819 Apartments	Mountain View	61		\$12,830	7/1/2018
49	Eden Housing, Inc	Weinreb Place	Hayward	24		\$11,951	12/15/2017
50	Eden Housing, Inc	Wexford Way	Dublin	416		\$12,480	7/1/2018
51	Episcopal Community Services of San Francisco	Bishop Swing Community House	San Francisco	135		\$41,612	6/30/2018
52	Episcopal Community Services of San Francisco	Canon Barcus Community House	San Francisco	153		\$35,547	6/30/2018
53	Episcopal Community Services of San Francisco	Canon Kip Community House	San Francisco	103		\$36,092	6/30/2018
54	First Community Housing	Betty Ann Gardens	San Jose	230		\$29,287	3/30/2020
55	First Community Housing	Casa Feliz Studios	San Jose	60		\$25,053	3/20/2020
56	First Community Housing	Creekview inn	San Jose	25		\$11,858	2/15/2020
57	First Community Housing	Curtner Studios Digital Connections	San Jose	200		\$22,712	3/10/2017
58	First Community Housing	El Paseo Digital Connections	San Jose	98		\$20,350	3/10/2017
59	First Community Housing	Fourth Street Apts	San Jose	250		\$27,062	3/30/2020
60	First Community Housing	Japantown Senior Apts	San Jose	85		\$27,069	3/30/2020

	Recipient	Project	City	Residents	Payments 2025	Total Paid	Completion Date or Planned Completion Date
61	First Community Housing	Orchard Parkview	Sunnyvale	130		\$26,770	3/30/2020
62	Housing Authority of the County of Los Angeles (HACoLA)	Carmelitos Housing Development	Long Beach	1750		\$19,223	1/31/2018
63	Housing Authority of the County of Los Angeles (HACoLA)	Harbor Hills Housing Development	Lomita	761		\$19,223	1/31/2018
64	Housing Authority of the County of Los Angeles (HACoLA)	Nueva Maravilla Housing Development	Los Angeles	1471		\$19,223	1/31/2018
65	Housing Authority of the County of San Bernardino (HACSB)	HACSB Digital Literacy Centers Project	Multiple Sites	2760		\$110,309	3/1/2024
66	Housing Authority of the County of San Bernardino (HACSB)	Maplewood homes	San Bernardino	962		\$21,043	10/31/2024
67	Housing Authority of the County of San Bernardino (HACSB)	Parkside Pines	Colton	324			10/31/2024
68	Jamboree Housing Corporation	Ceres Court Apartments	Fontana	147		\$8,363	9/30/2018
69	Jamboree Housing Corporation	Ceres Way Apartments	Fontana	138		\$9,638	9/30/2018
70	Jamboree Housing Corporation	Puerto del Sol Apartments	Long Beach	498		\$12,483	8/31/2017

	Recipient	Project	City	Residents	Payments 2025	Total Paid	Completion Date or Planned Completion Date
71	Jamboree Housing Corporation	Woodglen Vista Apartments	Santee	432		\$10,637	9/30/2018
72	Mutual Housing California	Glen Ellen Mutual Housing Community	Sacramento	96		\$24,564	6/30/2019
73	Mutual Housing California	Lemon Hill	Sacramento	282		\$25,118	8/31/2018
74	Mutual Housing California	Moore Village Mutual Housing Community	Davis	154		\$25,824	6/30/2019
75	Mutual Housing California	Mutual Housing at Dixianne	Sacramento	184		\$22,764	6/30/2019
76	Mutual Housing California	Mutual Housing at Norwood	Sacramento	305		\$28,891	6/30/2019
77	Mutual Housing California	Mutual Housing at River Garden	Sacramento	581		\$29,246	6/30/2019
78	Mutual Housing California	Mutual Housing at Sky Park	Sacramento	258		\$27,997	8/31/2018
79	Mutual Housing California	Mutual Housing at Spring Lake	Woodland	335		\$24,763	8/31/2018
80	Mutual Housing California	Mutual Housing at the Highlands	North Highlands	141		\$31,964	8/31/2018
81	Mutual Housing California	Mutual Housing on the Greenway	Sacramento	168		\$27,524	6/30/2019
82	Mutual Housing California	New Harmony	Davis	195		\$26,251	8/31/2018

	Recipient	Project	City	Residents	Payments 2025	Total Paid	Completion Date or Planned Completion Date
83	Mutual Housing California	Owendale	Davis	91		\$19,722	8/31/2018
84	Mutual Housing California	Tremont Green Mutual Housing Community	Davis	94		\$23,272	6/30/2019
85	Mutual Housing California	Twin Pines Mutual Housing Community	Davis	80		\$22,411	6/30/2019
86	Mutual Housing California	Victory Townhomes Mutual Housing Community	Sacramento	70		\$21,217	6/30/2019
87	Oakland Housing Authority	Lockwood Learning Center	Oakland	804		\$80,214	11/15/2022
88	People's Self-Help Housing Corporation	Ocean View Manor	Morro Bay	40		\$9,212	8/15/2019
89	People's Self-Help Housing Corporation	Oceanside Gardens	Morro Bay	21		\$6,726	8/15/2019
90	Petaluma Ecumenical Properties (PEP Housing)	575 Vallejo Street Senior Apartments Adoption	Petaluma	46		\$7,023	11/9/2016
91	Petaluma Ecumenical Properties (PEP Housing)	579 Vallejo Street Senior Apartments Adoption	Petaluma	41		\$6,271	11/10/2016
92	Petaluma Ecumenical Properties (PEP Housing)	Acacia Lane Senior Apartments Adoption	Santa Rosa	47		\$6,772	11/3/2016
93	Petaluma Ecumenical Properties (PEP Housing)	Casa Grande Senior Apartments Adoption	Petaluma	60		\$9,030	11/17/2016
94	Petaluma Ecumenical Properties (PEP Housing)	Caulfield Lane Senior Apartments Adoption	Petaluma	23		\$3,512	11/18/2016

	Recipient	Project	City	Residents	Payments 2025	Total Paid	Completion Date or Planned Completion Date
95	Petaluma Ecumenical Properties (PEP Housing)	Kellgren Senior Apartments Adoption	Petaluma	53		\$7,776	11/4/2016
96	San Francisco Housing Development Corporation	Hunters Point West	San Francisco	496		\$31,660	7/31/2020
97	San Francisco Housing Development Corporation	Westbrook	San Francisco	681		\$48,002	11/30/2021
98	Satellite Affordable Housing Associates	Amistad House	Berkeley	63		\$47,875	10/30/2018
99	Satellite Affordable Housing Associates	Arboleda Apartments Adoption	Walnut Creek	92		\$40,756	6/30/2017
100	Satellite Affordable Housing Associates	Beth Asher	Oakland	53		\$33,479	7/31/2019
101	Satellite Affordable Housing Associates	Columbia Park Manor	Pittsburg	87		\$39,991	7/31/2019
102	Satellite Affordable Housing Associates	Lakeside Senior Apartments	Oakland	118		\$46,360	5/31/2019
103	Satellite Affordable Housing Associates	Lawrence Moore Manor	Berkeley	50		\$31,527	7/31/2019
104	Satellite Affordable Housing Associates	Linda Glen	Oakland	44		\$29,978	7/31/2019
105	Satellite Affordable Housing Associates	Merritt Crossing Adoption	Oakland	95		\$48,535	9/24/2017

	Recipient	Project	City	Residents	Payments 2025	Total Paid	Completion Date or Planned Completion Date
106	Satellite Affordable Housing Associates	Orchards Senior Homes	Oakland	67		\$33,838	6/30/2019
107	Satellite Affordable Housing Associates	Petaluma Avenue Homes	Sebastapol	99		\$48,054	8/30/2018
108	Satellite Affordable Housing Associates	Sacramento Senior Homes	Berkeley	41		\$28,770	7/31/2019
109	Satellite Affordable Housing Associates	Satellite Central	Oakland	196		\$49,807	8/30/2018
110	Satellite Affordable Housing Associates	Strawberry Creek Lodge Adoption	Berkeley	150		\$49,679	9/24/2017
111	Satellite Affordable Housing Associates	Stuart Pratt Manor	Berkeley	47		\$27,173	7/31/2019
112	Satellite Affordable Housing Associates	Valdez Plaza	Oakland	194		\$48,547	8/30/2018
113	Silvercrest, Inc. (non-profit)	Parc Grove Commons	Fresno	559		\$20,806	12/5/2017
114	Silvercrest, Inc. (non-profit)	Parc Grove Northwest	Fresno	381		\$16,161	12/5/2017
115	Silvercrest, Inc. (non-profit)	Viking Village	Fresno	121		\$18,504	12/5/2017
116	Tabernacle Community Development Corporation	Robert B Pitts Residences	San Francisco	203		\$34,506	2/29/2020

	Recipient	Project	City	Residents	Payments 2025	Total Paid	Completion Date or Planned Completion Date
117	West Sacramento Housing Development Corporation	Patio Apartments	West Sacramento	56		\$12,918	12/21/2017
118	West Sacramento Housing Development Corporation	Washington Courtyards	West Sacramento	279		\$41,188	7/15/2019
119	West Sacramento Housing Development Corporation	West Capitol Courtyards	West Sacramento	155		\$42,928	7/15/2019

Attachment I: Public Housing Infrastructure Projects as of December 31st, 2025

	Recipient	Project	City	Housing Units	Grant Amount	Payments 2025	Total Payment	Completion Date or Planned Completion Date
1	Abode Communities	Laurel Village	Los Angeles	80	\$36,000		\$29,370	3/7/2016
2	Affordable Housing Access	Villa Mirage	Rancho Mirage	98	\$44,100		\$44,100	10/27/2017
3	Affordable Housing Alliance II, Inc. dba Integrity Housing	Dudley Street Senior Apartments	Pomona	84	\$37,350		\$37,351	3/15/2017
4	Affordable Housing Alliance II, Inc. dba Integrity Housing	Guest House	Santa Ana	72	\$32,400		\$32,400	7/31/2018
5	Affordable Housing Alliance II, Inc., dba Integrity Housing	Dutton Flats	Santa Rosa	41	\$55,350		\$55,350	11/24/2021
6	Affordable Housing Paso Robles	Oak Park Phase 3	Paso Robles		\$113,715			
7	Affordable Housing Paso Robles	Oak Park Phase 4	Paso Robles		\$112,219			
8	ASIAN, Inc.	Residential Internet Service for Equity (RISE) - 2300 Van Ness	San Francisco	22	\$33,000			11/26/2025
9	ASIAN, Inc.	Residential Internet Service for Equity (RISE) - 421 Turk	San Francisco	29	\$45,667			11/26/2025

	Recipient	Project	City	Housing Units	Grant Amount	Payments 2025	Total Payment	Completion Date or Planned Completion Date
10	ASIAN, Inc.	Residential Internet Service for Equity (RISE) - 575 Eddy	San Francisco	47	\$70,500			11/26/2025
11	Better Opportunity Builders (BOB)	Brierwood	Fresno	50	\$47,730		\$17,175	2/28/2021
12	Better Opportunity Builders (BOB)	Villa Del Mar	Fresno	48	\$28,080		\$7,020	2/28/2021
13	Burbank Housing Development Corp.	Crossroads Apartments	Santa Rosa	79	\$35,288			8/14/2018
14	Burbank Housing Development Corp.	Parklane Apartments	Petaluma	90	\$39,875		\$38,710	9/16/2016
15	Butterfield Retirement LP	Butterfield Retirement	Morgan Hill	114	\$34,020		\$34,020	9/20/2017
16	Cabrillo Economic Development Corporation	Montgomery Oaks	Ojai	21	\$12,600		\$12,600	7/27/2016
17	Cabrillo Economic Development Corporation	Valle Naranjal Farmwork Housing	Piru	68	\$30,600		\$22,963	10/3/2016
18	Chinatown Community Development Center	227 Bay	San Francisco	50	\$22,313		\$22,063	5/31/2017
19	Chinatown Community Development Center	990 Pacific	San Francisco	92	\$40,120		\$39,285	11/20/2017
20	CHISPA	East Garrison Apartments	Marina	66	\$134,778			6/8/2024

	Recipient	Project	City	Housing Units	Grant Amount	Payments 2025	Total Payment	Completion Date or Planned Completion Date
21	Community Housing Works	Cedar Nettleton	Vista	67	\$30,150		\$30,076	1/15/2018
22	Community Housing Works	Cypress Cove	Escondido	200	\$85,000		\$85,000	6/27/2017
23	Community Housing Works	Mayberry Townhomes	San Diego	70	\$40,250		\$40,250	6/27/2017
24	Community Housing Works	Mission Cove	Oceanside	138	\$41,400		\$41,400	7/10/2018
25	Community Housing Works	North Park LGBT Senior	San Diego	76	\$34,200		\$34,200	2/28/2018
26	Community Housing Works	Northwest Manors II (Mountain)	Pasadena	26	\$15,600		\$15,600	2/9/2017
27	Community Housing Works	Northwest Manors II (Raymond)	Pasadena	18	\$10,800		\$10,800	1/18/2017
28	Community Housing Works	Parks at Fig Garden	Fresno	366	\$75,000		\$74,952	11/2/2018
29	Community Housing Works	Sunridge Apartments	Concord	198	\$59,400		\$59,400	11/9/2018
30	Concerned Citizens of South Central Los Angeles	1410 Apartments	Los Angeles	12	\$7,192		\$7,192	11/6/2018
31	Concerned Citizens of South Central Los Angeles	Central Avenue Village Apartments	Los Angeles	45	\$24,438		\$23,686	11/1/2015

	Recipient	Project	City	Housing Units	Grant Amount	Payments 2025	Total Payment	Completion Date or Planned Completion Date
32	Concerned Citizens of South Central Los Angeles	Gwen Bolden Manor	Los Angeles	24	\$14,399		\$13,847	10/1/2015
33	Concerned Citizens of South Central Los Angeles	Juanita Tate Legacy Towers	Los Angeles	118	\$34,882		\$33,694	6/30/2017
34	Concerned Citizens of South Central Los Angeles	One Wilkins Place	Los Angeles	18	\$10,605		\$10,605	11/9/2018
35	Concerned Citizens of South Central Los Angeles	Roberta II	Los Angeles	40	\$22,255		\$7,650	11/12/2018
36	Concerned Citizens of South Central Los Angeles	Roberta Stephens Apartments I	Los Angeles	40	\$22,255		\$10,350	11/9/2018
37	County of Napa	County of Napa Calistoga Farmworker Center - Infrastructure	Calistoga	32	\$28,977			
38	Deep Green Housing and Community Development	Broadway Village II	Los Angeles	50	\$19,900		\$18,650	2/3/2016
39	Deep Green Housing and Community Development	Hotel Fresno Apartments	Fresno	81	\$35,550	\$35,550		11/26/2025
40	EAH Housing Corporation	Buchanan Park	San Francisco	68	\$30,125		\$30,125	3/6/2018

	Recipient	Project	City	Housing Units	Grant Amount	Payments 2025	Total Payment	Completion Date or Planned Completion Date
41	EAH Housing Corporation	Casa Adobe	San Pablo	54	\$21,288		\$21,287	3/22/2017
42	EAH Housing Corporation	Centertown	San Rafael	60	\$26,638		\$26,638	12/7/2017
43	EAH Housing Corporation	Cochrane Village	Morgan Hill	96	\$40,620		\$40,620	6/28/2019
44	EAH Housing Corporation	Don De Dios	San Jose	70	\$31,263		\$31,013	6/28/2018
45	EAH Housing Corporation	Drakes Way	Larkspur	24	\$13,833		\$13,833	6/20/2019
46	EAH Housing Corporation	Elena Gardens	San Jose	168	\$66,860		\$66,860	5/11/2017
47	EAH Housing Corporation	Floral Gardens	Selma	56	\$23,140		\$23,140	4/12/2017
48	EAH Housing Corporation	Fountain West	Fresno	72	\$30,793		\$30,793	8/31/2017
49	EAH Housing Corporation	Golden Oaks	Oakley	50	\$29,225		\$28,975	11/14/2017
50	EAH Housing Corporation	Los Robles	Union City	140	\$42,000		\$42,000	6/24/2019
51	EAH Housing Corporation	Palm Court	San Jose	66	\$26,128		\$26,098	9/16/2016
52	EAH Housing Corporation	Point Reyes Family Homes	Point Reyes Station	27	\$16,200		\$16,075	3/22/2018

	Recipient	Project	City	Housing Units	Grant Amount	Payments 2025	Total Payment	Completion Date or Planned Completion Date
53	EAH Housing Corporation	Pollard Plaza	San Jose	130	\$49,650		\$49,650	8/24/2017
54	EAH Housing Corporation	Riviera	San Rafael	28	\$13,033		\$12,333	3/8/2016
55	EAH Housing Corporation	Rodeo Gateway	Rodeo	50	\$17,175		\$15,313	3/10/2016
56	EAH Housing Corporation	San Clemente	Corte Madera	79	\$31,923		\$29,736	4/21/2016
57	EAH Housing Corporation	Silver Oak	Oakley	24	\$12,573		\$12,573	9/21/2016
58	EAH Housing Corporation	The Oaks Apartments	Walnut Creek	36	\$15,428		\$15,428	6/22/2017
59	EAH Housing Corporation	Turina House	San Rafael	28	\$12,533		\$11,833	3/9/2016
60	EAH Housing Corporation	Village Avante	Morgan Hill	112	\$33,600		\$33,600	6/6/2019
61	EAH Housing Corporation	Vista Park I	San Jose	83	\$30,608		\$30,493	8/25/2016
62	EAH Housing Corporation	Vista Park II	San Jose	83	\$30,608		\$30,493	9/13/2016
63	EAH Inc.	Casa Adobe	San Pablo	24	\$26,629			6/18/2025
64	EAH Inc.	EAH Housing - San Clemente	Corte Madera	79	\$111,031			9/12/2025

	Recipient	Project	City	Housing Units	Grant Amount	Payments 2025	Total Payment	Completion Date or Planned Completion Date
65	EAH Inc.	EAH Housing - Vista Park	San Jose	166	\$168,385			9/12/2025
66	EAH Inc.	EAH Housing- Rodeo Gateway	Rodeo	50	\$30,903			6/18/2025
67	EAH Inc.	Mackey Terrace	Novato	50	\$22,035			12/16/2024
68	East Bay Asian Local Development Corporation	Avalon Senior	Emeryville	67	\$27,925		\$27,925	3/21/2017
69	East Bay Asian Local Development Corporation	Drasnin Manor	Oakland	26	\$13,633		\$13,633	1/26/2017
70	East Bay Asian Local Development Corporation	Effie's House	Oakland	21	\$12,175		\$12,175	2/2/2017
71	East Bay Asian Local Development Corporation	Giant Road	San Pablo	86	\$38,115		\$30,735	6/23/2017
72	East Bay Asian Local Development Corporation	Hugh Taylor House	Oakland	43	\$20,848		\$20,848	2/9/2017
73	East Bay Asian Local Development Corporation	Jack London Gateway Senior	Oakland	61	\$19,865		\$19,865	12/19/2016
74	East Bay Asian Local Development Corporation	Lillie Mae Jones	Richmond	26	\$11,580		\$11,580	6/1/2017

	Recipient	Project	City	Housing Units	Grant Amount	Payments 2025	Total Payment	Completion Date or Planned Completion Date
75	East Bay Asian Local Development Corporation	Madison Park	Oakland	98	\$42,605		\$42,605	8/2/2017
76	East Bay Asian Local Development Corporation	Madrone Hotel	Oakland	32	\$18,088		\$18,088	2/14/2018
77	East Bay Asian Local Development Corporation	Marcus Garvey	Oakland	22	\$13,050		\$13,050	8/2/2017
78	East Bay Asian Local Development Corporation	Oak Park	Oakland	35	\$16,975		\$16,975	1/25/2017
79	East Bay Asian Local Development Corporation	Prosperity Place (aka 1110 Jackson)	Oakland	71	\$31,501		\$26,094	11/17/2016
80	East Bay Asian Local Development Corporation	San Pablo Hotel	Oakland	144	\$42,980		\$42,980	3/23/2017
81	East Bay Asian Local Development Corporation	Seven Directions	Oakland	36	\$13,753		\$10,853	4/11/2016
82	East Bay Asian Local Development Corporation	Slim Jenkins Court	Oakland	32	\$15,300		\$15,300	6/13/2017
83	East Bay Asian Local Development Corporation	Swans Market	Oakland	18	\$10,175		\$10,175	6/1/2017

	Recipient	Project	City	Housing Units	Grant Amount	Payments 2025	Total Payment	Completion Date or Planned Completion Date
84	Eden Housing, Inc	Eden Essei Terrace	Hayward	100	\$36,575		\$36,575	9/21/2017
85	Eden Housing, Inc	Hayward Senior	Hayward	60	\$24,375		\$24,375	4/4/2018
86	Eden Housing, Inc	Jasmine Square	Morgan Hill	72	\$28,029		\$28,029	1/10/2019
87	Eden Housing, Inc	Josephine Lum Lodge AB	Hayward	78	\$31,983		\$31,983	12/28/2018
88	Eden Housing, Inc	Josephine Lum Lodge CD	Hayward	72	\$29,505		\$29,505	12/28/2018
89	Eden Housing, Inc	Sequoia Manor	Fremont	81	\$33,975		\$33,975	1/18/2018
90	Eden Housing, Inc	Tienda Drive Senior	Lodi	80	\$34,750		\$34,625	9/14/2017
91	Eden Housing, Inc	Warner Creek	Novato	61	\$25,358		\$25,358	1/24/2018
92	Eden Housing, Inc	Wheeler Manor 650 5th	Gilroy	21	\$10,151		\$10,151	11/27/2018
93	Eden Housing, Inc	Wheeler Manor 651 6th	Gilroy	90	\$35,708		\$35,708	11/27/2018
94	Eden Housing, Inc.	Blue Oak Landing	Vallejo	75	\$108,888	\$108,888	\$108,888	6/8/2024
95	Eden South Bay, Inc.	Camphora Apartments	Soledad	44	\$26,198		\$26,198	6/17/2016
96	Episcopal Community Services of San Francisco	Bishop Swing Community House	San Francisco	135	\$38,685		\$38,685	1/24/2017
97	Episcopal Community Services of San Francisco	Canon Barcus Community House	San Francisco	48	\$21,408		\$21,408	1/10/2017
98	Episcopal Community Services of San Francisco	Canon Kip Community House	San Francisco	104	\$30,848		\$30,848	12/21/2016

	Recipient	Project	City	Housing Units	Grant Amount	Payments 2025	Total Payment	Completion Date or Planned Completion Date
99	FH MacArthur LP (c/o Forward Housing Preservation LLC)	MacArthur Apartments	Los Banos	50	\$145,439			11/26/2025
100	First Community Housing	Bay Avenue Senior	Capitola	109	\$32,655		\$26,148	1/28/2016
101	First Community Housing	Betty Ann Gardens	San Jose	76	\$29,428		\$29,048	6/21/2016
102	First Community Housing	Casa Feliz Studios	San Jose	60	\$22,700		\$16,200	1/6/2016
103	First Community Housing	Craig Gardens	San Jose	90	\$26,100		\$25,425	12/3/2015
104	First Community Housing	Creekview Inn	San Jose	25	\$8,150		\$8,025	
105	First Community Housing	Curtner Studios	San Jose	179	\$53,533		\$53,533	
106	First Community Housing	El Paseo	San Jose	98	\$33,433		\$32,733	
107	First Community Housing	Guadalupe Apartments	San Jose	23	\$13,583		\$12,468	
108	First Community Housing	Los Esteros	San Jose	246	\$66,690		\$63,340	
109	First Community Housing	Murphy Ranch	Morgan Hill	100	\$34,838		\$33,037	
110	First Community Housing	Orchard Gardens	Sunnyvale	62	\$21,680		\$17,330	

	Recipient	Project	City	Housing Units	Grant Amount	Payments 2025	Total Payment	Completion Date or Planned Completion Date
111	First Community Housing	Paula Apartments	San Jose	21	\$10,152		\$10,047	
112	First Community Housing	Second Street Studios	San Jose	135	\$40,350		\$40,350	
113	First Community Housing	Troy Apartments	San Jose	30	\$16,475		\$15,425	
114	First Community Housing	Villa Montgomery	Redwood City	58	\$18,845		\$18,395	
115	Global CVCAH	Bay Family	Moreno Valley	61	\$26,840		\$26,840	
116	Global CVCAH	Clinton Apartments	Mecca	59	\$25,960		\$25,960	
117	Global CVCAH	La Amistad	Mendota	81	\$35,640		\$35,640	
118	Global CVCAH	Lincoln Family	Mecca	57	\$25,080		\$25,080	
119	Global CVCAH	Meridian Family	Sacramento	47	\$25,850		\$25,850	
120	Global CVCAH	Mirage Vista	Pixley	55	\$24,200		\$24,200	
121	Global CVCAH	Perris Isle Senior	Moreno Valley	189	\$85,050		\$85,050	
122	Global CVCAH	Sunnyview I	Delano	70	\$29,750		\$29,750	
123	Global CVCAH	Sunnyview II	Delano	70	\$29,750		\$29,750	
124	HIP Housing	Edgewater Isle	San Mateo	92	\$29,343		\$21,893	
125	Housing Authority of Fresno County	Maldonado Migrant Center	Firebaugh	64	\$28,800		\$28,800	
126	Housing Authority of San Luis Obispo	Paso Robles Homekey	Paso Robles	54	\$55,296			

	Recipient	Project	City	Housing Units	Grant Amount	Payments 2025	Total Payment	Completion Date or Planned Completion Date
127	Housing Authority of the City of Fresno	Sequoia Courts Broadband Project	Fresno	138	\$471,333			
128	Housing Authority of the City of Fresno, CA	Dayton Square	Fresno	66	\$29,370		\$22,457	
129	Housing Authority of the City of Fresno, CA	El Cortez	Fresno	48	\$27,840		\$27,840	
130	Housing Authority of the City of Los Angeles	Independent Towers (Independent Square)	Los Angeles	196	\$58,698		\$58,690	
131	Housing Authority of the City of Los Angeles	San Fernando Gardens	Pacoima	448	\$200,978		\$200,977	
132	Housing Authority of the City of Los Angeles	Union Towers	Los Angeles	200	\$60,000		\$59,970	
133	Housing Authority of the City of San Buenaventura	Buena Vida Family	Ventura	20	\$11,925		\$11,925	
134	Housing Authority of the City of San Buenaventura	Westview	Ventura	100	\$44,963		\$44,963	
135	Housing Authority of the County of Kern	22nd Street Lofts	Bakersfield	19	\$32,300.00			
136	Housing Authority of the County of Kern	Arivn FLC	Bakersfield	88	\$74,800		\$74,800	

	Recipient	Project	City	Housing Units	Grant Amount	Payments 2025	Total Payment	Completion Date or Planned Completion Date
137	Housing Authority of the County of Kern	Arvin Sun Gardens	Arvin	50	\$30,000		\$30,000	
138	Housing Authority of the County of Kern	Arvin Sun Garden	Arvin	88	\$118,800			
139	Housing Authority of the County of Kern	Baker Street	Bakersfield	37	\$22,200		\$22,150	
140	Housing Authority of the County of Kern	Green Gardens	Bakersfield	104	\$31,200		\$31,200	
141	Housing Authority of the County of Kern	Green Gardens	Bakersfield	104	\$101,400			
142	Housing Authority of the County of Kern	Homer Harrison	Delano	50	\$30,000		\$30,000	
143	Housing Authority of the County of Kern	Homer Harrison	Delano	50	\$55,000			
144	Housing Authority of the County of Kern	Monterey St	Bakersfield	16	\$15,808		\$15,808	
145	Housing Authority of the County of Kern	Monterey Street	Arvin	16	\$14,400			
146	Housing Authority of the County of Kern	Park Place Apartments	Bakersfield	80	\$36,000		\$36,000	
147	Housing Authority of the County of Kern	Parkview	Arvin	28	\$27,300		\$27,300	
148	Housing Authority of the County of Kern	Parkview Apartments	Arvin	28	\$57,400			

	Recipient	Project	City	Housing Units	Grant Amount	Payments 2025	Total Payment	Completion Date or Planned Completion Date
149	Housing Authority of the County of Kern	Pinewood Glen	Bakersfield	110	\$33,000		\$33,000	
150	Housing Authority of the County of Kern	Plaza Towers	Bakersfield	117	\$35,100		\$35,100	
151	Housing Authority of the County of Kern	Plaza Towers Annex	Bakersfield	82	\$36,900		\$36,900	
152	Housing Authority of the County of Kern	Quincy St. Apartments	Delano	32	\$40,095		\$19,200	
153	Housing Authority of the County of Kern	Residence at Old Town Kern	Bakersfield	30	\$18,000		\$18,000	
154	Housing Authority of the County of Kern	Residence at West Columbus	Bakersfield	50	\$30,000		\$30,000	
155	Housing Authority of the County of Kern	Village Congregational Community	Arvin	60	\$112,500			
156	Housing Authority of the County of Kern	Village Congressional	Arvin	60	\$51,000		\$51,000	
157	Housing Authority of the County of Kern	Village Park Apartments	Bakersfield	60	\$27,000		\$27,000	
158	Housing Authority of the County of Kern	Village Park Apartments	Bakersfield	60	\$55,200			
159	Housing Authority of the County of Santa Barbara	Lompoc Gardens I	Lompoc	40	\$33,800		\$33,800	

	Recipient	Project	City	Housing Units	Grant Amount	Payments 2025	Total Payment	Completion Date or Planned Completion Date
160	Housing Authority of the County of Santa Barbara	Lompoc Gardens II	Lompoc	35	\$33,075		\$33,075	
161	Housing Authority of the County of Santa Barbara	Miller Plaza	Lompoc	24	\$22,128		\$22,128	
162	Housing Authority of the County of Santa Barbara	Parkside Garden Apartments	Lompoc	48	\$28,800		\$28,800	
163	Las Palmas Housing and Development Corporation	Tres Lagos Apartments I	Wildomar	89	\$214,411			
164	Las Palmas Housing and Development Corporation	Tres Lagos Apartments Phase II	Wildomar	88	\$211,996			
165	Mary Elizabeth Inn	Mary Elizabeth Inn	San Francisco	92	\$40,271		\$40,121	
166	Mary Elizabeth Inn	The Verona	San Francisco	65	\$28,278		\$28,273	
167	Mercy Housing California	180 Beamer	Woodland	80	\$35,675		\$35,675	
168	Mercy Housing California	623 Vernon	Roseville	58	\$25,660		\$25,660	
169	Mercy Housing California	Land Park Woods	Sacramento	75	\$33,675		\$33,550	
170	Mercy Housing California	Mather Veterans Village	Mather	50	\$21,663		\$16,415	

	Recipient	Project	City	Housing Units	Grant Amount	Payments 2025	Total Payment	Completion Date or Planned Completion Date
171	Mercy Housing California	Sunset Valley Duplexes	Wheatland	88	\$31,520		\$29,320	
172	MidPen Housing	Celestina Gardens	Sonoma	40	\$22,589		\$22,589	
173	MidPen Housing	Fetters Apartments	Sonoma	60	\$26,770		\$26,770	
174	MidPen Housing	St. Stephens Senior Housing	Santa Cruz	40	\$23,509		\$23,509	
175	MidPen Housing Corporation	Donner Lofts	San Jose	102	\$30,443		\$30,443	
176	MidPen Housing Corporation	Foster Square	Foster City	66	\$28,833		\$28,833	
177	MidPen Housing Corporation	Laguna Commons	Fremont	64	\$28,752		\$28,432	
178	Mid-Peninsula The Farm, Inc	University Avenue Senior	East Palo Alto	41	\$24,193		\$24,193	
179	Mid-Peninsula The Farm, Inc.	6800 Mission	Daly City	52	\$23,400		\$23,400	
180	Mid-Peninsula The Farm, Inc.	Onizuka Crossing	Sunnyvale	58	\$23,572		\$23,572	
181	Mid-Peninsula The Farm, Inc.	Sequoia Belle Haven	Menlo Park	90	\$39,794		\$39,794	
182	Mutual Housing California	Lemon Hill Townhomes	Sacramento	74	\$31,885		\$30,035	
183	Mutual Housing California	Los Robles	Sacramento	80	\$35,288		\$34,293	

	Recipient	Project	City	Housing Units	Grant Amount	Payments 2025	Total Payment	Completion Date or Planned Completion Date
184	Mutual Housing California	Mutual Housing at Foothill Farms	Sacramento	98	\$43,575		\$43,085	
185	Napa Valley Community Housing	Arroyo Grande Villas	Yountville	25	\$20,625		\$20,625	
186	Napa Valley Community Housing	Magnolia Park Townhomes	Napa	29	\$23,925		\$23,925	
187	Napa Valley Community Housing	Mayacamas Village	Napa	51	\$41,565		\$41,565	
188	Napa Valley Community Housing	Napa Park Homes	Napa	140	\$63,700		\$63,700	
189	Napa Valley Community Housing	Oak Creek Terrace	Napa	41	\$30,955		\$30,955	
190	Napa Valley Community Housing	Pecan Court Apartments	Napa	25	\$23,875		\$23,875	
191	Napa Valley Community Housing	Silverado Creek Apartments	Napa	102	\$66,810		\$66,810	
192	Napa Valley Community Housing	The Reserve of Napa	Napa	117	\$64,350		\$64,350	
193	Napa Valley Community Housing	Villa de Adobe Apartments	Napa	16	\$15,600		\$15,600	
194	New Horizons Affordable Housing and Development Inc.	1223 Broadway Apartments	Santa Cruz	6	\$60,000	\$17,250	\$17,250	

	Recipient	Project	City	Housing Units	Grant Amount	Payments 2025	Total Payment	Completion Date or Planned Completion Date
195	New Horizons Affordable Housing and Development Inc.	160 Blackburn St. Apartments	Watsonville	40	\$60,000	\$44,400	\$44,400	
196	New Horizons Affordable Housing and Development Inc.	179 Montebello Dr. Apartments	Watsonville	38	\$60,000	\$49,900	\$49,900	
197	New Horizons Affordable Housing and Development Inc.	2350 17th Ave. Apartments	Santa Cruz	42	\$60,000	\$30,500	\$30,500	
198	New Horizons Affordable Housing and Development Inc.	308 Clifford Ave. Apartments	Watsonville	59	\$60,000	\$30,700	\$30,700	
199	New Horizons Affordable Housing and Development Inc.	310-314 Clifford Ave. Apartments	Watsonville	49	\$60,000	\$30,700	\$30,700	
200	New Horizons Affordable Housing and Development Inc.	81-87 Grandview St. Apartments	Santa Cruz	42	\$60,000	\$30,350	\$30,350	
201	Northern Valley Catholic Social Service	The Woodlands Apartments II	Redding	20	\$35,949		\$33,672	
202	Paso Robles Housing Authority	Paso Robles Housing Authority - Oak Park: Phase-1	Paso Robles	80	\$71,572	\$71,572	\$71,572	
203	Paso Robles Housing Authority	Paso Robles Housing Authority - Oak Park: Phase-2	Paso Robles	70	\$62,255	\$62,220	\$62,220	

	Recipient	Project	City	Housing Units	Grant Amount	Payments 2025	Total Payment	Completion Date or Planned Completion Date
204	People's Self-Help Housing Corporation	Atascadero Gardens	Atascadero	18	\$10,800		\$10,800	
205	People's Self-Help Housing Corporation	Belridge Street Apartments	Oceano	12	\$7,200		\$7,200	
206	People's Self-Help Housing Corporation	Brizzolara Street	San Luis Obispo	5	\$14,750	\$14,750	\$14,750	
207	People's Self-Help Housing Corporation	Broad Street Place	San Luis Obispo	40	\$25,545	\$25,545	\$25,545	
208	People's Self-Help Housing Corporation	Canyon Creek Apartments	Paso Robles	68	\$30,600		\$30,600	
209	People's Self-Help Housing Corporation	Canyon Creek Gardens	Paso Robles	68	\$54,400			
210	People's Self-Help Housing Corporation	Casa de los Carneros	Goleta	70	\$94,500	\$94,500	\$94,500	
211	People's Self-Help Housing Corporation	Casas de las Flores	Carpinteria	43	\$47,945		\$47,945	
212	People's Self-Help Housing Corporation	Casas Las Granadas	Santa Barbara	12	\$7,200		\$7,200	11/26/2019
213	People's Self-Help Housing Corporation	Cawelti Court	Arroyo Grande	28	\$16,800		\$16,800	8/30/2017
214	People's Self-Help Housing Corporation	Cawelti Court	Arroyo Grande	28	\$41,300			
215	People's Self-Help Housing Corporation	Chapel Court	Carpinteria	28	\$16,800		\$16,800	9/7/2019

	Recipient	Project	City	Housing Units	Grant Amount	Payments 2025	Total Payment	Completion Date or Planned Completion Date
216	People's Self-Help Housing Corporation	College Park	Lompoc	35	\$21,000		\$21,000	8/30/2017
217	People's Self-Help Housing Corporation	Courtland Street Apartments	Arroyo Grande	38	\$30,400			8/30/2017
218	People's Self-Help Housing Corporation	Courtland Street Apartments	Arroyo Grande	36	\$21,600		\$21,600	
219	People's Self-Help Housing Corporation	Creekside Gardens	Paso Robles	29	\$17,400		\$17,400	8/30/2017
220	People's Self-Help Housing Corporation	Creston Gardens	Paso Robles	60	\$75,000			7/11/2018
221	People's Self-Help Housing Corporation	Creston Gardens	Paso Robles	60	\$27,000		\$27,000	
222	People's Self-Help Housing Corporation	Dahlia Court	Carpinteria	55	\$52,250		\$52,250	12/19/2018
223	People's Self-Help Housing Corporation	Dahlia Court II	Carpinteria	33	\$31,350		\$31,350	11/5/2018
224	People's Self-Help Housing Corporation	El Patio Hotel	Ventura	42	\$25,200		\$25,200	8/30/2017
225	People's Self-Help Housing Corporation	Ellwood	Goleta	8	\$14,800	\$14,750	\$14,750	7/10/2024
226	People's Self-Help Housing Corporation	Isle Vista Apartments	Isla Vista	56	\$30,800		\$30,800	11/5/2018
227	People's Self-Help Housing Corporation	Jardin de las Rosas	Santa Barbara	40	\$47,000		\$47,000	4/17/2023

	Recipient	Project	City	Housing Units	Grant Amount	Payments 2025	Total Payment	Completion Date or Planned Completion Date
228	People's Self-Help Housing Corporation	Juniper Street Apartments	Arroyo Grande	14	\$8,400		\$8,400	4/30/2019
229	People's Self-Help Housing Corporation	La Brisa Marina	Oceano	16	\$9,600		\$9,600	2/1/2019
230	People's Self-Help Housing Corporation	Lachen Tara	Avila Beach	29	\$17,400		\$17,400	8/30/2017
231	People's Self-Help Housing Corporation	Ladera Street Apartments	Santa Barbara	51	\$28,050		\$28,050	11/5/2018
231	People's Self-Help Housing Corporation	Los Adobes de Maria I	Santa Maria	65	\$29,250		\$29,250	8/30/2017
232	People's Self-Help Housing Corporation	Los Adobes de Maria II	Santa Maria	52	\$23,400		\$23,400	8/30/2017
234	People's Self-Help Housing Corporation	Los Adobes de Maria III	Santa Maria	34	\$27,200			
235	People's Self-Help Housing Corporation	Los Robles Terrace	Paso Robles	40	\$24,000		\$24,000	8/30/2017
236	People's Self-Help Housing Corporation	Mariposa Town Homes	Orcutt	80	\$76,000		\$76,000	10/26/2017
237	People's Self-Help Housing Corporation	Oak Forest Apartments	Arroyo Grande	20	\$12,000		\$12,000	12/19/2018
238	People's Self-Help Housing Corporation	Ocean View Manor	Morro Bay	40	\$24,000		\$24,000	8/30/2017
239	People's Self-Help Housing Corporation	Oceanside Gardens	Morro Bay	21	\$45,675			8/30/2017

	Recipient	Project	City	Housing Units	Grant Amount	Payments 2025	Total Payment	Completion Date or Planned Completion Date
240	People's Self-Help Housing Corporation	Oceanside Gardens	Morro Bay	21	\$12,600		\$12,600	
241	People's Self-Help Housing Corporation	Pacific View Apartments	Morro Bay	26	\$48,100			8/30/2017
242	People's Self-Help Housing Corporation	Pacific View Apartments	Morro Bay	26	\$15,600		\$15,600	
243	People's Self-Help Housing Corporation	People's Place	Santa Paula	68	\$52,198			
244	People's Self-Help Housing Corporation	Pismo Creek Bungalows	Pismo Beach	14	\$18,410		\$18,410	4/17/2023
245	People's Self-Help Housing Corporation	Pismo Terrace	Pismo Beach	50	\$45,160		\$45,160	1/19/2024
246	People's Self-Help Housing Corporation	River View Townhomes	Guadalupe	80	\$36,000		\$36,000	8/30/2017
247	People's Self-Help Housing Corporation	Rolling Hills Apartments	Templeton	53	\$49,025		\$49,025	10/24/2019
248	People's Self-Help Housing Corporation	Rolling Hills II	Templeton	30	\$48,000		\$48,000	4/17/2023
249	People's Self-Help Housing Corporation	Schoolhouse Lane Apartments	Cambria	24	\$14,400		\$14,400	8/30/2017
250	People's Self-Help Housing Corporation	Sea Breeze Apartments	Los Osos	29	\$17,400		\$17,400	7/26/2019
251	People's Self-Help Housing Corporation	Sea Haven Apartments	Pismo Beach	12	\$7,200		\$7,200	4/9/2019

	Recipient	Project	City	Housing Units	Grant Amount	Payments 2025	Total Payment	Completion Date or Planned Completion Date
252	People's Self-Help Housing Corporation	Sequoia Apartments	Morro Bay	12	\$7,200		\$7,200	2/1/2019
253	People's Self-Help Housing Corporation	South Bay Apartments	Los Osos	75	\$33,750		\$33,750	7/26/2019
254	People's Self-Help Housing Corporation	Storke Ranch Apartments	Goleta	36	\$27,180		\$27,180	12/19/2018
255	People's Self-Help Housing Corporation	Templeton Place Apartments	Templeton	29	\$54,375			8/30/2017
256	People's Self-Help Housing Corporation	Templeton Place	Templeton	36	\$40,140		\$40,140	4/1/2023
257	People's Self-Help Housing Corporation	Templeton Place	Templeton	29	\$17,400		\$17,400	
258	People's Self-Help Housing Corporation	The Villas at Higuera	San Luis Obispo	28	\$23,660			8/30/2017
259	People's Self-Help Housing Corporation	The Villas at Higuera	San Luis Obispo	28	\$16,800		\$16,800	
260	People's Self-Help Housing Corporation	Tiburon Place	San Luis Obispo	68	\$56,445	\$56,445	\$56,445	
261	People's Self-Help Housing Corporation	Valentine Court I	Santa Maria	35	\$21,000		\$21,000	12/19/2018
262	People's Self-Help Housing Corporation	Valentine Court II	Santa Maria	18	\$10,800		\$10,800	5/10/2019
263	People's Self-Help Housing Corporation	Valentine Court III	Santa Maria	9	\$5,400		\$5,400	5/10/2019

	Recipient	Project	City	Housing Units	Grant Amount	Payments 2025	Total Payment	Completion Date or Planned Completion Date
264	People's Self-Help Housing Corporation	Victoria Hotel	Santa Barbara	28	\$16,800		\$16,800	8/30/2017
265	People's Self-Help Housing Corporation	Victoria Street Bungalows	Santa Barbara	16	\$15,200		\$15,200	6/7/2018
266	People's Self-Help Housing Corporation	Villa La Esperanza	Goleta	83	\$53,950		\$53,950	12/19/2018
267	PEP Housing	575 Vallejo St Senior Apartments Residential Broadband	Petaluma	45	\$23,696		\$23,696	4/12/2024
268	PEP Housing	579 Vallejo St Senior Apartments Residential Broadband	Petaluma	40	\$18,103		\$18,103	3/29/2024
269	PEP Housing	Acacia Ln Senior Apartments Residential Broadband	Santa Rosa	44	\$26,348		\$26,348	4/15/2024
270	PEP Housing	Casa Grande	Petaluma	58	\$24,029		\$20,619	1/28/2016
271	PEP Housing	Casa Grande Senior Apartments Residential Broadband	Petaluma	57	\$33,687			5/12/2024
272	PEP Housing	Caulfield Lane	Petaluma	22	\$12,501		\$9,661	1/28/2016
273	PEP Housing	Caulfield Lane Senior Apartments Residential Broadband	Petaluma	22	\$19,486			5/12/2024
274	PEP Housing	Don Bennet Senior Apartments	Petaluma	16	\$17,128		\$23,696	4/12/2024

	Recipient	Project	City	Housing Units	Grant Amount	Payments 2025	Total Payment	Completion Date or Planned Completion Date
275	PEP Housing	Edith Street Senior Apartments Residential Broadband	Petaluma	24	\$21,162	\$21,162	\$21,162	5/12/2024
276	PEP Housing	Kellgren Senior Apartments Residential Broadband	Petaluma	50	\$27,310			5/12/2024
277	PEP Housing	Linda Tunis Senior Apartments Residential Broadband	Santa Rosa	26	\$17,280		\$17,280	12/1/2023
278	PEP Housing	Mountain View	Petaluma	24	\$10,087		\$9,617	2/2/2016
279	PEP Housing	Mountain View Senior Apartments Residential Broadband	Petaluma	24	\$15,605	\$15,605	\$15,605	5/12/2024
280	PEP Housing	Orange Tree Senior Apartments Residential Broadband	Oroville	49	\$42,227			5/12/2024
281	PEP Housing	Richard Lieb Senior Apartments Residential Broadband	Petaluma	22	\$18,922			5/12/2024
282	PEP Housing	Sun House Senior	Ukiah	42	\$20,803		\$20,803	9/15/2017
283	PEP Housing	Sun House Senior Apartments Residential Broadband	Ukiah	41	\$25,538			5/12/2024
284	PEP Housing	Toussin Senior Apartments Residential Broadband	Kentfield	13	\$12,753			5/12/2024

	Recipient	Project	City	Housing Units	Grant Amount	Payments 2025	Total Payment	Completion Date or Planned Completion Date
285	Petaluma Ecumenical Properties (PEP Housing)	10 Toussin	Kentfield (unincorporated Marin County)	13	\$7,557		\$6,492	6/24/2015
286	Petaluma Ecumenical Properties (PEP Housing)	1275 Lindberg	Petaluma	16	\$8,296		\$637	6/25/2015
287	Petaluma Ecumenical Properties (PEP Housing)	167 Edith	Petaluma	24	\$10,675		\$9,300	6/23/2015
288	Petaluma Ecumenical Properties (PEP Housing)	210 Douglas	Petaluma	24	\$10,287		\$9,197	6/23/2015
289	Petaluma Ecumenical Properties (PEP Housing)	575 Vallejo	Petaluma	45	\$16,822		\$14,566	6/22/2015
290	Petaluma Ecumenical Properties (PEP Housing)	579 Vallejo	Petaluma	40	\$12,295		\$11,419	6/23/2015
291	RCD Housing	Adeline Apartments	Berkeley		\$49,050			
292	RCD Housing	Almaden	San Jose	99	\$58,410			11/26/2025
293	RCD Housing	Aspen Court	Pacheco	15	\$29,775			6/20/2025
294	RCD Housing	Bell Gardens	Fremont	128	\$114,176			6/8/2024
295	RCD Housing	Clara Gardens II	Santa Clara	77	\$55,825			11/26/2025
296	RCD Housing	Coliseum Place	Oakland	59	\$65,077	\$65,077	\$65,077	2/16/2024

	Recipient	Project	City	Housing Units	Grant Amount	Payments 2025	Total Payment	Completion Date or Planned Completion Date
297	RCD Housing	Fox Courts	Oakland	80	\$64,000			
298	RCD Housing	Hannon Gateway	Emeryville	89	\$79,200			5/12/2023
299	RCD Housing	Longfellow	Oakland	77	\$53,515			11/26/2025
300	RCD Housing	Madrone Terrace	San Leandro	79	\$79,553			6/8/2024
301	RCD Housing	Maudelle Miller Shirek	Berkley	87	\$78,387	\$78,387	\$78,387	6/8/2024
302	RCD Housing	Oxford Plaza	Berkeley	97	\$89,725			6/20/2025
303	RCD Housing	Rick Judd Commons	Concord	62	\$64,790	\$64,790	\$64,790	6/8/2024
304	RCD Housing	Sango Court	Milpitas	102	\$80,580		\$80,580	9/8/2023
305	RCD Housing	Thorton	Fremont	128	\$72,960			11/26/2025
306	RCD Housing	YVR	Walnut Creek	93	\$60,450			11/26/2025
307	Richmond Housing Authority	Friendship Manor	Richmond	58	\$25,152		\$25,152	2/25/2019
308	Richmond Housing Authority	Nevin Plaza	Richmond	142	\$41,520		\$41,520	2/25/2019
309	Richmond Housing Authority	Triangle Court	Richmond	98	\$43,080		\$43,080	2/25/2019
310	San Francisco Housing Development Corporation	Bayview Commons	San Francisco	29	\$17,166		\$17,166	11/16/2017
311	San Francisco Housing Development Corporation	Hunters Point East	San Francisco	89	\$39,601		\$39,601	6/4/2018

	Recipient	Project	City	Housing Units	Grant Amount	Payments 2025	Total Payment	Completion Date or Planned Completion Date
312	San Francisco Housing Development Corporation	Hunters Point West	San Francisco	124	\$36,967		\$36,967	3/23/2018
313	San Francisco Housing Development Corporation	Westbrook Apartments	San Francisco	227	\$67,157		\$66,941	8/30/2019
314	Satellite Affordable Housing Associates	Columbia Park Manor	Pittsburg	79	\$21,225		\$21,225	3/30/2017
315	Satellite Affordable Housing Associates	Lakeside Senior Apartments	Oakland	100	\$23,733		\$23,734	3/2/2017
316	Satellite Affordable Housing Associates	Lawrence Moore	Berkeley	46	\$16,537		\$16,537	5/28/2017
317	Satellite Affordable Housing Associates	Linda Glen	Oakland	42	\$15,520		\$15,457	3/4/2017
318	Satellite Affordable Housing Associates	Otterbein Manor	Oakland	44	\$15,949		\$15,847	4/26/2017
319	Satellite Affordable Housing Associates	Sacramento Senior Homes	Berkeley	40	\$16,844		\$16,844	4/30/2017
320	Satellite Affordable Housing Associates	Satellite St. Andrew's Manor, LLC	Oakland	60	\$55,970		\$55,970	11/21/2023
321	Satellite Affordable Housing Associates (SAHA)	Amistad House	Oakland	60	\$22,235		\$20,293	10/14/2016
322	Satellite Affordable Housing Associates (SAHA)	Beth Asher	Oakland	50	\$30,125		\$17,920	6/9/2017

	Recipient	Project	City	Housing Units	Grant Amount	Payments 2025	Total Payment	Completion Date or Planned Completion Date
323	Satellite Affordable Housing Associates (SAHA)	Petaluma Avenue Homes	Sebastopol	45	\$17,994		\$17,994	12/2/2016
324	Satellite Affordable Housing Associates (SAHA)	Satellite Central	Oakland	152	\$33,461		\$33,339	10/14/2016
325	Satellite Affordable Housing Associates (SAHA)	Stuart Pratt	Berkeley	44	\$26,638		\$16,582	5/30/2017
326	Satellite Affordable Housing Associates (SAHA)	Valdez Plaza	Oakland	150	\$29,400		\$26,394	8/31/2016
327	Self-Help Enterprises	ALMOND COURT PARTNERS	Wasco	36	\$21,600		\$21,600	4/19/2016
328	Self-Help Enterprises	Annadale Commons	Fresno	40	\$33,000		\$33,000	4/11/2023
329	Self-Help Enterprises	CALIENTE CREEK PARTNERS	ARVIN	46	\$27,600		\$26,600	4/20/2016
330	Self-Help Enterprises	Cherry Crossing	Sanger	72	\$126,720			12/19/2025
331	Self-Help Enterprises	Cottonwood Creek	Madera	40	\$22,800		\$22,800	4/20/2016
332	Self-Help Enterprises	Dinuba Manor	Dinuba	36	\$57,240		\$57,240	8/26/2024
333	Self-Help Enterprises	Gateway Village	Modesto	48	\$28,800		\$28,800	5/2/2018
334	Self-Help Enterprises	Goshen Village II	Goshen	56	\$25,200		\$25,200	5/2/2018
335	Self-Help Enterprises	Guardian Village	Reedley	48	\$84,720			11/26/2025
336	Self-Help Enterprises	Lincoln Plaza	Hanford	48	\$24,000		\$24,000	4/26/2016

	Recipient	Project	City	Housing Units	Grant Amount	Payments 2025	Total Payment	Completion Date or Planned Completion Date
337	Self-Help Enterprises	Madison Place	Bakersfield	56	\$43,400			5/12/2024
338	Self-Help Enterprises	Mariposa Oaks	Mariposa	24	\$120,000			12/15/2023
339	Self-Help Enterprises	Mt. Whitney Place	Lindsay	29	\$35,525			6/8/2024
340	Self-Help Enterprises	Neighborhood Village	Goshen	52	\$117,780			6/20/2025
341	Self-Help Enterprises	NORTH PARK APARTMENTS HOUSING CORPORATION	BAKERSFIELD	104	\$31,200		\$31,200	5/5/2016
342	Self-Help Enterprises	Nupchi Xo'oy	Porterville	40	\$128,000		\$128,000	1/12/2024
343	Self-Help Enterprises	Parksdale Village II	Madera	48	\$28,800		\$28,800	5/2/2018
344	Self-Help Enterprises	Rancho Colegio	Visalia	94	\$145,700			12/19/2025
345	Self-Help Enterprises	RANCHO LINDO PARTNERS	LAMONT	44	\$35,200		\$35,200	4/13/2017
346	Self-Help Enterprises	River Grove I	Oakhurst	70	\$107,450			6/20/2025
347	Self-Help Enterprises	ROLLING HILLS PARTNERS	NEWMAN	52	\$28,600		\$28,600	4/13/2017
348	Self-Help Enterprises	Sand Creek	Orosi	60	\$27,000		\$27,000	5/2/2018
349	Self-Help Enterprises	SOLINAS VILLAGE aka SELF HELP COMMUNITIES 1, LLC	MCFARLAND	52	\$35,100		\$35,100	4/13/2017
350	Self-Help Enterprises	Sugar Pine Village	Madera	52	\$68,900		\$68,900	11/1/2023
351	Self-Help Enterprises	SUNRISE VILLA PARTNERS	WASCO	44	\$26,400		\$26,400	4/19/2016

	Recipient	Project	City	Housing Units	Grant Amount	Payments 2025	Total Payment	Completion Date or Planned Completion Date
352	Self-Help Enterprises	The Haven	Bakersfield	24	\$38,400	\$38,400	\$38,400	6/8/2024
353	Self-Help Enterprises	Valley Oaks	Oakhurst	24	\$48,600	\$48,600	\$48,600	6/8/2024
354	Self-Help Enterprises	Villa de Guadalupe	Orosi	60	\$27,000		\$27,000	5/2/2018
355	Self-Help Enterprises	Villa Del Rey	Del Rey	48	\$28,800		\$28,800	4/22/2016
356	Self-Help Enterprises	VILLA HERMOSA PARTNERS	WASCO	40	\$24,000		\$24,000	4/22/2016
357	Self-Help Enterprises	Viscaya Gardens	Dinuba	48	\$28,800		\$28,800	5/2/2018
358	Self-Help Enterprises	WASHINGTON PLAZA PARTNERS	EARLIMART	44	\$26,400		\$26,400	4/21/2016
359	Self-Help Enterprises	Woodlake Townhomes	Woodlake	11	\$37,950	\$37,950	\$37,950	6/8/2024
360	Shelter Inc.	Project Homekey	Vallejo	48	\$81,903			6/8/2024
361	Silvercrest, Inc. (non-profit)	Inyo Terrace	Fresno	44	\$25,960		\$25,960	11/26/2018
362	Silvercrest, Inc. (non-profit)	Pacific Gardens	Fresno	56	\$28,800		\$14,866	11/26/2018
363	Silvercrest, Inc. (non-profit)	Parc Grove Commons	Fresno	215	\$64,400		\$59,900	4/1/2016
364	Silvercrest, Inc. (non-profit)	Parc Grove Northwest	Fresno	148	\$43,560		\$43,560	4/1/2016
365	Silvercrest, Inc. (non-profit)	Yosemite Village	Fresno	69	\$44,850		\$15,114	2/28/2021
366	Surf Development Company	Aparicio Apartments I	Goleta	56	\$151,200		\$113,400	1/20/2024

	Recipient	Project	City	Housing Units	Grant Amount	Payments 2025	Total Payment	Completion Date or Planned Completion Date
367	Surf Development Company	Central Plaza	Santa Maria	112	\$61,040		\$61,040	1/31/2018
368	Surf Development Company	Creekside Village	Los Alamos	39	\$22,386		\$22,386	12/27/2017
369	Surf Development Company	Creekside Village	Los Alamos	39	\$95,550			11/26/2025
370	Surf Development Company	Cypress Court	Lompoc	60	\$27,000		\$27,000	1/31/2018
371	Surf Development Company	Homebase on G	Lompoc	39	\$83,850		\$83,850	4/20/2023
372	Surf Development Company	Leland Park	Orcutt	16	\$15,600		\$15,600	1/31/2018
373	Surf Development Company	Lompoc Terrace	Lompoc	40	\$168,000		\$126,000	8/1/2023
374	Surf Development Company	Palm Grove	Lompoc	40	\$37,800		\$37,800	1/31/2018
375	Surf Development Company	Parkview Apartments	Goleta	20	\$15,210		\$15,210	1/31/2018
376	Surf Development Company	Pescadero Lofts	Goleta	33	\$19,173		\$19,173	1/31/2018
377	Surf Development Company	Pescadero Lofts	Goleta	33	\$57,750			11/26/2025
378	Surf Development Company	Positano Apartments	Goleta	130	\$39,000		\$39,000	11/19/2019

	Recipient	Project	City	Housing Units	Grant Amount	Payments 2025	Total Payment	Completion Date or Planned Completion Date
379	Surf Development Company	Positano Apartments	Santa Barbara	112	\$106,200			11/26/2025
380	Surf Development Company	Rancho Hermosa	Santa Maria	47	\$27,730		\$27,730	12/27/2017
381	Surf Development Company	Rancho Hermosa	Santa Maria	47	\$94,000			11/26/2025
382	Surf Development Company	Sandpiper Apartments	Goleta	68	\$30,600		\$30,600	1/31/2018
383	Surf Development Company	Santa Rita Village I	Lompoc	36	\$21,600		\$21,600	1/31/2018
384	Surf Development Company	Santa Rita Village I	Lompoc	36	\$85,500			11/26/2025
385	Surf Development Company	Santa Rita Village II	Lompoc	19	\$38,000			11/26/2025
386	Surf Development Company	Stanley Horn Homes	Lompoc	44	\$139,700		\$139,700	8/1/2023
387	Surf Development Company	Ted Zenich Gardens	Santa Maria	24	\$14,400		\$14,400	1/31/2018
388	Surf Development Company	Ted Zenich Gardens	Santa Maria	24	\$62,400			11/26/2025
389	Surf Development Company	Vintage Walk	Buellton	6	\$30,600		\$22,950	12/15/2023
390	Sutter Community Affordable Housing	Kristen Court Apartments	Live Oak	56	\$25,038		\$24,299	12/14/2016

	Recipient	Project	City	Housing Units	Grant Amount	Payments 2025	Total Payment	Completion Date or Planned Completion Date
391	Swords to Plowshares Veterans Rights Organization	The Fairfax Hotel	San Francisco	43	\$9,353		\$8,909	10/29/2015
392	Swords to Plowshares Veterans Rights Organization	The Stanford Hotel	San Francisco	130	\$5,144		\$4,462	9/18/2015
393	Tenderloin Neighborhood Development Corporation (TNDC)	430 Turk	San Francisco	89	\$35,215		\$35,215	11/17/2017
394	Tenderloin Neighborhood Development Corporation (TNDC)	626 Mission Bay	San Francisco	143	\$28,521			11/26/2025
395	Tenderloin Neighborhood Development Corporation (TNDC)	939 Eddy	San Francisco	36	\$21,563		\$21,462	12/8/2017
396	Tenderloin Neighborhood Development Corporation (TNDC)	951 Eddy	San Francisco	26	\$15,037		\$15,037	12/11/2017
397	Tenderloin Neighborhood Development Corporation (TNDC)	Aarti Hotel	San Francisco	40	\$23,972		\$23,972	12/8/2017

	Recipient	Project	City	Housing Units	Grant Amount	Payments 2025	Total Payment	Completion Date or Planned Completion Date
398	Tenderloin Neighborhood Development Corporation (TNDC)	Alexander Residence	San Francisco	179	\$53,673		\$53,673	12/15/2017
399	Tenderloin Neighborhood Development Corporation (TNDC)	Alexander Residence	San Francisco	179	\$16,978			11/26/2025
400	Tenderloin Neighborhood Development Corporation (TNDC)	Antonia Manor	San Francisco	133	\$39,726		\$39,726	12/4/2017
401	Tenderloin Neighborhood Development Corporation (TNDC)	Antonia Manor	San Francisco	133	\$14,866			11/26/2025
402	Tenderloin Neighborhood Development Corporation (TNDC)	Buena Vista Terrace	San Francisco	40	\$23,640		\$23,640	12/1/2017
403	Tenderloin Neighborhood Development Corporation (TNDC)	Civic Center Residence	San Francisco	212	\$63,472		\$63,472	2/23/2018
404	Tenderloin Neighborhood Development Corporation (TNDC)	Curran House	San Francisco	67	\$24,966		\$24,865	6/6/2017

	Recipient	Project	City	Housing Units	Grant Amount	Payments 2025	Total Payment	Completion Date or Planned Completion Date
405	Tenderloin Neighborhood Development Corporation (TNDC)	Curran House	San Francisco	67	\$8,419			11/26/2025
406	Tenderloin Neighborhood Development Corporation (TNDC)	Dalt Hotel	San Francisco	179	\$45,574		\$45,547	6/26/2017
407	Tenderloin Neighborhood Development Corporation (TNDC)	Dalt Hotel	San Francisco	178	\$18,995			11/26/2025
408	Tenderloin Neighborhood Development Corporation (TNDC)	Folsom + Dore Apartments	San Francisco	98	\$43,976		\$43,976	9/27/2017
409	Tenderloin Neighborhood Development Corporation (TNDC)	Franciscan Towers	San Francisco	105	\$10,532			11/26/2025
410	Tenderloin Neighborhood Development Corporation (TNDC)	Maria Manor	San Francisco	119	\$34,224		\$32,795	12/15/2017
411	Tenderloin Neighborhood Development Corporation (TNDC)	Maria Manor	San Francisco	119	\$9,898			11/26/2025

	Recipient	Project	City	Housing Units	Grant Amount	Payments 2025	Total Payment	Completion Date or Planned Completion Date
412	Tenderloin Neighborhood Development Corporation (TNDC)	Mosaica (Family)	San Francisco	93	\$41,170		\$41,170	9/22/2017
413	Tenderloin Neighborhood Development Corporation (TNDC)	Mosaica (Senior)	San Francisco	24	\$14,220		\$14,220	9/22/2017
414	Tenderloin Neighborhood Development Corporation (TNDC)	Ritz Hotel	San Francisco	90	\$9,124			11/26/2025
415	Tenderloin Neighborhood Development Corporation (TNDC)	Ritz Hotel	San Francisco	88	\$30,252		\$30,252	6/1/2017
416	Tenderloin Neighborhood Development Corporation (TNDC)	Rosa Parks	San Francisco	203	\$44,370			11/26/2025
417	Tenderloin Neighborhood Development Corporation (TNDC)	SOMA Family	San Francisco	74	\$9,124			11/26/2025
418	Tenderloin Neighborhood Development Corporation (TNDC)	SOMA Family Apartments	San Francisco	74	\$27,767		\$27,767	6/29/2017

	Recipient	Project	City	Housing Units	Grant Amount	Payments 2025	Total Payment	Completion Date or Planned Completion Date
419	Tenderloin Neighborhood Development Corporation (TNDC)	SOMA Studios	San Francisco	88	\$31,344		\$31,344	6/30/2017
420	Tenderloin Neighborhood Development Corporation (TNDC)	SOMA Studios	San Francisco	88	\$9,124			11/26/2025
421	Tenderloin Neighborhood Development Corporation (TNDC)	West Hotel	San Francisco	106	\$31,683		\$31,683	12/8/2017
422	Tenderloin Neighborhood Development Corporation (TNDC)	West Hotel	San Francisco	106	\$8,419			11/26/2025
423	Tenderloin Neighborhood Development Corporation (TNDC)	Kelly Cullen Community	San Francisco	174	\$19,445			
424	Tenderloin Neighborhood Development Corporation (TNDC)	Normandy Apartments	San Francisco	108	\$46,469			
425	The Bancker Homes, Inc.	Bancker Homes	San Francisco	108	\$45,900		\$45,900	8/23/2018
426	Village East LP	Village East Apartments	Stockton	189	\$222,075			11/26/2025

	Recipient	Project	City	Housing Units	Grant Amount	Payments 2025	Total Payment	Completion Date or Planned Completion Date
427	Visionary Home Builders of California, Inc.	Almond Terrace	Ceres	46	\$27,600		\$27,600	11/28/2018
428	Visionary Home Builders of California, Inc.	Delta Plaza	Stockton	30	\$17,288		\$17,288	4/3/2018
429	Visionary Home Builders of California, Inc.	Dewey Apartments	Stockton	10	\$6,000		\$5,750	4/3/2018
430	Visionary Home Builders of California, Inc.	Diamond Cove Townhomes I-A	Stockton	36	\$21,600		\$21,600	5/11/2018
431	Visionary Home Builders of California, Inc.	Diamond Cove Townhomes I-B	Stockton	24	\$14,400		\$14,360	6/4/2018
432	Visionary Home Builders of California, Inc.	Mountain View Townhomes	Tracy	37	\$22,200		\$21,825	11/28/2018
433	Visionary Home Builders of California, Inc.	Villa Isabella	Stockton	20	\$11,925		\$11,675	4/3/2018
434	Visionary Home Builders of California, Inc.	Villa Monterey	Stockton	45	\$27,000		\$27,000	11/28/2018
435	Visionary Home Builders of California, Inc.	Whispering Pines	Sacramento	96	\$43,200		\$43,200	8/10/2018

	Recipient	Project	City	Housing Units	Grant Amount	Payments 2025	Total Payment	Completion Date or Planned Completion Date
436	West Sacramento Housing Development Corporation	Patio Apartments	West Sacramento	45	\$16,875		\$15,750	1/12/2016
437	West Sacramento Housing Development Corporation	Washington Courtyards	West Sacramento	90	\$23,100		\$20,850	1/13/2016
438	West Sacramento Housing Development Corporation	West Capitol	West Sacramento	125	\$32,113		\$32,113	1/12/2016

Attachment J: Public Housing Adoption Completed Projects as of December 31st, 2025

	Recipient	Project	Completion Date	Resident	Grant	Total Payment	Trained	% Trained	% Trained who Subscribe to Broadband	Cost Per Resident Trained
1	BRIDGE Housing Corporation	Armstrong Place Senior Housing	12/31/2017	152	\$36,970	\$34,593	49	32%	92%	\$706
2	BRIDGE Housing Corporation	Chestnut Creek Senior Housing	6/30/2019	55	\$24,250	\$24,250	38	69%	100%	\$638
3	BRIDGE Housing Corporation	Chestnut Linden Court	6/30/2019	410	\$34,170	\$30,038	43	10%	100%	\$699
4	BRIDGE Housing Corporation	Emeryvilla	6/30/2019	46	\$23,550	\$23,550	22	48%	95%	\$1,070
5	BRIDGE Housing Corporation	Geraldine Johnson Senior Housing	12/31/2017	74	\$29,130	\$27,382	18	24%	100%	\$1,521
6	BRIDGE Housing Corporation	Ironhorse at Central	6/30/2019	251	\$30,030	\$25,399	13	5%	85%	\$1,954
7	BRIDGE Housing Corporation	Mandela Gateway Apartments	6/30/2019	440	\$34,510	\$34,510	62	14%	100%	\$557
8	BRIDGE Housing Corporation	Natoma Family Apartments	6/30/2019	137	\$25,550	\$25,550	33	24%	100%	\$774
9	BRIDGE Housing Corporation	Richmond City Center	6/30/2019	171	\$25,630	\$20,520	14	8%	100%	\$1,466

	Recipient	Project	Completion Date	Resident	Grant	Total Payment	Trained	% Trained	% Trained who Subscribe to Broadband	Cost Per Resident Trained
10	BRIDGE Housing Corporation	St. Joseph's Senior Apartments	12/31/2017	103	\$33,130	\$33,130	42	41%	67%	\$789
11	BRIDGE Housing Corporation	Terraza Palmera at St. Josephs	6/30/2019	171	\$26,090	\$23,881	34	20%	100%	\$702
12	Christian Church Homes (CCH)	Fargo Senior Center	6/30/2019	102	\$42,000	\$19,060	26	25%	79%	\$733
13	Christian Church Homes (CCH)	Harrison Street Senior Housing	5/31/2019	100	\$25,420	\$25,420	39	39%	85%	\$652
14	Christian Church Homes (CCH)	Sylvester Rutledge Manor - North Oakland Senior Housing	8/1/2019	69	\$39,000	\$16,880	17	25%	100%	\$993
15	Christian Church Homes (CCH)	Westlake Christian Terrace East	9/30/2019	243	\$49,500	\$48,975	77	32%	62%	\$636
16	Christian Church Homes (CCH)	Westlake Christian Terrace West	9/30/2019	250	\$49,500	\$49,490	64	26%	66%	\$773
17	EAH Housing Corporation	Buchanan Park	9/30/2019	154	\$34,460	\$28,460	38	25%	100%	\$749
18	EAH Housing Corporation	Casa Adobe	9/30/2019	56	\$20,390	\$16,160	33	59%	100%	\$490
19	EAH Housing Corporation	Centertown	12/31/2019	180	\$34,930	\$34,930	48	27%	100%	\$728
20	EAH Housing Corporation	Cochrane Village	9/16/2020	318	\$49,900	\$49,219	88	28%	100%	\$559

	Recipient	Project	Completion Date	Resident	Grant	Total Payment	Trained	% Trained	% Trained who Subscribe to Broadband	Cost Per Resident Trained
21	EAH Housing Corporation	Don de Dios	12/31/2019	267	\$41,070	\$41,070	50	19%	100%	\$821
22	EAH Housing Corporation	Drakes Way	9/4/2020	68	\$10,500	\$10,500	24	35%	100%	\$438
23	EAH Housing Corporation	Elena Gardens	12/20/2019	362	\$49,080	\$49,080	73	20%	100%	\$672
24	EAH Housing Corporation	Floral Gardens	10/16/2020	143	\$43,286	\$41,979	55	38%	100%	\$763
25	EAH Housing Corporation	Fountain West	10/20/2020	196	\$47,133	\$40,012	51	26%	100%	\$785
26	EAH Housing Corporation	Golden Oaks	9/30/2019	52	\$19,090	\$15,890	34	65%	100%	\$467
27	EAH Housing Corporation	Los Robles	3/31/2020	420	\$49,930	\$48,815	79	19%	89%	\$618
28	EAH Housing Corporation	Palm Court	5/20/2020	69	\$37,239	\$37,239	65	94%	100%	\$573
29	EAH Housing Corporation	Point Reyes	9/30/2019	72	\$16,165	\$14,765	20	28%	100%	\$738
30	EAH Housing Corporation	Pollard Plaza	12/31/2019	193	\$49,935	\$49,935	76	39%	100%	\$657
31	EAH Housing Corporation	Riviera Apartments	5/20/2020	77	\$24,960	\$20,930	28	36%	100%	\$748
32	EAH Housing Corporation	Rodeo Gateway	3/31/2020	55	\$24,690	\$23,327	43	78%	100%	\$543

	Recipient	Project	Completion Date	Resident	Grant	Total Payment	Trained	% Trained	% Trained who Subscribe to Broadband	Cost Per Resident Trained
33	EAH Housing Corporation	San Clemente Place	7/1/2020	212	\$41,478	\$41,478	71	33%	100%	\$584
34	EAH Housing Corporation	Silver Oak	11/21/2019	26	\$14,680	\$14,680	24	92%	100%	\$612
35	EAH Housing Corporation	The Oaks	12/31/2019	104	\$18,513	\$18,513	25	24%	100%	\$741
36	EAH Housing Corporation	Turina House	5/20/2020	91	\$18,150	\$17,704	26	29%	100%	\$681
37	EAH Housing Corporation	Village Avante	9/29/2020	549	\$49,990	\$47,685	134	24%	100%	\$356
38	EAH Housing Corporation	Vista Park 1	5/20/2020	112	\$37,311	\$35,197	66	59%	100%	\$533
39	EAH Housing Corporation	Vista Park 2	5/20/2020	122	\$37,311	\$35,517	65	53%	100%	\$546
40	East Bay Asian Local Development Corporation	California Hotel	2/23/2022	166	\$49,850	\$11,672	51	31%	100%	\$229
41	East Bay Asian Local Development Corporation	Hismen Hin-Nu Terrace	4/27/2022	371	\$49,994	\$11,650	36	10%	100%	\$324
42	East Bay Asian Local Development Corporation	Noble Tower Apartments	3/30/2022	270	\$50,000	\$11,460	80	30%	100%	\$143
43	Eden Housing, Inc	801 Alma Family Apartments	1/31/2019	156	\$12,880	\$12,880	38	24%	100%	\$339

	Recipient	Project	Completion Date	Resident	Grant	Total Payment	Trained	% Trained	% Trained who Subscribe to Broadband	Cost Per Resident Trained
44	Eden Housing, Inc	Altenheim	7/1/2018	199	\$19,380	\$18,030	64	32%	100%	\$282
45	Eden Housing, Inc	Camphora	1/31/2019	134	\$21,040	\$21,040	40	30%	100%	\$526
46	Eden Housing, Inc	Carlow Court Apartments	1/31/2019	74	\$12,880	\$12,880	41	55%	100%	\$314
47	Eden Housing, Inc	Cottonwood Place Apartments	7/1/2018	146	\$16,015	\$15,615	90	62%	88%	\$174
48	Eden Housing, Inc	Studio 819 Apartments	7/1/2018	61	\$12,880	\$12,830	47	77%	83%	\$273
49	Eden Housing, Inc	Weinreb Place	12/15/2017	24	\$12,351	\$11,951	19	79%	100%	\$629
50	Eden Housing, Inc	Wexford Way	7/1/2018	416	\$12,880	\$12,480	136	33%	85%	\$92
51	Episcopal Community Services of San Francisco	Bishop Swing Community House	6/30/2018	135	\$49,959	\$41,612	75	56%	100%	\$555
52	Episcopal Community Services of San Francisco	Canon Barcus Community House	6/30/2018	153	\$49,520	\$35,547	32	21%	100%	\$1,111
53	Episcopal Community Services of San Francisco	Canon Kip Community House	6/30/2018	103	\$49,593	\$36,092	38	37%	100%	\$950
54	First Community Housing	Betty Ann Gardens	3/30/2020	230	\$38,910	\$29,287	25	11%	100%	\$1,171
55	First Community Housing	Casa Feliz Studios	3/20/2020	60	\$36,700	\$25,053	19	32%	100%	\$1,319
56	First Community Housing	Creekview Inn	2/15/2020	25	\$19,705	\$11,858	9	36%	100%	\$1,318

	Recipient	Project	Completion Date	Resident	Grant	Total Payment	Trained	% Trained	% Trained who Subscribe to Broadband	Cost Per Resident Trained
57	First Community Housing	Curtner Studios Digital Connections	3/10/2017	200	\$25,756	\$22,712	41	21%	100%	\$554
58	First Community Housing	El Paseo Digital Connections	3/10/2017	98	\$21,030	\$20,350	22	22%	100%	\$925
59	First Community Housing	Fourth Street Apts	3/30/2020	250	\$38,910	\$27,062	20	8%	100%	\$1,353
60	First Community Housing	Japantown Senior Apts	3/30/2020	85	\$36,700	\$27,069	27	32%	100%	\$1,003
61	First Community Housing	Orchard Parkview	3/30/2020	130	\$36,700	\$26,770	17	13%	100%	\$1,575
62	Housing Authority of the County of Los Angeles (HACoLA)	Carmelitos Housing Development	1/31/2018	1750	\$28,210	\$19,223	288	16%	36%	\$67
63	Housing Authority of the County of Los Angeles (HACoLA)	Harbor Hills Housing Development	1/31/2018	761	\$28,210	\$19,223	97	13%	33%	\$198
64	Housing Authority of the County of Los Angeles (HACoLA)	Nueva Maravilla Housing Development	1/31/2018	1471	\$28,210	\$19,223	285	19%	38%	\$67
65	Housing Authority County of San Bernardino (HACSB)	HACSB Digital Literacy Centers Project	3/1/2024	2760	\$405,731	\$110,309	129	5%	33%	\$855

	Recipient	Project	Completion Date	Resident	Grant	Total Payment	Trained	% Trained	% Trained who Subscribe to Broadband	Cost Per Resident Trained
66	Housing Authority County of San Bernardino (HACSB)	Maplewood Homes	2/13/2023	465	\$42,589	\$21,043	109	23%	100%	\$193
67	Housing Authority County of San Bernardino (HACSB)	Parkside Pines	8/21/202	324	\$36,519	\$24,546	53	16%	34%	\$463
68	Jamboree Housing Corporation	Ceres Court Apartments	9/30/2018	147	\$12,798	\$8,363	56	38%	71%	\$149
69	Jamboree Housing Corporation	Ceres Way Apartments	8/31/2017	138	\$11,877	\$9,638	50	36%	90%	\$193
70	Jamboree Housing Corporation	Puerto del Sol Apartments	9/30/2018	498	\$23,567	\$12,483	59	12%	80%	\$212
71	Jamboree Housing Corporation	Woodglen Vista Apartments	6/30/2019	432	\$10,677	\$10,637	150	35%	30%	\$71
72	Mutual Housing California	Glen Ellen Mutual Housing Community	8/31/2018	96	\$34,250	\$24,564	28	29%	71%	\$877
73	Mutual Housing California	Lemon Hill	6/30/2019	282	\$42,058	\$25,118	24	9%	100%	\$1,047
74	Mutual Housing California	Moore Village Mutual Housing Community	6/30/2019	154	\$41,700	\$25,824	36	23%	72%	\$717
75	Mutual Housing California	Mutual Housing at Dixianne	6/30/2019	184	\$40,500	\$22,764	19	10%	89%	\$1,198

	Recipient	Project	Completion Date	Resident	Grant	Total Payment	Trained	% Trained	% Trained who Subscribe to Broadband	Cost Per Resident Trained
76	Mutual Housing California	Mutual Housing at Norwood	6/30/2019	305	\$49,848	\$28,891	42	14%	71%	\$688
77	Mutual Housing California	Mutual Housing at River Garden	8/31/2018	581	\$48,898	\$29,246	52	9%	73%	\$562
78	Mutual Housing California	Mutual Housing at Sky Park	8/31/2018	258	\$44,289	\$27,997	24	9%	100%	\$1,167
79	Mutual Housing California	Mutual Housing at Spring Lake	8/31/2018	335	\$35,960	\$24,763	16	5%	100%	\$1,548
80	Mutual Housing California	Mutual Housing at the Highlands	6/30/2019	141	\$49,533	\$31,964	30	21%	100%	\$1,065
81	Mutual Housing California	Mutual Housing on the Greenway	8/31/2018	168	\$40,100	\$27,524	41	24%	85%	\$671
82	Mutual Housing California	New Harmony	8/31/2018	195	\$38,122	\$26,251	12	6%	100%	\$2,188
83	Mutual Housing California	Owendale	6/30/2019	91	\$25,670	\$19,722	26	29%	100%	\$759
84	Mutual Housing California	Tremont Green Mutual Housing Community	6/30/2019	94	\$34,650	\$23,272	25	27%	76%	\$931
85	Mutual Housing California	Twin Pines Mutual Housing Community	6/30/2019	80	\$34,900	\$22,411	20	25%	90%	\$1,121
86	Mutual Housing California	Victory Townhomes Mutual Housing Community	11/15/2022	70	\$30,250	\$21,217	21	30%	81%	\$1,010

	Recipient	Project	Completion Date	Resident	Grant	Total Payment	Trained	% Trained	% Trained who Subscribe to Broadband	Cost Per Resident Trained
87	Oakland Housing Authority	Lockwood Learning Center	8/15/2019	804	\$98,495	\$80,214	158	20%		\$508
88	Peoples' Self-Help Housing	Ocean View Manor	8/15/2019	40	\$13,575	\$9,212	19	48%	100%	\$485
89	Peoples' Self-Help Housing	Oceanside Gardens	11/9/2016	21	\$7,883	\$6,726	15	71%	100%	\$448
90	Petaluma Ecumenical Properties (PEP Housing)	575 Vallejo Street Senior Apartments Adoption	11/10/2016	46	\$10,550	\$7,023	28	61%	100%	\$251
91	Petaluma Ecumenical Properties (PEP Housing)	579 Vallejo Street Senior Apartments Adoption	11/3/2016	41	\$9,430	\$6,271	25	61%	100%	\$251
92	Petaluma Ecumenical Properties (PEP Housing)	Acacia Lane Senior Apartments Adoption	11/17/2016	47	\$10,190	\$6,772	27	57%	100%	\$251
93	Petaluma Ecumenical Properties (PEP Housing)	Casa Grande Senior Apartments Adoption	11/18/2016	60	\$13,350	\$9,030	36	60%	100%	\$251
94	Petaluma Ecumenical Properties (PEP Housing)	Caulfield Lane Senior Apartments Adoption	11/4/2016	23	\$5,220	\$3,512	14	61%	100%	\$251

	Recipient	Project	Completion Date	Resident	Grant	Total Payment	Trained	% Trained	% Trained who Subscribe to Broadband	Cost Per Resident Trained
95	Petaluma Ecumenical Properties (PEP Housing)	Kellgren Senior Apartments Adoption	7/31/2020	53	\$11,650	\$7,776	31	58%	100%	\$251
96	San Francisco Housing Development Corporation	Hunters Point West	11/30/2021	496	\$50,000	\$31,660	29	6%	100%	\$1,092
97	San Francisco Housing Development Corporation	Westbrook	10/30/2018	681	\$50,000	\$48,002	31	5%	100%	\$1,548
98	Satellite Affordable Housing Associates	Amistad House	6/30/2017	63	\$48,290	\$47,875	39	62%	100%	\$1,228
99	Satellite Affordable Housing Associates	Arboleda Apartments Adoption	7/31/2019	92	\$40,756	\$40,756	32	35%	100%	\$1,274
100	Satellite Affordable Housing Associates	Beth Asher	7/31/2019	53	\$37,260	\$33,479	35	66%	100%	\$957
101	Satellite Affordable Housing Associates	Columbia Park Manor	5/31/2019	87	\$41,930	\$39,991	40	46%	100%	\$1,000
102	Satellite Affordable Housing Associates	Lakeside Senior Apartments	7/31/2019	118	\$46,360	\$46,360	71	60%	100%	\$653
103	Satellite Affordable Housing Associates	Lawrence Moore Manor	7/31/2019	50	\$34,125	\$31,527	28	56%	100%	\$1,126

	Recipient	Project	Completion Date	Resident	Grant	Total Payment	Trained	% Trained	% Trained who Subscribe to Broadband	Cost Per Resident Trained
104	Satellite Affordable Housing Associates	Linda Glen	9/24/2017	44	\$31,560	\$29,978	26	59%	100%	\$1,153
105	Satellite Affordable Housing Associates	Merritt Crossing Adoption	6/30/2019	95	\$50,000	\$48,535	37	39%	100%	\$1,312
106	Satellite Affordable Housing Associates	Orchards Senior Homes	8/30/2018	67	\$34,230	\$33,838	34	51%	100%	\$995
107	Satellite Affordable Housing Associates	Petaluma Avenue Homes	7/31/2019	99	\$48,350	\$48,054	31	31%	100%	\$1,550
108	Satellite Affordable Housing Associates	Sacramento Senior Homes	8/30/2018	41	\$30,150	\$28,770	22	54%	100%	\$1,308
109	Satellite Affordable Housing Associates	Satellite Central	9/24/2017	196	\$50,000	\$49,807	116	59%	100%	\$429
110	Satellite Affordable Housing Associates	Strawberry Creek Lodge Adoption	7/31/2019	150	\$49,970	\$49,679	67	45%	100%	\$741
111	Satellite Affordable Housing Associates	Stuart Pratt Manor	8/30/2018	47	\$27,910	\$27,173	25	53%	100%	\$1,087
112	Satellite Affordable Housing Associates	Valdez Plaza	12/5/2017	194	\$50,000	\$48,547	101	52%	100%	\$481
113	Silvercrest, Inc. (non-profit)	Parc Grove Commons	12/5/2017	559	\$38,894	\$20,806	61	11%	100%	\$341
114	Silvercrest, Inc. (non-profit)	Parc Grove Northwest	12/5/2017	381	\$38,894	\$16,161	45	12%	100%	\$359
115	Silvercrest, Inc. (non-profit)	Viking Village	2/29/2020	121	\$38,894	\$18,504	26	21%	100%	\$712

	Recipient	Project	Completion Date	Resident	Grant	Total Payment	Trained	% Trained	% Trained who Subscribe to Broadband	Cost Per Resident Trained
116	Tabernacle Community Development Corporation	Robert B Pitts Residences	12/21/2017	203	\$49,400	\$34,506	32	16%	100%	\$1,078
117	West Sacramento Housing Development Corporation	Patio Apartments	7/15/2019	56	\$26,140	\$12,918	13	23%	100%	\$994
118	West Sacramento Housing Development Corporation	Washington Courtyards	7/15/2019	279	\$45,760	\$41,188	59	21%	100%	\$698
119	West Sacramento Housing Development Corporation	Armstrong Place Senior Housing	9/30/2018	155	\$49,984	\$42,928	84	54%	100%	\$511
Total:				27,897	\$4,380,568	\$3,394,820	5,903	21.60%	86%	\$575.13 (Average)

Attachment K: Tribal Technical Assistance Program Funded Projects as of December 31st, 2025

	Tribe	Project	Award Amount	Award Date	Project Status/Completion Date	Project Type	Grant Cycle
1	Big Valley Rancheria of Pomo Indians of California	Project 1: Technical Feasibility Study for Broadband Deployment on the Rancheria	\$49,750	11/23/2020	7/31/2021	Feasibility Study	Oct-20
2	Big Valley Rancheria of Pomo Indians of California	Project 2: Feasibility Study to Investigate Potential Broadband Partnerships on the Rancheria	\$49,625	11/23/2020	8/31/2022	Market Study	Oct-20
3	Big Valley Rancheria of Pomo Indians of California	Project 3: Feasibility Study to Investigate Potential Broadband Partnerships on the Rancheria	\$50,625	11/23/2020	11/22/2022	Business Plan	Oct-20
4	Karuk Tribe	21/22 Klamath River Rural Broadband Initiative (KRRBI) Broadband Study	\$90,000	11/23/2020	1/25/2022	Market Study and Business Plan	Oct-20
5	Lone Pine Paiute-Shoshone Tribe	Working with Communities for Sustainable Broadband	\$98,000	11/23/2020	11/1/2021	Feasibility Study and Market Study	Oct-20
6	Middletown Rancheria Band of Pomo Indians	Project 1: Technical Feasibility Study for Broadband Deployment on the Rancheria	\$49,750	11/23/2020	7/23/2021	Feasibility Study	Oct-20

	Tribe	Project	Award Amount	Award Date	Project Status/Completion Date	Project Type	Grant Cycle
7	Middletown Rancheria Band of Pomo Indians	Project 2: Feasibility Study to Investigate Potential Broadband Partnerships on the Rancheria	\$49,625	11/23/2020	8/30/2022	Market Study	Oct-20
8	Middletown Rancheria Band of Pomo Indians	Project 3: Financial and Organizational Feasibility Study for Broadband Development	\$50,625	11/23/2020	11/23/2022	Business Plan	Oct-20
9	Yurok Tribe	Feasibility to buy out Frontier Assets in Del Norte	\$50,000	11/23/2020	12/21/2021	Feasibility Study and Business Plan	Oct-20
10	Hoopa Valley Tribe	Hoopa Valley Broadband Initiative Communications Studies	\$149,850	2/12/2021	4/30/2022	Feasibility Study	Jan-21
11	La Jolla Band of Luiseño Indians	La Jolla Tribal Connectivity Project	\$60,000	2/12/2021	5/31/2022	Feasibility Study	Jan-21
12	Resighini Rancheria	Project 1: Resighini Rancheria Broadband, Feasibility and Market Studies	\$60,000	2/12/2021	1/31/2022	Feasibility Study and Market Study	Jan-21
13	Resighini Rancheria	Project 2: Resighini Rancheria Broadband Fiber, Wireless and Network Engineering Study	\$40,000	2/12/2021	1/31/2022	Feasibility Study	Jan-21
14	Resighini Rancheria	Project 3: Resighini Rancheria Broadband Regulatory and Carrier Outreach Support	\$40,000	2/12/2021	1/31/2022	Business Plan	Jan-21

	Tribe	Project	Award Amount	Award Date	Project Status/Completion Date	Project Type	Grant Cycle
15	Big Sandy Rancheria Band of Western Mono Indians of CA	Project 1: Technical Feasibility Study for Broadband Deployment	\$49,750	6/4/2021	10/1/2021	Feasibility Study and Market Study	Apr-21
16	Big Sandy Rancheria Band of Western Mono Indians of CA	Project 2: Feasibility Study to Investigate Potential Broadband Partnerships	\$49,625	6/4/2021	8/31/2022	Feasibility Study	Apr-21
17	Big Sandy Rancheria Band of Western Mono Indians of CA	Project 3: Financial and Organizational Feasibility Study for Broadband Development	\$50,625	6/4/2021	3/29/2023	Business Plan	Apr-21
18	Bishop Paiute Tribe	Working With Communities For Sustainable Broadband	\$104,200	6/4/2021	6/24/2022	Feasibility Study	Apr-21
19	Colorado River Indian Tribes	Working With Communities For Sustainable Broadband	\$97,000	7/26/2021	7/30/22022	Feasibility Study	Apr-21
20	Fort Independence Indian Community	Fort Independence Tribe Sustainable Broadband	\$99,500	6/4/2021	Withdrawn	Feasibility Study	Apr-21
21	Mechoopda Indian Tribe of Chico Rancheria, California	Project 1: Technical Feasibility Study for Broadband Deployment	\$49,750	6/4/2021	10/1/2021	Feasibility Study	Apr-21

	Tribe	Project	Award Amount	Award Date	Project Status/Completion Date	Project Type	Grant Cycle
22	Mechoopda Indian Tribe of Chico Rancheria, California	Project 2: Feasibility Study to Investigate Potential Broadband Partnerships	\$49,625	6/4/2021	In progress	Feasibility Study and Market Study	Apr-21
23	Mechoopda Indian Tribe of Chico Rancheria, California	Project 3: Financial and Organizational Feasibility Study for Broadband Development	\$50,625	6/4/2021	In progress	Business Plan	Apr-21
24	Morongo Band of Mission Indians	Project 1: Technical Feasibility Study for Broadband Deployment	\$49,750	6/4/2021	12/1/2022	Feasibility Study	Apr-21
25	Morongo Band of Mission Indians	Project 2: Feasibility Study to Investigate Potential Broadband Partnerships	\$49,625	6/4/2021	5/22/2023	Feasibility Study and Market Study	Apr-21
26	Morongo Band of Mission Indians	Project 3: Financial and Organizational Feasibility Study for Broadband Development	\$50,625	6/4/2021	5/31/2023	Business Plan	Apr-21
27	Elk Valley Rancheria California	Project 1: Technical Feasibility Study for Broadband Deployment	\$49,750	9/10/2021	10/31/2022	Feasibility Study	Jul-21
28	Elk Valley Rancheria California	Project 2: Feasibility Study to Investigate Potential Broadband Partnerships	\$49,625	9/10/2021	9/6/2023	Feasibility Study and Market Study	Jul-21
29	Elk Valley Rancheria California	Project 3: Financial and Organizational Feasibility Study for Broadband Development	\$50,625	9/10/2021	9/6/2023	Business Plan	Jul-21

	Tribe	Project	Award Amount	Award Date	Project Status/Completion Date	Project Type	Grant Cycle
30	Santa Ynez Band of Chumash Indians	Santa Ynez Band of Chumash Indians Phase I	\$90,000	9/10/2021	10/1/2022	Feasibility Study	Jul-21
31	Ewiiapaayp Band of Kumeyaay Indians	EBKI Broadband Deployment Studies Project	\$134,400	3/17/2022	In progress	Market Study	Jan-22
32	Hoopa Valley Tribe	HVPUD Pro Forma Financial Analysis	\$80,000	3/17/2022	8/23/2022	Business Plan	Jan-22
33	Hoopa Valley Tribe	HVPUD - NOC Feasibility Study	\$70,000	3/17/2022	3/27/2023	Feasibility Study	Jan-22
34	Lone Pine Paiute-Shoshone Tribe	Affordable Housing and Broadband Infrastructure	\$149,500	3/17/2022	In progress	Feasibility Study	Jan-22
35	Paskenta Band of Nomlaki Indians	Technical Feasibility Study for Broadband Deployment	\$49,750	3/17/2022	2/28/2023	Feasibility Study	Jan-22
36	Paskenta Band of Nomlaki Indians	Feasibility Study to Investigate Potential Broadband Partnerships	\$49,625	3/17/2022	9/6/2023	Feasibility Study and Market Study	Jan-22
37	Paskenta Band of Nomlaki Indians	Financial and Organizational Feasibility Study for Broadband Development	\$50,625	3/17/2022	3/15/2024	Business Plan	Jan-22

	Tribe	Project	Award Amount	Award Date	Project Status/Completion Date	Project Type	Grant Cycle
38	Picayune Rancheria of the Chukchansi	Community Broadband Internet Feasibility Study & Implementation Plan	\$150,000	3/17/2022	In progress	Feasibility Study and Business Plan	Jan-22
39	Sherwood Valley Band of Pomo Indians	Sustainable Broadband Services	\$98,700	3/17/2022	11/1/2022	Business Plan	Jan-22
40	Tule River Indian Tribe	Tribal Technical Smart Cyber Infrastructure Study	\$150,000	3/17/2022	In progress	Feasibility Study	Jan-22
41	Colusa Indian Community Council	Tribal Broadband Vision and Strategy Plan	\$150,000	5/19/2022	In progress	Feasibility Study and Business Plan	Apr-22
42	Round Valley Indian Tribes	Round Valley CASF Technical Assistance I	\$109,000	5/19/2022	8/31/2023	Feasibility Study	Apr-22
43	Round Valley Indian Tribes	Government IT Broadband Network Study	\$41,000	6/9/2022	5/4/2023	Feasibility Study	Apr-22
44	Santa Rosa Band of Cahuilla Indians	Broadband Feasibility Study Toro Peak 2022-2023	\$150,000	5/19/2022	In progress	Business Plan	Apr-22
45	Campo Band of Mission Indians	Tribal Broadband Feasibility Study: Investigation of Potential Partnerships and Implementation Plan for Broadband Infrastructure.	\$60,000	8/18/2022	In progress	Feasibility Study	Apr-22

	Tribe	Project	Award Amount	Award Date	Project Status/Completion Date	Project Type	Grant Cycle
46	Colorado River Indian Tribes	CRIIT Broadband Service Delivery Feasibility Study	\$150,000	8/18/2022	10/4/2023	Feasibility Study	Jul-22
47	Fort Independence Indian Community	Project 1: Technical Feasibility Study for Broadband Deployment	\$49,750	8/18/2022	8/5/2024	Feasibility Study	Jul-22
48	Fort Independence Indian Community	Project 2: Feasibility Study to Investigate Potential Broadband Partners	\$49,625	8/18/2022	8/5/2024	Feasibility Study	Jul-22
49	Fort Independence Indian Community	Project 3: Financial and Organizational Feasibility Study for Broadband Development	\$50,625	8/18/2022	8/5/2024	Feasibility Study	Jul-22
50	Manzanita Band of Diegueno Mission Indians	Wireless Broadband Feasibility Study	\$45,000	8/18/2022	3/5/2023	Feasibility Study	Jul-22
51	Round Valley Indian Tribes	Government Transition to 7Tribes Network from All Tribal Networks (#1)	\$40,000	8/18/2022	9/26/2024	Feasibility Study	Jul-22
52	Round Valley Indian Tribes	Round Valley CASF Technical Assistance III (#2)	\$110,000	8/18/2022	8/31/2023	Feasibility Study	Jul-22
53	Santa Ynez Band of Chumash Indians	Tribal Broadband Vision and Strategy Plan	\$150,000	8/18/2022	11/1/2022	Business Plan	Jul-22
54	Yurok Tribe	5-Year Financial Model Project	\$150,000	8/24/2022	8-Mar-23	Business Plan	Jul-22

	Tribe	Project	Award Amount	Award Date	Project Status/Completion Date	Project Type	Grant Cycle
55	Chemehuevi Tribe	Reliable emergency connectivity solutions and roadmap for future-forward Tribal broadband network development	\$50,000	9/14/2022	In progress	Feasibility Study	Jul-22
56	Bishop Paiute Tribe	Organizational and Legal Models for Tribal Broadband Operations	\$149,200	11/28/2022	10/31/2024	Feasibility Study	Oct-22
57	Bishop Paiute	Organizational and Legal Models for Tribal Broadband Operations	\$149,200	11/28/2022	10/31/2024	Feasibility Study	Oct-22
58	Bridgeport Indian Colony	Sustainable Broadband for Bridgeport Indian Colony	\$149,500	11/28/2022	In progress	Feasibility Study	Oct-22
59	Los Coyotes Band of Cahuilla and Cupeno Indians	Los Coyotes Band of Cahuilla & Cupeno Indians Broadband Feasibility Study	\$50,000	11/28/2022	5/24/2023	Feasibility Study	Oct-22
60	San Pasqual Band of Mission Indians	San Pasqual Broadband Feasibility Study	\$85,000	11/28/2022	5/3/2023	Feasibility Study	Oct-22
61	Tolowa Dee-Ni' Nation	Tolowa Dee-Ni' Nation Broadband Study (Outreach, Technical Analysis and Wireless Spectrum)	\$150,000	11/28/2022	10/31/2023	Broadband Study	Oct-22
62	Resighini Rancheria	Tribal Technical Assistance (TTA) - Tower Feasibility Study	\$150,000	2/17/2023	12/24/2024	Feasibility Study	Jan-23

	Tribe	Project	Award Amount	Award Date	Project Status/Completion Date	Project Type	Grant Cycle
63	Fort Bidwell Indian Community	Fort Bidwell Indian Community Tribal Technical Assistance	\$150,000	2/17/2023	8/31/2023	Feasibility Study	Jan-23
64	Middletown Rancheria Band of Pomo Indians	Middletown Rancheria Middle Mile Tower Feasibility	\$150,000	12/1/2023	3/29/2024	Feasibility Study	Oct-23
65	Hoopa Valley Tribe	HVPUD Pro Forma Financial Analysis	\$150,000	12/1/2023	10/31/2025	Feasibility Study	Oct-23
66	North Fork Rancheria of Mono Indians of California	North Fork Rancheria Broadband Planning, Feasibility and Sustainability Study	\$150,000	12/1/2023	8/16/2024	Feasibility Study	Oct-23
67	lipay Nation of Santa Ysabel	lipay Nation of Santa Ysabel Tribal Technical Assistance	\$150,000	12/1/2023	12/31/2024	Feasibility Study	Oct-23
68	Quechan Indian Tribe	Quechan Indian Tribe Feasibility Study for Broadband Deployment	\$119,900	12/1/2023	4/30/2025	Feasibility Study	Oct-23
69	Round Valley Indian Tribes	Round Valley Indian Tribes FTTH Project Description	\$277,000	1/25/2024	2/2/2025	Feasibility Study	Oct-23
70	Blue Lake Rancheria Tribe	Digital 299 Tribal Fiber Network	\$144,900	2/2/2024	3/31/2025	Feasibility Study	Jan-24
71	Habematolel Pomo of Upper Lake	HPUL Fiber Broadband Report	\$150,000	2/2/2024	3/24/2025	Feasibility Study	Jan-24

	Tribe	Project	Award Amount	Award Date	Project Status/Completion Date	Project Type	Grant Cycle
72	Pauma Band of Luiseño Mission Indians of the Pauma and Yuima Reservation	Pauma Band of Luiseño Indians Tribal Technical Assistance	\$250,000	5/24/2024	12/31/24	Feasibility Study	Apr-24
73	Round Valley Indian Tribes	Broadband Methodology and Management Plan	\$250,000	5/30/2024	9/5/2025	Business Plan	Apr-24
74	Paskenta Band of Nomlaki Indians	Paskenta Wireless Connectivity Feasibility Study	\$150,000	9/26/2024	In progress	Business and Feasibility Study	July-24
75	Enterprise Rancheria of Maidu Indians of California	Enterprise Rancheria Sports and Entertainment (S&E) Complex Broadband Network	\$250,000	12/19/2024	In progress	Feasibility Study	Oct-24
76	North Fork Rancheria of Mono Indians of California	North Fork Rancheria Broadband Network Design	\$250,000	5/2/2025	In progress	Engineering Study and Plan	Jan-25
77	Round Valley Indian Tribes	RVIT Data Center	\$250,000	8/13/2025	In progress	Engineering Study and Plan	Jan-25
78	Iipay Nation of Santa Ysabel	Iipay Nation Fiber Pre-Engineering Study	\$250,000	6/3/2025	In progress	Engineering Study and Plan	Apr-25

	Tribe	Project	Award Amount	Award Date	Project Status/Completion Date	Project Type	Grant Cycle
79	Cold Springs Rancheria of Mono Indians	Cold Springs Rancheria Broadband Network Operations Model Study	\$227,560	6/11/2025	In progress	Feasibility Study	Apr-25
80	Pauma Band of Luiseño Mission Indians of the Pauma and Yuima Reservation	Pauma Band of Luiseño Indians Fiber Pre-Engineering Study	\$250,000	6/12/2025	In progress	Engineering Study and Plan	Apr-25
81	Pit River Tribe	Broadband Feasibility Study and Partnership Project	\$250,000	6/26/2025	In progress	Feasibility Study	Apr-25
82	Mooretown Rancheria of Maidu Indians	Broadband Feasibility Study and Partnership Project	\$250,000	6/30/2025	In progress	Feasibility Study	Apr-25
83	Big Sandy Rancheria Band of Western Mono Indians of CA	Big Sandy Tribal Fiber to Premise and Sustainability Study	\$250,000	7/14/2025	In progress	Engineering Study and Plan	Apr-25
84	Wiyot Tribe	Wiyot Tribe Broadband Feasibility Study	\$250,000	9/11/25	In progress	Feasibility Study	Jul-25
Total:			\$9,519,210				