

# 2017 ANNUAL REPORT

Settlement Year 5 Progress Report to  
California Public Utilities Commission

## **Electric Vehicle Charging Station Project**

### **PUBLIC FACING VERSION**

*For the period December 6, 2016 through December 5, 2017 (the Reporting Period) Submitted March 5, 2018 by EVgo Services LLC on behalf of the Dynegy Parties<sup>1</sup>*

---

<sup>1</sup> Capitalized terms not otherwise defined herein shall have the meaning ascribed to such terms in the Long-Term Contract Settlement Agreement (the “Agreement”).

## EXECUTIVE SUMMARY

---

In 2017, EVgo Services LLC (EVgo)—formerly NRG EV Services LLC—executed the fifth year of the NRG Energy (NRG) investment in California electric vehicle (EV) charging infrastructure in accordance with the 2012 settlement agreement (the Agreement) between the California Public Utilities Commission (CPUC) and certain NRG-affiliated entities. While NRG remains the obligated party, EVgo is executing the implementation of the Agreement as a service provider. This report summarizes execution progress, discusses challenges, describes EV charging infrastructure utilization trends, and expounds on lessons learned from operating the largest public fast-charging network in the nation.

As of the Reporting Date, EVgo had 200 qualifying Freedom Stations in operation, with 21 percent in qualifying low-income areas. 6,858 level-two make-ready “stubs” had been built or contracted with 30% installed in sites with deed-restricted low-income housing. Once built, these stubs would nearly completely fulfill the make-ready obligation. The progress on make-ready installation represents a 38% growth rate over 2016. Site host partners include EV charging manufacturers, community organizations, state colleges, nonprofit hospitals, cities, and affordable housing providers.

The distribution of Freedom Stations sites across California now enables drivers to travel throughout every region in the Agreement -- both urban and rural areas, upper- and lower-income communities. Utilization rates at existing sites have grown an average of 33% per quarter since inception.

EVgo conducted research and analysis to improve station operations and the fast-charging experience in California. A collaborative research effort with UC Davis and the International Council of Clean Technology (ICCT) to gather empirical data on drivers’ charging behaviors and preferences was finalized, culminating in the release of the “Survey and Data Observations on Consumer Motivations to DC Fast Charging” paper at EVS20 in Stuttgart, Germany and a corresponding blog post on EV driver behavior. With Rocky Mountain Institute (RMI), EVgo also completed a study of Freedom Station utilization profiles by station type in order to forecast grid impacts of future EV adoption scenarios and participated in the “EVs and the Grid” RMI eLab accelerator.

All three Technology Demonstration Program projects of the Agreement—the Stationary Storage Plus Electric Charging, EV Storage Accelerator, and Extreme DC Charging Station Demonstration—made progress in 2017 towards toward completing all their objectives and will conclude in 2018.

On February 22, 2017, NRG and the CPUC entered into a Second Amendment to the Agreement. The principal changes set forth include extending the operating period commitment for the Freedom Stations to December 5, 2020, modifying make-ready commitments, and introducing a commitment to install High Power Charging Plazas (HPCPs).

In 2018, EVgo expects to increase total Freedom Stations in operation from 200 with an additional 20 to finish meeting regional targets and to allocate funding from the Freedom Stations Savings Event. EVgo continues to make progress toward deploying at least ten High Power Charging Plazas to California’s densest multi-family residential communities. Make-readies will be completely constructed.

Proposals for \$4 million in Opportunity Program funds were approved by the CPUC in 2017. The Green Raiteros Pilot project, based in Huron, CA, will build on an existing grassroots ridesharing

program among retirees (“raiteros”) and will expand access to carbon-free mobility in the Central Valley by strategically and sustainably introducing EVs for raiteros. The second project, Electric Access Charging Hub (EACH) pilot, approved in February 2017, will provide EV-charging hubs in low-income communities for carsharing services.

As of January 31<sup>st</sup>, 2018, NRG Energy had spent over \$73.2 million toward the obligations in the Agreement, and an estimated \$8.5 million more has been committed.

## **INSTALLATION OF PUBLIC EV CHARGING STATIONS (FREEDOM STATIONS)**

---

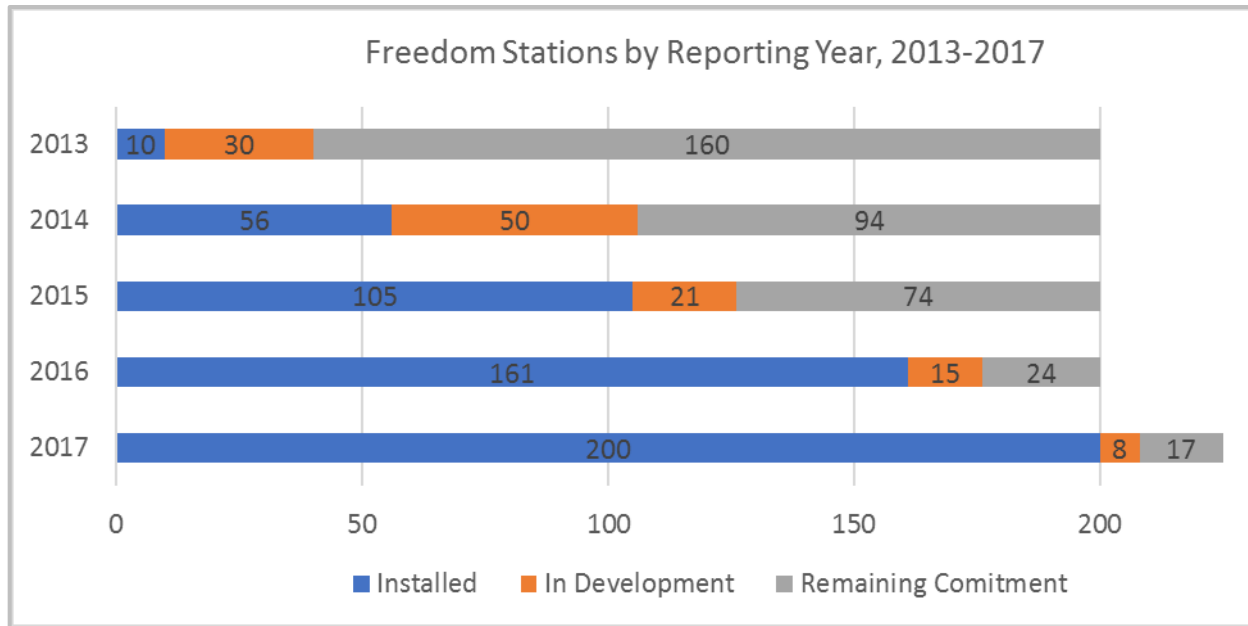
### *Commitment*

The largest commitment in the Agreement requires NRG to spend \$50.5 million on installing at least 200 public fast charging stations (called Freedom Stations). The key features of each station are at least one, but in most cases two, 50 kW fast chargers. At least 20 percent of stations must be placed in neighborhoods, or Public Use Microdata Areas (PUMAs), falling into the lowest third of income distribution for that region. These sites support the two main types of non-proprietary fast charging technology connector standards—SAE combo (CCS) and CHAdeMo. EVgo’s fleet of CCS chargers represents the largest known deployment in the world.

The Freedom Station commitments are intended to establish a deliberately planned, well-distributed network of stations in each region of California. The Agreement anticipates fully-funded capital costs and an operating commitment by NRG to ensure reliable and consistent network operations and provide drivers with range confidence.

### *Status and Assessment*

During Year 5 of the Agreement, EVgo completed construction on 39 additional Freedom Station installations, meeting the requirement for 200 completed sites. Although the principal target has been achieved, there are still two regional targets to be met in San Diego and Los Angeles. As of December 5, 2017 (the Reporting Date), an additional 8 sites were under development that will in part contribute to meeting all regional targets and building sites beyond the 200 originally agreed upon as part of the Freedom Station Savings Event.



**Figure 1 |** Freedom Station count by status: installed, in development, and remaining overall commitment, at the end of each Reporting Period, from 2013-2016. As of December 5, 2017, the commitment of 200 had been met. Additional sites in development will fulfill regional requirements and contribute to additional sites beyond 200 as part of the Freedom Station Savings Event.

**Table 1 |** Freedom Station Progress by Quarter, from 2013-2017

<i>DC Fast Charging</i>	2013			2014				2015				2016				2017				
	<i>Station Progress</i>	Q1/Q2	Q3	Q4	Q1	Q2	Q3	Q4	Q1	Q2	Q3	Q4	Q1	Q2	Q3	Q4	Q1	Q2	Q3	Q4
Sites with Permits Submitted			6	22	12	2	22	17	13	13	5	3	8	5	12	5	3	3	6	8
Sites with Permits Approved			6	3	6	2	8	17	15	10	15	7	5	7	11	2	4	4	7	0
Sites under Construction			2	5	11	9	6	16	15	9	15	11	8	10	20	8	4	3	14	0
Sites Completed		0	1	10	15	36	46	56	68	84	92	105	113	118	125	161	166	171	175	200
Completed Sites w/ SAE Combo							3	23	51	84	92	105	113	118	125	161	166	171	175	200
Completed Sites w/ working credit card readers								3	37	59	82	105	113	118	125	161	166	171	175	200
Completed sites with credit card readers and SAE combo								2	31	59	82	105	113	118	125	161	166	171	175	200
<b>Cumulative Settlement Target</b>				<b>40</b>				<b>100</b>				<b>160</b>				<b>200</b>				<b>200</b>

## Geographic Distribution

The Agreement requires a minimum number of Freedom Stations in each of four geographic regions. As shown in **Table 2** below, the minimum Freedom Station count has been fully met or exceeded in the SF Bay Area and the San Joaquin Valley. The current exceedance of seventeen sites in the SF Bay Area will contribute to meeting the requirements of the anticipated Freedom Station Savings Event.

**Table 2** | Required and Completed Freedom Stations by Geographic Region as of December 5, 2017

<i>Geography</i>	<b>Required</b>	<b>Completed</b>	<b>Percentage</b>	<b>Remaining Requirement</b>
LA Basin	110	94	85%	16
SF Bay Area	55	72	131%	Complete
San Joaquin Valley	15	15	100%	Complete
San Diego County	20	19	90%	1
<b>Total:</b>	<b>200</b>	<b>200</b>		<b>17<sup>2</sup></b>

The strategic distribution of Freedom Stations sites across California—in both urban and rural locations—enables drivers to travel throughout every region in the Agreement, including lower-income communities. [Appendix A](#) provides more detailed regional maps of all Freedom Station sites in operation and in development by reporting period end (12/5/17).

## Site Utilization

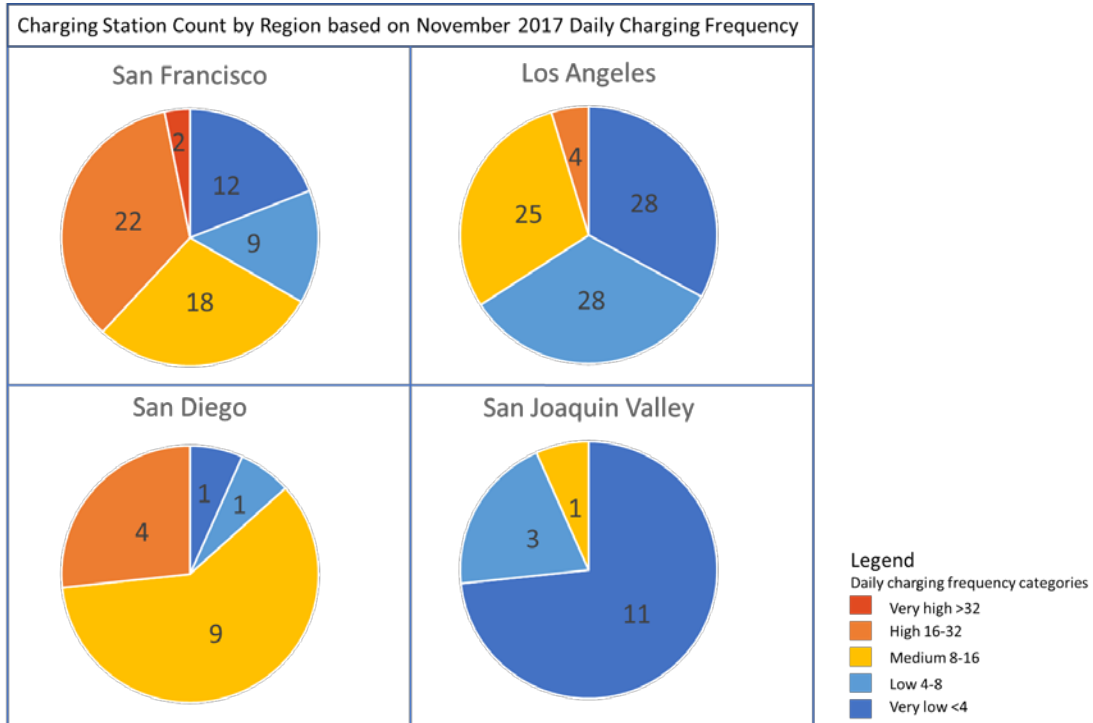
To create a fully-integrated interregional network of EV fast-charging across California in locations that meet EVgo’s high standards for accessibility, safety, and convenience, Freedom Stations are developed in a wide range of different site types and locations. There are many factors about a site that contribute to its utilization, including EV sales in the region, local population demographics, proximity to amenities, and proximity to major freeways. Therefore, to provide state-wide coverage, a wide range of station daily charging frequencies is expected. For example, at the end of 2017, EVgo California Freedom Station site utilization ranged from 1 session/day to 66 sessions/day. Generally speaking, sites in higher density urban areas have higher utilization, and sites in more sparsely populated or rural areas have lower utilization.

## Site Utilization by Geography

The heat maps provided in [Appendix A](#) illustrate site utilization variation. These maps show average daily DC fast-charger sessions at settlement Freedom Stations throughout November 2017—the last full month of this analysis period. **Figure 2** summarizes the utilization for the total number of stations in each region. All of the settlement Freedom Stations with very high (>32 sessions/day) and high (16-32 sessions/day) utilization are located in the San Francisco, Los Angeles, and San Diego areas. The majority of sites in San Diego (60%) experience medium (8-16 sessions/day) utilization, up from low (4-8 session/day) in November 2016. San Joaquin Valley sites currently experience medium (8-16 sessions/day), low (4-8 sessions/day), and very low (<4 sessions/day) utilization.

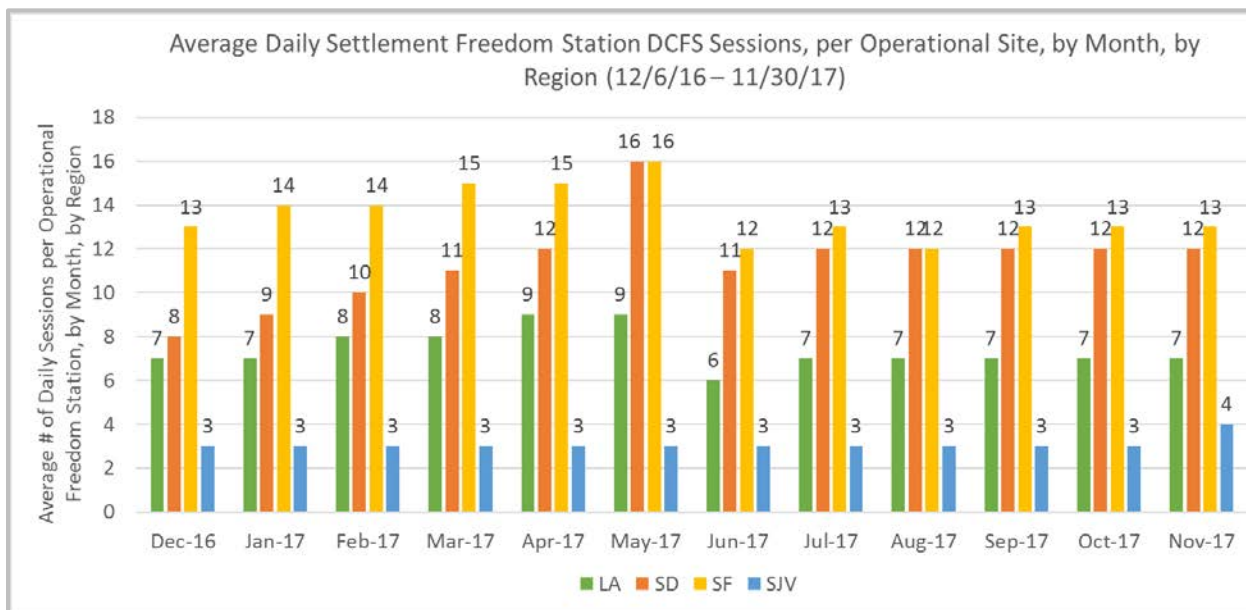
---

<sup>2</sup> The sum of completed and remaining sites is 217 due to having built 17 additional sites in the SF Bay Area.



**Figure 2 |** The breakdown of CPUC settlement Freedom Stations by daily charging frequency category, based on average daily DCFC utilization in November 2017—the last full month of this analysis period. Only sites that were fully operational prior to November 1, 2017 were analyzed.

As shown in **Figure 3**, average station utilization varies significantly between the four settlement regions, with over three times greater utilization in the San Francisco Area (average of 14 sessions per site per day) than in the San Joaquin Valley (average of 4 sessions per site per day).



**Figure 3 |** Average number of DCFC charging sessions per day per operational station, by month and region, across EVgo’s CPUC settlement Freedom Station locations through the last full month of the 2017 analysis period.

### Site Acquisition and Permitting Details

Development of a Freedom Station begins with identifying a quality site for drivers. The next step is acquiring an agreement from the property owner and/or tenants to allow EVgo to install the Freedom Station. The standards for Freedom Station site selection require that it be on a major thoroughfare (typically less than half a mile from a highway), have good visibility and lighting, and an excellent retail/amenity opportunity so drivers have something to do while charging. Inherently, these standards reduce the universe of potential locations in order to create a high quality, open, and accessible network for drivers. In contrast to past public programs without such standards, the network developed under the Agreement is expected to facilitate higher utilization and increased demand for electric vehicles.

### Low-Income Public Use Microdata Areas “PUMA” Details

In each geographic region, NRG is required to install 20 percent of the Freedom Stations in Public Use Microdata Areas (PUMAs) where the median income is in the lowest third of all PUMAs in the region.

Forty-two of the 200 installed Freedom Stations are located in low-income PUMAs: 16 in the San Francisco Bay Area, 18 in the Los Angeles Basin, 4 in San Diego County, and 4 in the San Joaquin Valley. They represent 21% of all installed sites, exceeding the goal of 20% in this category.

Assessing Freedom Station distribution by income classification of PUMAs is a device that CPUC and NRG developed for the Agreement because no other standards existed at the time. Since then, the Office of Environmental Health Hazard Assessment (OEHHA), on behalf of the California Environmental Protection Agency (CalEPA), developed the California Communities Environmental Health Screening Tool (CalEnviroScreen). CalEnviroScreen is a screening methodology that can be used to help identify California communities that are disproportionately burdened by multiple sources of pollution. CalEPA has used the tool to designate California communities as disadvantaged pursuant to Senate Bill 535.

Applying CalEnviroScreen to the Freedom Station distribution for information purposes, shows nearly the same number of qualifying sites (43 out of 200), but with a slightly different distribution than the PUMA communities. The results are presented in **Table 3** below. NRG and EVgo will continue to assess the distribution by this standard in coming reports to align the state’s environmental justice standards with the settlement infrastructure.

**Table 3 |** Low-income PUMA and CalEnviro Screen Freedom Stations, by geographic region

	Installed Sites	PUMA	CalEnviro Screen	PUMA %	CalEnviro Screen %
LA	94	18	20	19.1%	21.3%
SF	72	16	16	22.2%	22.2%
SD	19	4	3	21.1%	15.8%
SJV	15	4	4	26.7%	26.7%
CA- all	200	42	43	21.0%	21.5%

### Payment Upgrades Rollout Status

All chargers at Freedom Stations accept credit cards via a swipe-card reader. Additional payment mechanisms include RFID cards for EVgo, EZ Charge, BMW ChargeNow, Kia Charge Up, EZ Charge, and Kia Charge Up cards are compatible with chargers networked by EVgo, Greenlots, Blink, and AeroVironment. BMW ChargeNow cards also access chargers networked by Chargepoint. In October 2017, EVgo launched a free app for both Apple and Android that allows users to locate charging stations, view account history, and initiate a charge, adding mobile payments to the list of available payment options. Additionally, all EVgo stations are accessible via phone center with customer service phone numbers printed on the stations. The call center staff have the ability to remotely initiate a charging session, accept payment, and diagnose common problems at stations.

### Pricing Update

In March 2018, EVgo launched a simplified pricing structure that delivers electricity at the same price or less than gasoline and allowed for longer charging durations. The revamp focused on accessibility, allowing members or walk-up users to simply download the EVgo app, add their credit card info, and start charging their car. The new plans eliminate all set-up fees and early termination penalties, allowing users to create an account in minutes and remain a customer for as long as they choose, risk-free. Because drivers can enable a charge from the app, there is no need for an RFID card, and users can start charging immediately. There are two main plans, the Membership Plan, which allows regular users to receive preferential pricing, and the Pay-as-you-go Plan, optimized for drivers who want to quickly access our chargers but will charge with less regularity, detailed in **Table 4**. One of the key features of the Membership Plan is that the \$9.99 monthly charge can be applied as a credit for the first \$9.99 worth of charging sessions, with per minute rates applied after that time. These plans also introduce longer charging times to accommodate cars with larger batteries such as the Chevy Bolt. Pricing has also been tailored regionally to reflect electricity costs in various markets, with one new low rate for the state of California. The new pricing model offers three main improvements over previous plans by providing a simple user experience when creating an account, offering more affordable rates that are tailored to regional electricity prices, and anticipating the needs of the next generation of EV drivers by offering longer dwell times.

**Table 4 |** Charging rates by plan type and market

Pay As You Go	Membership
A competitive, no-commitment rate for new and occasional users	Our best available per-minute rate, for a low monthly charging commitment
No setup fee	No setup fee
No termination fee	No termination fee
No session fee	No session fee
No monthly fee	\$9.99 monthly charging commitment (applied towards charging activity)
45 Minute Charging Limit	45 Minute Charging Limit (6:00am-7:59pm) 60 Minute Charging Limit (8:00pm-5:59am)



### *Utility Interaction*

A major challenge EVgo faces is the unpredictability and time-consuming utility design and construction process. The 2016 year-end report highlighted the variability in the time required for a utility application to be processed, approved, and work completed. We are pleased to report that PG&E has made significant improvements to this process in initiating the EV Pilot, which aims to streamline the process by assigning an account representative to each EV service provider, setting up dashboards with site details and critical transformer information, and holding regularly scheduled calls. This new pilot began in November 2017 and has been a success thus far, trimming several months off of multiple projects. Several other Electric Vehicle Service Providers (EVSPs) are participating in the pilot and there is a consensus of industry-wide support. Given the early success of this program, EVgo would like to hasten full implementation and supports the adoption of this type of program by other utilities.

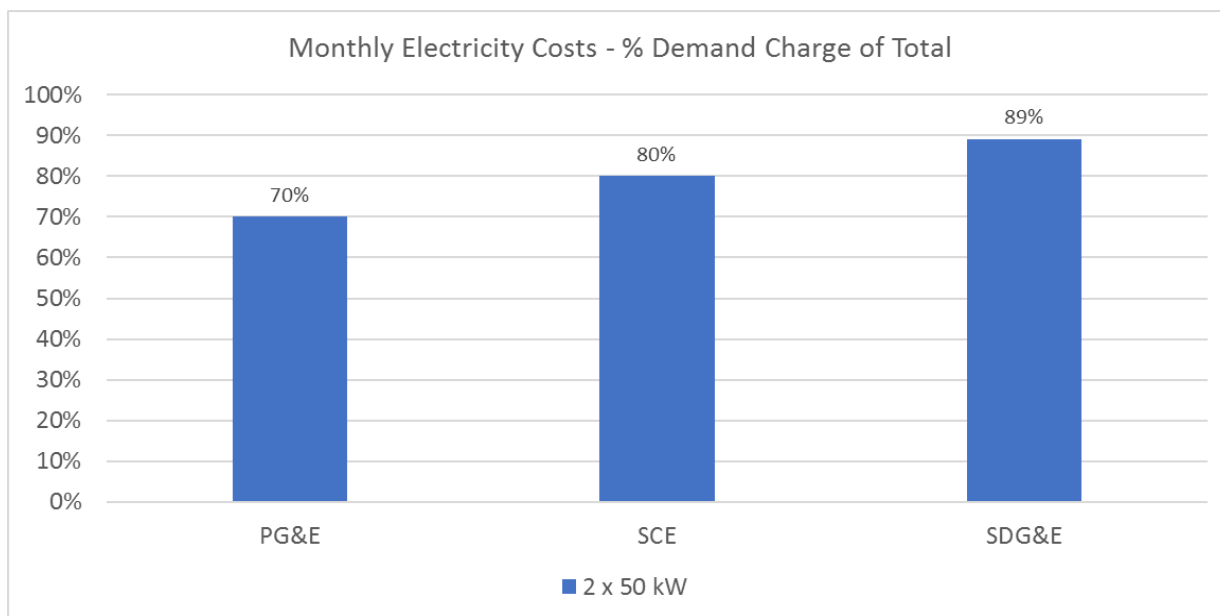
### *Utility Tariffs*

In 2017, EVgo collaborated with Rocky Mountain Institute (RMI) on multiple research projects, participating in the EVs and the Grid eLab and sponsoring the “EVgo Fleet and Tariff Analysis”<sup>3</sup> report released in March 2017. The eLab brought together industry leaders from utilities and EVSPs to discuss the greatest challenges to developing financially viable business models, and agree upon mutually beneficial solutions. RMI’s “EVgo Fleet and Tariff Analysis” report analyzed EVgo charging session data, assessing the viability of existing IOU rates for EV charging along with proposed rates under the SB 350 Transportation Electrification plans.

The RMI study found that under current utility rates, demand charges in CA are responsible for as much as 90% of the utility bill, and “are the primary reason why it is economically challenging to operate public DCFC profitably in California.” The structure of the demand charge varies by utility, and ranges from 70% to over 90% of the utility bill when the site is at 10% utilization, as illustrated in **Figure 4**. Demand charges were designed for medium and large commercial customers with stable and predictable load and relatively level load curves. DC Charging is inherently peaky, with high demand in short bursts. RMI concluded that “EVgo’s network of chargers looks and behaves nothing like a large commercial or industrial facility, but it’s being billed as if each location is a separate commercial facility.” DC charging does not match the intended use case for demand charges and there may be a better way to structure rates that account for cost recovery and better match the DC charging load profile. The report goes on to recommend EV tariffs that base a majority of the charges on energy rather than power, utilizing time-of-use tariffs to incent charging during times of low system demand.

---

<sup>3</sup> A full version of the report can be found at: [https://www.rmi.org/wp-content/uploads/2017/04/eLab\\_EVgo\\_Fleet\\_and\\_Tariff\\_Analysis\\_2017.pdf](https://www.rmi.org/wp-content/uploads/2017/04/eLab_EVgo_Fleet_and_Tariff_Analysis_2017.pdf)



**Figure 4 | Demand Charges as a percent of total electricity bill by IOU.**

Even outside of the context of the RMI eLab, utilities across the country are starting to implement more EV-friendly rates to encourage private investment and sustainable operation of public charging. As part of the SB350 Transportation Electrification proposals SDG&E introduced the Public Charging Grid Integrated Rate which recovers most costs for generation, transmission, and distribution from volumetric charges, which would average around \$0.09/kWh. The rate also includes an Hourly Base Rate to cover the portion of the distribution-related costs not recovered in the volumetric charge. While the Hourly Base Rate would be less than the average demand charge in SDG&E today, this adder could add as much as \$5,000 per charger annually. Considering that most EVgo sites have at least two DC chargers, this would add about \$10,000 per site beyond the volumetric charge.

SCE proposed three new EV rates, all of which charge TOU volumetric charges and eliminate demand charges for the first five years of the program, incrementally reintroducing demand over the next five years. In this scenario, total charges are significantly lower than existing rates in years 1-5, but approach existing costs by year 11.

PG&E is the only IOU that did not propose a new EV rate as part of their Transportation Electrification plan, but has introduced A-10, which includes significant demand charges. Prior to Jan 2017, DC charging fell into A-1-TOU or A-6 TOU, which had no demand charge component. The average cost of electricity at EVgo metered sites in PGE in 2016 was \$0.23/kWh. EVgo currently has one site on the new tariff, A-10. In December 2017, the blended electricity rate was \$0.53/kWh, representing a 230% increase over the average price the previous year despite having a lower volumetric rate. This data point provides a clear example of how demand charges have a disproportionate and detrimental impact on the utility bills paid by EVSPs. For reference, **Figure 5** shows the average blended cost per kWh in each utility at moderate levels of utilization. The demand charge for A-10 can be amortized

over a larger number of sessions to lower the per kWh rate, but still remains significantly higher than historic rates.

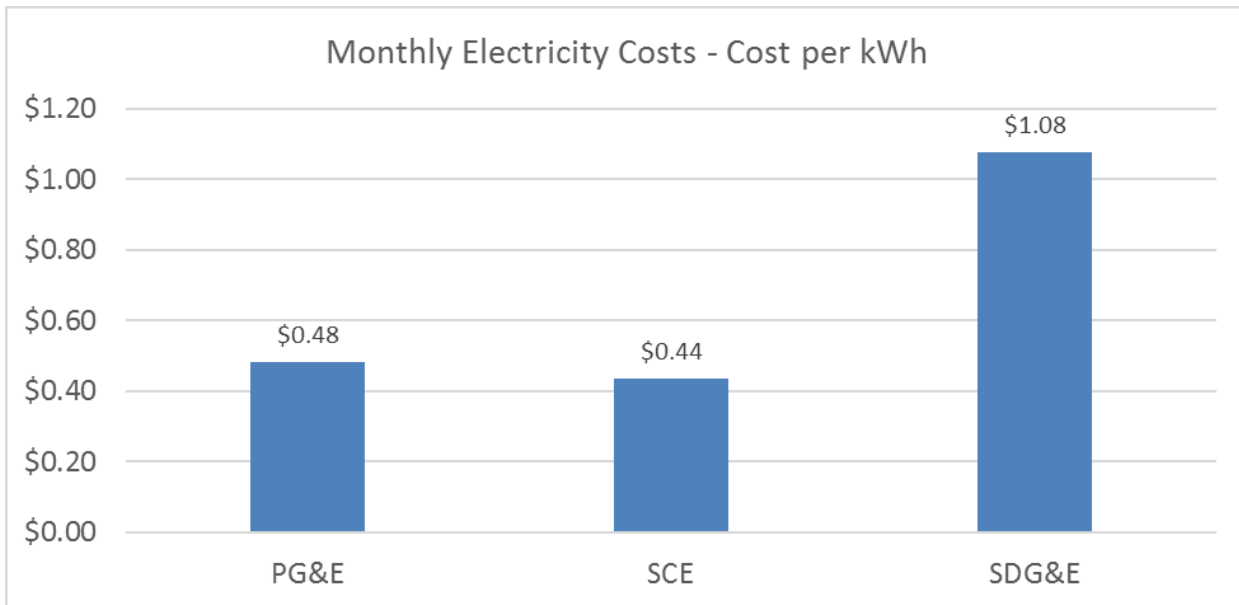
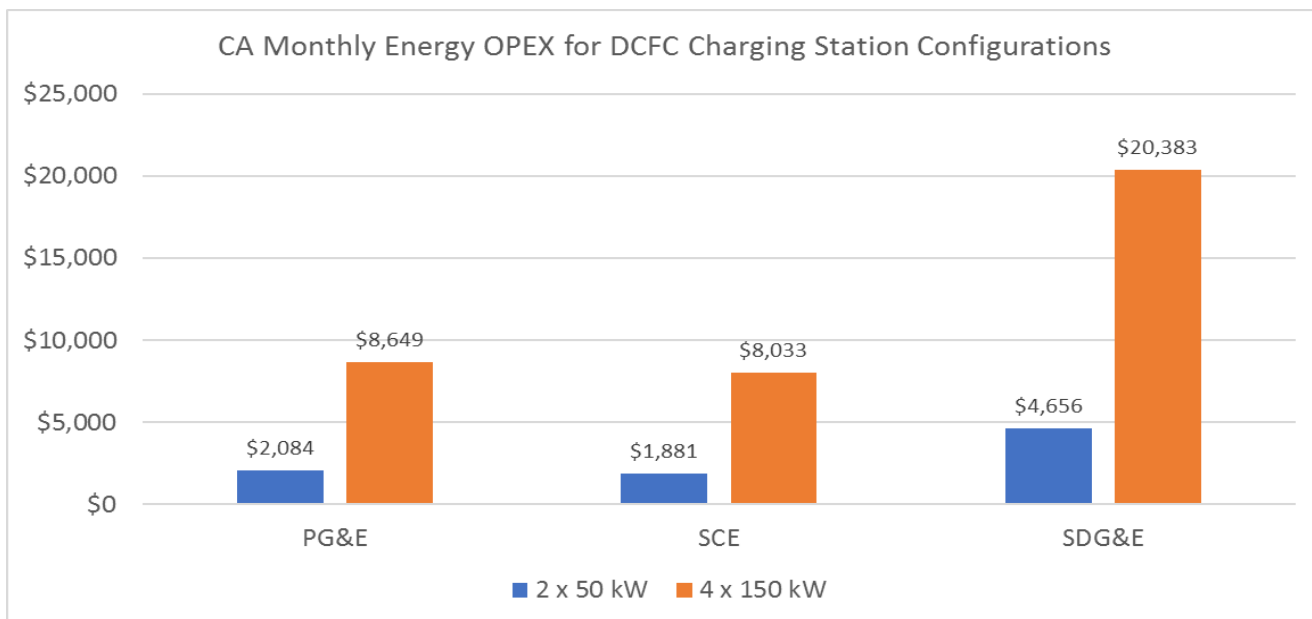


Figure 5 | Electricity Charges as cost per kWh, by utility.

While electricity costs for existing site configurations are high, it important to consider the feasibility of rate structures that will apply to the next generation of charging infrastructure. Most of the sites built under the Agreement have two 50 kW chargers and have an average monthly electricity bill that ranges from \$2,000 to \$4,500 at 10% utilization. The next generation site will allow more cars to charge at a faster rate, possibly with four 150 kW chargers at each location. At the same level of utilization electricity costs would more than quadruple in all IOUs, as pictured in Figure 6.

Figure 6 | Average cost of monthly utility bill in each IOU.



One strategy to consider is to eliminate demand charges until a pre-determined volumetric threshold has been met. Duke Energy in Florida has a simple, elegant rate that introduces a demand charge when the customer meets a certain threshold for energy delivered. The current threshold for applying a demand charge is at 24,000 kWh per year, which amounts to about 6 sessions per day at a DC charging site, or 5% utilization at a two-charger site. This type of rate structure has the potential to give the EVSP a window to recover costs from site installation while utilization ramps up, while proportionately contributing to utility cost recovery.

### *UC Davis/ ICCT Study*

EVgo partnered with University of California Davis (UCD) and The International Council on Clean Transportation (ICCT) on the “Survey and Data Observations on Consumer Motivations to DC Fast Charging” paper released in October 2017 at the EVS20 Symposium in Stuttgart, Germany and associated ICCT blog post<sup>4</sup>. Researchers at UCD and ICCT analyzed DC charging session data from 238 sites in California and survey data from surveys placed at 40 of those sites. Their results uncover new insights into driver behavior and detail the value of a DC charging network, including the finding that “54% of respondents would have taken another vehicle (presumably a gasoline vehicle) if there were no fast charging network.” In the race to decarbonize the transportation sector and meet the emissions reductions goals outlined in SB 350 it is critical the miles driven in EVs are displacing gas-powered miles, as the report suggests.

One of the most long-lasting decisions an EVSP will make is where to build infrastructure. Ideally chargers will be placed in locations that are convenient for drivers and give them access to any destination they may want to reach. The study found that heavy users primarily charge “within 6 miles from home, a pattern like how gasoline stations are used.” The report goes on to state that only 10% of sessions are “beyond the round-trip range”. These findings contradict the conventional wisdom that there would be a heavy reliance on corridor chargers. While corridor charging is necessary to enable long trips between metropolitan areas and close-to-home charging in rural communities, the study suggests that most charging infrastructure should be placed in densely populated areas.

The on-site survey asked many questions regarding driver behavior and personal demographic information. From the results they found that the frequency of DC charging was highly dependent on housing type and income. When looking at the average number of charging sessions per month for a given customer, most customers charged at a DC charger between 1-3 times per month. The heaviest users however, are more likely to charge about 20 times per month, accounting for about 50-60% of sessions. Of the customers surveyed, 61% of drivers lacked access to a home charger. Of “those with no charger access at home, about 50% charge at a fast charger more than every other day,” with some users charging as many as 80 times per month. Additionally, “lower income customers are less likely to have access to charging and that fast charging provides a charging option outside the home.” This suggests that providing DC charging can help address the issues of equitable access to charging and, in many cases, will be a driver’s primary method of charging. As California looks to expand access to

---

<sup>4</sup> ICCT blog post: <https://www.theicct.org/blog/staff/electric-charger-your-next-gas-station>

EVs for drivers across income levels and geographies, this survey suggests that public fast charging remains critical to enabling EV adoption by a number of segments, including low-income Californians.

## SHARED STATISTICAL USAGE DATA – FREEDOM STATIONS

---

This analysis covers all DCFC charging sessions that occurred at California CPUC settlement Freedom Stations from December 6, 2016 through December 5, 2017.

### High-Level Overview

High-level statistics of the charging activity from this time period are summarized in **Table 5** and **Figure 7**. For context, the emissions reductions enabled by California CPUC settlement Freedom Stations throughout the 2017 reporting year, 5,034 MT CO<sub>2e</sub>, is equivalent to the emissions that result from the electricity consumed by 792 US homes over one year.<sup>5</sup> Summary usage data for each charger is attached as Appendix D-1. Raw data are separately provided to the CPUC in confidential Appendix D-2. **Figure 7** puts the 2017 settlement Freedom Station build-out in context of all settlement activity by showing total installed settlement Freedom Stations by quarter since the first site went live in Q4 2013.

**Table 5** | 2016 CPUC settlement Freedom Station DCFC statistics

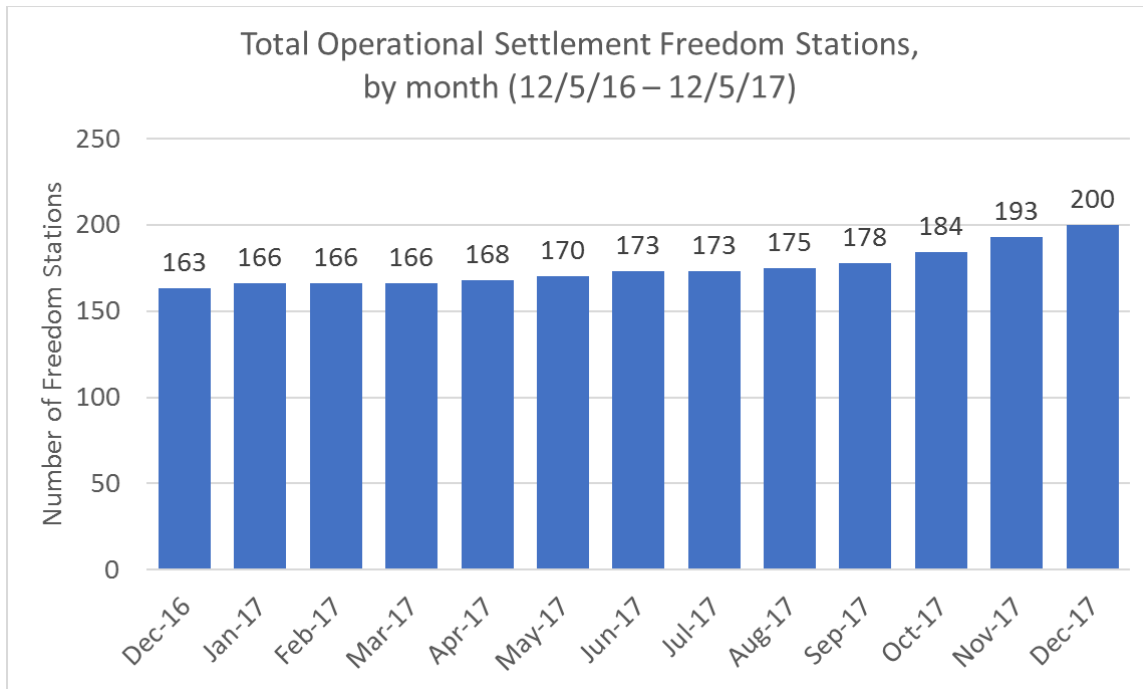
2016 DCFC Charging Session Activity Summary	
Total Freedom Stations	200
Total charging sessions	615,047
Total electricity delivered	7,096,701 kWh
Total charging session duration	15,382,167 minutes
Average charging session electricity delivered	11.5 kWh/session
Average charging session duration	25 minutes/session
Total Electric Miles Driven <sup>6</sup>	22,177,191 miles
Total Carbon Dioxide Emissions Avoided <sup>7</sup>	5,034 MT CO <sub>2e</sub>
Total Gallons of Gasoline Avoided <sup>8</sup>	912,642 gallons

<sup>5</sup> Assumes inputs from the EPA Greenhouse Gas Equivalencies Calculator; Source: <https://www.epa.gov/energy/greenhouse-gas-equivalencies-calculator>

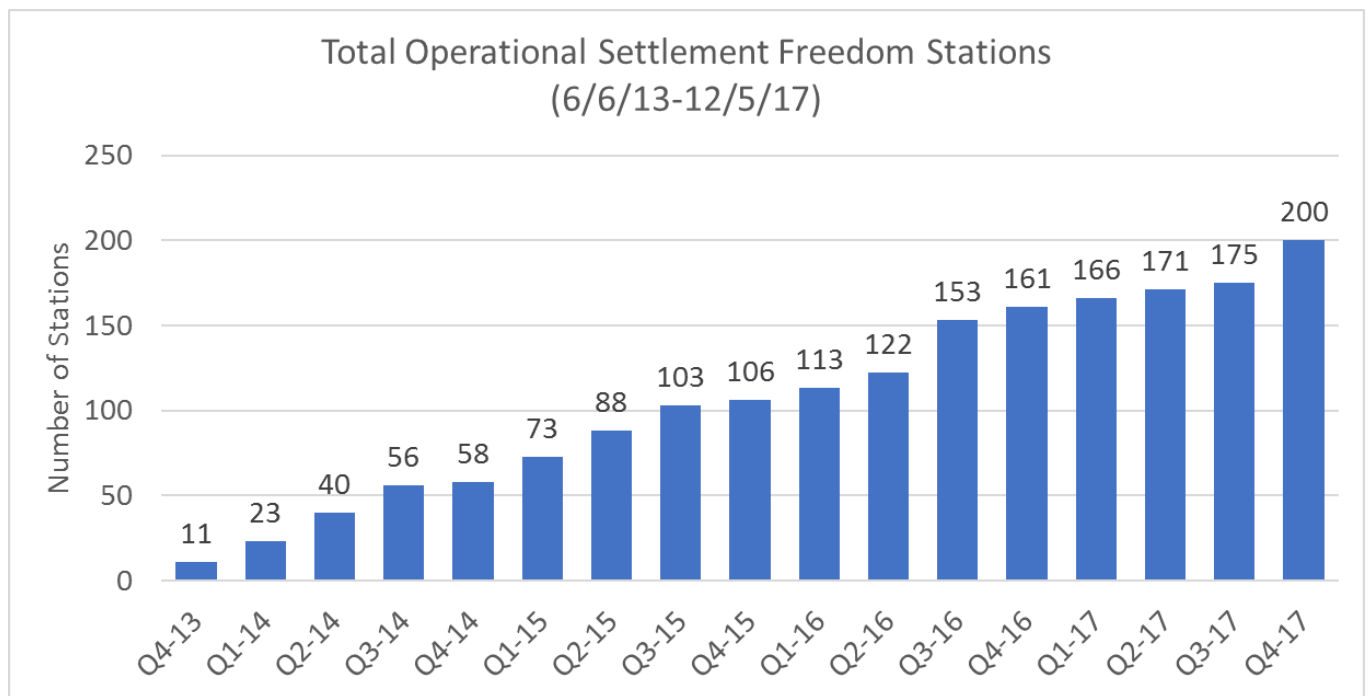
<sup>6</sup> Assumes 0.32 kWh/mile; Source: [http://www.afdc.energy.gov/vehicles/electric\\_emissions\\_sources.html](http://www.afdc.energy.gov/vehicles/electric_emissions_sources.html)

<sup>7</sup> Assumes carbon intensities of 99.78 g CO<sub>2e</sub>/MJ for CARBOB and 105.16 g CO<sub>2e</sub>/MJ for California grid electricity, per the CARB LCFS Fuel Pathway Table; Source: <https://www.arb.ca.gov/fuels/lcfs/fuelpathways/pathwaytable.htm>

<sup>8</sup> Assumes 24.3 MPG (CAFÉ Standard); Source: [http://www.afdc.energy.gov/vehicles/electric\\_emissions\\_sources.html](http://www.afdc.energy.gov/vehicles/electric_emissions_sources.html)



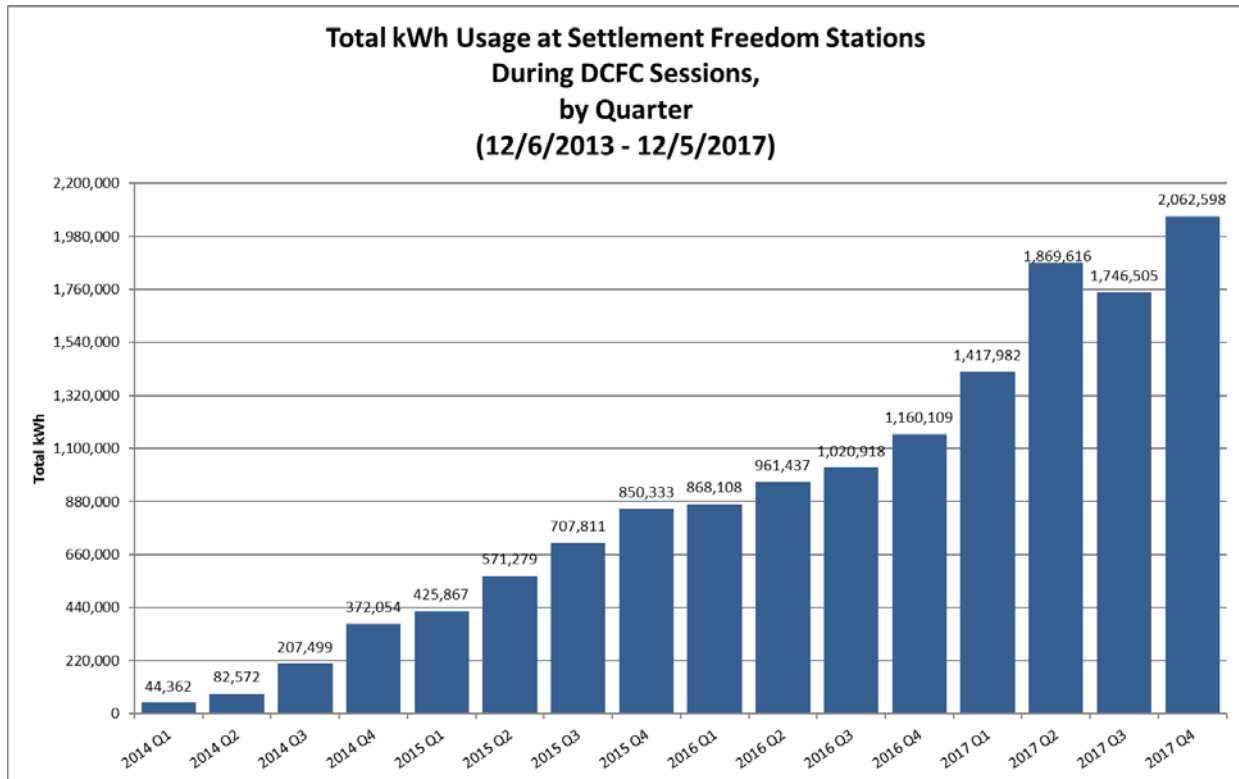
**Figure 7 |** Total number of installed CPUC settlement Freedom Stations through December 5, 2017, by month.



**Figure 8 |** Total number of installed CPUC settlement Freedom Stations through December 5, 2017, by quarter.

## DCFC Utilization

The EVgo network in California has seen tremendous utilization growth since the first full quarter of Freedom Station operations (Q1 2014), as shown in **Figure 9**, with an average quarter-over-quarter growth rate of 33%. Throughout the most recent analysis period in 2017, the total monthly usage increased from 49,228 sessions in January 2017 to 53,432 sessions in November 2016, a 10% increase. In July 2017 EVgo migrated to a new backend system, Driivz. During the transition there was a 10-day period of data loss which is reflected in the 2017 Q3 dip in Figure 12.



**Figure 9** | Total number of DCFC charging sessions, by quarter, across EVgo’s CPUC settlement Freedom Station locations since Q1 2014.

## INSTALLATION OF MAKE READY STUBS AND MAKE READY ARRAYS

### Commitment

The second largest commitment in the Agreement, at \$40 million, is to install Level 2 (208V/240V) EV charging infrastructure upgrades for multi-family communities and workplaces. Called a “make-ready,” the infrastructure includes power (30A) delivered to each parking space with a universal “stub” that can support any type of charging station (EVSE), but does not include the EVSE itself, which would be funded by the rental community, workplace or driver. Outreach to mixed-income communities and installation in public interest locations is required.

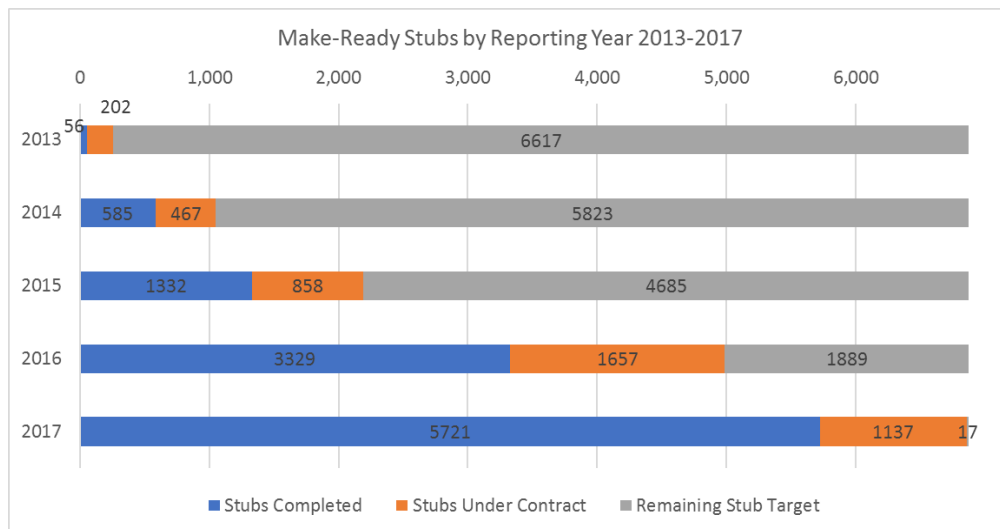
On February 22, 2017, NRG and the CPUC entered into a Second Amendment to the Agreement that modified the make-ready stubs requirement and extended the installation period through December 5,

2018. Up to \$12.5M of the \$40M Make-Readies Amount can be reallocated for NRG/EVgo to build at least 10 “Charging Plazas”, bringing the Make-Ready stub target to 6,875 provided that all \$12.5 M is used to develop “Charging Plazas”.

*Status and Assessment*

At the Reporting Date, NRG had 6,858 Make-Ready Stubs under contract. Of these, 5,721 Make-Ready Stubs have been installed at 657 sites, as set forth in [Appendix C](#).

**Figure 10** and **Table 6** summarize Make Ready progress over Settlement Years 1, 2, 3, 4, and 5. As of December 5, 2017, EVgo had 6,858 stubs either installed or under contract, with only 17 of the committed stubs remaining. With just a handful of sites left to sign, EVgo expects to reach the target of 6,875 in the coming months.



**Figure 10** | Make Ready count by status: stubs complete, under contract, and remaining overall target, at the end of each Reporting Period, from 2013-2017.

**Table 6** | Annual Make Ready Progress, from 2013-2017

<i>Make-Readies Progress</i>	<b>2013</b>	<b>2014</b>	<b>2015</b>	<b>2016</b>	<b>2017</b>
Stubs Completed	56	585	1,332	3,329	5,721
Total Stubs Under Contract	258	1,052	2,190	4,986	6,858
Cumulative Settlement Target	1,000	4,000	6,875	6,875	6,875

The Agreement contains distribution requirements for Make-Readies in terms of site types (multi-family housing, workplace, and public interest) as well as geography, with additional discretion to meet market demands. The distribution of Make-Ready Stubs is provided in **Tables 7** and **8** below. As of December 5, 2017, the percentage of total stubs (under contract and installed) and stubs installed meets the Agreement distribution requirements of at least 15%, 35% and 10% of stubs respectively for Work



Place, Multi Family and Public Interest.<sup>9</sup> The Agreement requires that 60% of all stubs be distributed based on Freedom Station location geography.<sup>10</sup>

**Table 7 | Make Ready Progress by Market and Stub Type**

As of 12/5/17	Total Stubs (Under Contract & Installed)				Installed			
	Work Place	Multi Family	Public Interest	Total	Work Place	Multi Family	Public Interest	Total
Los Angeles	1366	1066	119	2551	1063	930	45	2038
San Francisco	920	1275	360	2555	758	1181	345	2284
San Diego	593	639	177	1409	459	587	97	1143
San Joaquin Valley	287	36	20	343	220	36		256
Total	3166	3016	676	6858	2500	2734	487	5721
Required %	15%	35%	10%		15%	35%	10%	
Actual %	42%	43%	10%		40%	47%	9%	

**Table 8 | Make Ready Progress by Region**

Total Settlement Stubs Installed				
	San Francisco	Los Angeles	San Diego	San Joaquin Valley
Total Stubs	2284	2038	1143	256
Required %	16.5%	33.0%	6.0%	4.5%
Actual %	38.1%	34.0%	19.1%	4.3%

*Disadvantaged Community Outreach*

NRG and EVgo have had particular success reaching disadvantaged communities with this program. For information purposes, CPUC staff requested an analysis of distribution based on the CalEnviroScreen standard, which did not exist at the time the settlement was enacted. The distribution is reported in **Table 9** below.

<sup>9</sup> Work Place, Multi-family, and Public Interest stubs are required to account for 15%, 35%, and 10% accordingly of the 6,875 required stubs. With 3,166 Work Place stubs and 3,016 Multi-family stubs installed or under contract, these requirements have been achieved in absolute terms.

<sup>10</sup> Of these 4,125 stubs, 681 must be located in San Francisco, 1,361 in Los Angeles, 248 in San Diego, and 186 in San Joaquin Valley. This portion of the Agreement has already been met in all four regions.

**Table 9 | Make Ready CES Qualified Sites by Region**

Region	CES Qualified Sites			Percent of total sites			CES Qualified Stubs			Percent of total stubs		
	MDU	WP	All	MDU	WP	All	MDU	WP	All	MDU	WP	All
LA	41	29	70	30.1%	22.1%	26.2%	230	208	438	24.7%	19.6%	22.0%
SF	6	25	31	6.0%	27.2%	16.1%	57	244	301	4.8%	32.2%	15.5%
SD	13	8	21	19.1%	14.8%	17.2%	129	60	189	22.0%	13.1%	18.1%
SJV	0	11	11	0.0%	45.8%	40.7%	0	102	102	0.0%	46.4%	39.8%
<b>Total</b>	60	73	133	19.5%	24.3%	21.9%	416	614	1030	15.2%	24.6%	19.7%

Another way to consider make-readies distribution to disadvantaged communities or residents is to consider the percentage of multifamily properties (and stubs) that have deed-restricted housing units. By this standard, illustrated in **Table 10**, the results look more beneficial. This is due in part to inclusionary housing requirements in many California communities, where mixed-income housing in single properties is a norm. Thus, residents of low-income housing units as measured by the median income in the region have reasonable access to the stubs built in this program.

**Table 10 | Make Ready Deed Restricted Sites by Region**

	Deed Restricted Sites	Percent of total installed MDU sites	Deed Restricted Stubs	Percent of total installed MDU stubs
LA	70	51.5%	433	46.6%
SD	21	21.0%	266	22.5%
SF	16	23.5%	113	19.3%
SJV	0	0.0%	0	0.0%
CA- All	107	34.9%	812	29.7%

**OTHER PROGRAMS**

---

**Technology Demonstration Program**

*Commitment*

A third category in the Agreement requires NRG to invest \$5 million in a Technology Demonstration Program for the deployment, demonstration, and testing of EV technologies such as stationary battery storage systems for charging, “extreme” high-power charging equipment, and a vehicle-to-grid demonstration. These projects require collaboration with CPUC prior to authorization and are intended to advance the state of the charging industry by bringing together partners, demonstrating new technologies, and deploying technologies in the field for drivers to test and utilize.

*Status and Assessment*

Three projects comprise the Technology Demonstration Program and are summarized below, with status updates and expected next steps.

## Stationary Storage Plus Electric Charging

### *Project Summary*

The Stationary Storage Plus Electric Charging (or SSPEC) project will investigate how incorporating stationary batteries with DC Level 3 electric vehicle (EV) charging infrastructure can reduce the cost of developing, constructing, and operating public Fast Chargers without the use of incentives. The project will do this by:

1. Deploying a test site with microgrid components, including battery storage, solar generation, EV charging infrastructure, and control technology.
2. Running several tests with various configurations of devices at the SSPEC site.
3. Analyzing results from the SSPEC site and historical data from EVgo's charging station network to identify load profiles, deployment sites, and utility territories, which can benefit most from backup batteries and/or generation on site.

Upon successful economic and operational demonstration, EVgo intends to commercialize these technologies and integrate them into its broader Freedom Station rollout. Current rates incentivize deployment of storage where there are high demand charges, whether or not the EVSE usage is coincident with peak demand. EVSEs can be enablers to smooth the duck curve, but right now it is more economical to deploy storage to draw LESS from the grid during peak solar generation in order to avoid demand charges. Ultimately, EVgo believes that SSPEC will enable faster deployment of DC Fast Chargers by both EVgo and third parties at a wider variety of locations, and for a lower total cost of ownership to property owners and electric vehicle service providers alike.

### *Project Status*

EVgo is now in Phase III of the SSPEC project, and has primarily focused on optimizing functionality of the UCSD site, installing storage at existing sites, and identifying sites for commercial deployment. This project was honored at the Energy Storage North America conference as a 2016 Innovation Award Winner in the Mobility category for the work EVgo has done to foster the benefits of storage in the transportation sector.

In Q2 Kisensum produced the Stationary Storage Plus Electric Charging (SSPEC) controller report, detailing the controller's functionalities, including managing complex sites with batteries and chargers at multiple charging levels. EVgo has leveraged this report in the implementation of both Phase III SSPEC sites and future EVgo sites with battery storage (report attached in Appendix D-1 as Appendix A).

In Q4, EVgo ironed out remaining operational details at the SSPEC site in San Diego, and both built and identified additional locations for battery storage. The automatic load management system (ALMS) that had tripped sporadically since installation was removed in Q4 2017, greatly enhancing functionality. Two of four chargers were turned off to avoid tripping caused by the ALMS, and will be reenergized Q1 2018.

EVgo made progress on the first of two-additional battery storage pilot projects. The first installation in Union City had already been mechanically and electrically installed, when BMW reached out to

EVgo with an unexpected need to repair an internal battery component. The BMW battery component repair is currently underway and EVgo expects to commission the site in May 2018. The second battery storage pilot project location has been identified in Oceanside, California. The required energy storage systems for the Oceanside location have been procured and are in storage awaiting installation.

The final piece of the SSPEC project will be the commercial deployment of new battery systems. In 2018 EVgo is planning to install battery systems at ten locations in California, with a focus on sites in SDG&E where there is the most potential for demand mitigation. An initial five locations have been identified as good prospects and EVgo has begun working with site hosts to retrofit existing electric vehicle charging stations with energy storage.

## EV Storage Accelerator (EVSA)

### *Project Summary*

The EV Storage Accelerator (EVSA) aims to demonstrate vehicle-to-grid (V2G) technology as a low-cost energy storage resource. The project will use nine vehicles for the demonstration, three Honda Accord Plug-in Hybrid electric vehicles (PHEV) and six Nissan LEAF Plug-in electric vehicles (PEV). The four primary goals of EVSA are:

1. Create a test environment for two major automakers, Nissan and Honda, to gain experience with V2G technologies and prepare them for a further commitment to the technology
2. Advance product readiness for bidirectional inverters, including listing standards and product certification
3. Identify use cases for V2G and test vehicles against those use cases
4. Inform public policy around the system, ratepayer and customer benefits of V2G

### *Project Status*

The EVSA Project Team continued to work on executing the outlined use cases. The Interconnection use case continued to take the most time and effort in Q4 2017 due to ongoing discussions with SDG&E and UCSD regarding the challenges associated with: (1) interconnecting vehicles with on board inverters and (2) meeting the new smart inverter requirements in California, as dictated by Electric Rule 21. At the time of writing, discussions were ongoing between UCSD and SDG&E regarding whether or not the assets under the EVSA project sited on the UCSD micro-grid needed interconnection applications. The outcome of the discussions will dictate whether the project vehicles can execute bi-directional energy flow or be limited to uni-directional smart charging.

The second use case, Transformer Upgrade Deferral, continued to move forward with site modifications and technical implementation. However, without resolution on discussions between UCSD and SDG&E mentioned above, the use case is on hold because both of the vehicles planned to be used (Honda Accord PHEVs and Chrysler Pacifica PHEVs) have onboard inverters and therefore fall outside of current interconnection frameworks available in California.

The third use case, Emergency Power Back-Up, was put on hold in Q4 to focus on pushing forward the project-critical Interconnection use case.

The Value of V2G use case continued to make progress in Q4. Princeton Power and Nuvve worked to integrate the CA-10 units with the Nuvve aggregator. The integration, once complete, will allow the stations to respond to signals from the aggregator and be simulated to follow CAISO's frequency regulation market signal. However, the ability to discharge will again be dictated by the outcome of the Interconnection use case. The collection of data through Nuvve's aggregator for at least 2 of the stations is planned to commence before the end of December.

**Charging Stations:** The 5 Princeton Power Systems (PPS) stations located on the UCSD microgrid (excluding Trade Street) achieved consistent operations in Q4 due to the ongoing troubleshooting efforts of Princeton Power. The Trade Street station has not been in consistent operation due to the need to complete an interconnection application with SDG&E. A key component of the application was to UL-field list the PPS unit. This was completed in mid- October and is currently being reviewed by SDG&E. The unit sited at Scripps experienced significant damage due to a voltage spike but was fixed in December and is now fully operational.

This program includes the purchase of six Nissan LEAFs and three Honda Accords to be used to test advanced charger functionalities. Five out of the six Nissan LEAF vehicles are currently being consistently driven by project participants. New drivers were recruited for Scripps and the Police Department, and a sixth and final driver has been identified for the Trade Street location. The two Honda Accords also have drivers assigned to them. The third Honda Accord will most likely not participate in the project due to the barriers associated with interconnection of an on-board inverter.

### Extreme High Power DC Charging Station

#### *Project Summary*

Automakers are increasing the range of EVs through increasing battery capacity. To maintain a consistent customer/EV driver experience regarding charge duration and SOC (State of Charge) completion percentage, DCFC infrastructure must increase the power dispensed. This project is intended to bring auto OEMs, EVSEs and cable manufacturers together to demonstrate and facilitate testing as well as develop standards and equipment. The project will do the following:

1. Deploy the first of its kind EVSE infrastructure capable of high power (300 + amps) of volts direct current (VDC) power to EVSEs on site
2. Test with auto OEMs and EVSE providers to allow for test bed and the development of standards

#### *Project Status*

In 2017, EVgo installed the first 150 kW high-powered charging pedestal at its Lucky Fremont station. At the time of installation ABB only had prototype dispenser pedestals available. EVgo has since purchased a "production" high-power charge post capable of full specifications and EVgo will swap out the prototype dispenser in Q2 2018. This EVSE is capable of charging vehicles with an operating voltage range from 200-900+ VDC and is backwards compatible with existing (50 kW) EVs. Once the Fremont station has ABB's production charge post and Baker site is fully operational, EVgo will be able to offer high-power testing (@ 150 kW) to OEMs and other partners for testing in northern and southern California. Once this testing phase has been finalized and the chargers will be opened up to the public.

EVgo's high-power charging station in Baker, CA underwent a geotechnical examination of the soil which led to substantial change orders on the project due to unsuitable and unstable soil conditions. Sizable portions of the Baker site had to be dug down deeper than expected to have debris removed and had to be built back up to satisfactory conditions to support canopy and equipment.

The unexpected soil conditions led to project delays as well as cost overruns and, although still within budget, has made the station more expensive than originally expected. The difficulty surrounding the soil conditions have been overcome and work is progressing. A retaining wall had to be constructed to support the weight of the equipment enclosure at one end of the parking lot.

The solar canopy has been delivered to the site and erected. Conduit has been run from the equipment enclosure to the solar canopy and ABB's prototype 150 kW charger dispensers are on site. Purchase orders have been placed for (3) of ABB's production 150 kW charger dispensers and (2) of BTC's 150 kW chargers. The ABB production dispensers and BTC 150 kW chargers are being built and will be shipped and installed at the Baker high-power charging station in Q2 2018.

By February 2018 nearly all onsite construction at Baker was complete. Utility power connection is expected in March 2018. We also expect to receive the final shipment of high-power charging equipment in May and plan to have the station fully operational by June 2018 with all high-power charging equipment installed.

## **High Power Charging Plazas**

### *Commitment*

As part of the Second Amendment, \$12.5M of the \$40M Make-Readies Amount was reallocated for NRG/EVgo to build at least 10 "Charging Plazas". Charging Plazas consist of at least 3 DC Fast Chargers with the potential for larger and higher-power stations. These Charging Plazas will be located in areas with higher concentrations of multi-family dwelling residents and meet other siting and distribution requirements.

### *Project Status*

EVgo began the site development process for HPCP and EACH by reaching out to our existing portfolio hosts. EVgo quickly learned that in most cases, the amount of space required for these programs is too much for retail hosts. This is especially true in the dense urban areas (high MDU ratio) that this program mandates. Traditional Freedom Station (2x50 kW) installations usually only require 3-4 parking spaces at most. A High Power Installation requires as many as 8 parking spaces, plus another 400+ square feet for utility transformer and support equipment.

As such, EVgo turned attention towards cities and public agencies. These public entities have shown more interest in larger installations given that there are ancillary benefits outside of revenue or increased foot traffic: High Power Charging Stations solve the Multifamily EV Charging conundrum, something that these cities and public agencies are very much interested in resolving. EVgo has built strong relationships with cities and public agencies, and is well positioned to install HPCP and EACH installations in areas that meet the requirements and intention of the programs.

During this process, EVgo has learned that the typical sales cycle with public agencies is 18-24 months. We have been very successful in expediting these processes, and we are well positioned to close the requisite number of deals ahead of the typical public agency sales cycle timeline. Public agency deals typically involve many more stakeholders, often from multiple different departments. In several cases, EVgo has made progress with a city or agency over several months, only to have the agency discover a roadblock several departments removed from that of our primary contacts. EVgo always works with our public agency partners to identify possible redevelopment plans or other roadblocks that would impact our sites, but on several occasions we have found ourselves months into our relationship before we discover conflicting projects. For example, in Los Angeles we were recently informed that three potential LADOT sites will be redeveloped for low income housing, and in San Jose we found that that a set of right-of-way parking spaces will be reconfigured to accommodate a bike lane, which renders the parking spaces logistically infeasible for EV Charging. We have made great progress in identifying excellent sites with these partners, but the process of clearing a vast web of potential roadblocks can be time consuming and labor intensive, both for EVgo and for our partners.

In some cases we are finding that cities and public agencies do not have the mechanisms in place to allow for EV Charging on their properties, so these entities are creating new policies in order to facilitate the installations. For example, The City of Sacramento created a “Demonstration Partnerships Policy,” which allowed EVgo to execute an agreement to install a High Power Charging Plaza in the right-of-way in downtown Sacramento. The City of San Jose has a similar policy, and is working to justify that this type of project would fall under that policy. The City of Richmond is following Sacramento’s lead, and is currently writing a policy similar to the Sacramento policy in order to allow the EVgo agreement to move forward. CalTrans currently has a policy that prevents a third party vendor from collecting revenues in their parking lots; as such, CalTrans is working to remedy this before they can execute agreements for multiple sites with EVgo.

In short, while the sales cycle has proven longer than originally anticipated at the beginning of this program, we are making significant progress compared with expected sales cycles for cities and public agencies. The HPCP and EACH programs have been incredibly well received by many cities and public agencies, and we continue to focus on identifying sites that would serve residents in high density multifamily regions as well as low income and disadvantaged communities. Many of our city partners are coordinating with each other to share best practices on how to streamline processes, and enable HPCP / EACH installations in their cities. EVgo remains confident in our ability to complete highly valuable installations with these partners.

**Table 11 | High Power Charging Plaza pipeline**

<b>Market</b>	<b>Target</b>	<b>Executed Agreements</b>	<b>Likely to close next 120 days</b>	<b>Prospects in pipeline</b>
Sacramento	1	1	0	2
San Francisco Bay Area	5	0	6	22
Los Angeles	3	0	4	28
San Diego	1	0	1	7
<b>Total</b>	<b>10</b>	<b>1</b>	<b>11</b>	<b>59</b>

## **EV Opportunity Program**

### *Commitment*

The EV Opportunity Program under the Agreement consists of \$4 million toward “...Enhancing the appreciation of the social benefits of electric vehicles and creating opportunities for residents of under-served communities to benefit from expanded use of electric vehicles.” More specifically, the EV Opportunity Program Amount may be used to fund: a) the deployment of electric vehicle charging infrastructure to support electric vehicle car-sharing projects, in particular in low-income areas within the State of California, b) an EV job training program and c) other projects consistent with the objectives of Section 4(d)(ii) of the Agreement.

### *Project Status*

#### **Green Raiteros**

In Q4 of 2016, EVgo submitted two proposals for the CPUC’s review. The first was the *Green Raiteros Pilot Project* in partnership with the San Joaquin Valley Latino Environmental Advancement Project (Valley LEAP) and the Fresno County Rural Transit Authority (FCRTA), the Shared Use Mobility Center (SUMC), and West Hills Community College. The Green Raiteros Pilot will build on an existing, grassroots ridesharing program – the *Raiteros* – and will help expand access to carbon-free mobility in the Central Valley by strategically and sustainably introducing EVs to the Raiteros’ services. EVgo also worked with Valley LEAP to apply for the 11th Hour Project Just Transit Challenge, a fund dedicated to reduce emissions while increasing equitable transportation options. This funding was awarded in Q2 and will be used to acquire two 2017 Chevy Bolts for the Green Raiteros Pilot Program.

To facilitate the Green Raiteros business model and recruit staff, Valley LEAP has established the LEAP Institute, a 501(c)3 nonprofit focused on climate and economic justice. For the 18-month period of support provided by EVgo’s settlement with the CPUC, the LEAP Institute will administer budget items pertaining to staff hiring and business model development, establishing a sustainable business plan that allows for ongoing funding and support from outside sources. Key staff from Raiteros and Valley LEAP traveled to Watertown, NY, to further understand existing business practices surrounding insurance models, vehicle ownership, grant solicitation, and software development from the Volunteer Transportation Center (VTC), an established rural ridesourcing organization. As a result of this trip, the LEAP Institute has entered in a Memorandum of Understanding with VTC to utilize their existing software to enhance the Raiteros’ ability to schedule and complete rides.

Throughout Q4, SUMC has continued to work toward completing a first draft business plan to be reviewed by both Valley LEAP and EVgo. This plan culminates from a national best practices review as well as a series of interviews with local stakeholders and existing Raiteros. It includes recommendations on fleet ownership, reimbursement strategies, and insurance models, and is intended to provide a roadmap for Green Raiteros to expand its existing service beyond EVgo’s funding commitments. A complete and final business expansion plan is expected in Q1 of 2018.

After reviewing multiple contractor bids, Green Raiteros’ headquarter construction is beginning in Huron, CA. The headquarters will house two Chevy Bolts to be purchased by Valley LEAP, provide 9



make ready stubs as well as 4 level 2 chargers, and serve as a coordination facility for drivers and passengers. New site identification is also in process for high speed charging in LeMoore, due to unforeseen complications at West Hills College.

As planned, Green Raiteros has also worked to identify future funding sources. With a competitive proposal submitted to the Fresno Transformative Climate Communities, a project administered through the Strategic Growth Council, the Clean Shared Mobility Network will provide for ten additional carshare stations, including a minimum of 5 level 2 and level 3 chargers each, and 42 electric vehicles that will be leveraged to expand existing Green Raiteros' service. This proposal aims to enhance electrification and shared mobility strategies in Fresno, and will be funded at over \$9 million.

A second advisory committee met in January 2018 to review a draft of the Green Raiteros business plan and created subcommittees to focus on specific areas of business development. The new Green Raiteros Operations Manager has been fully onboarded and is prepared to lead ongoing coordination efforts. Ribbon cutting for Green Raiteros is scheduled for April 2018, after which all partners will engage in ongoing community outreach and education efforts to increase awareness and participation in this platform, and work toward further EV adoption in Huron.

## **EACH**

The second proposal submitted was *Electric Access Charging Hub (EACH) Program*. To create EV access and job opportunities to underserved communities, EVgo will develop seven EV-charging hubs in low-income communities of the San Francisco Bay Area, Los Angeles, and San Diego. To that end, EVgo will provide charging depots for carsharing services (i.e., Maven, Zipcar or Carma City Car Share) in low income areas. The EACH project aims to support EV carsharing, create job opportunities, provide publicly available EV fast charging, and spur the adoption of electric vehicles in underserved neighborhoods.

The EACH proposal was approved on February 17, 2017. At that time EVgo initiated the site development process. Much like with the High Power Charging Plazas, EVgo found that traditional retail hosts were unable to accommodate the extra parking stalls required to build an EACH site. The focus has shifted to municipalities, with the intention to build 3 in San Francisco, 3 in Los Angeles and 1 in San Diego.

## **PROCUREMENT INFORMATION**

---

### *Contracting Practices*

EVgo includes the following questions in our RFPs and the RFI relating to the contracting practices criteria specified in Sections 4(a)(vi)(3)(B) and 4(c)(vi)(2)(B) of the Settlement.

1. Please describe in detail your track record of hiring graduates of pre-apprenticeship training programs applicable to the trade or trades to be performed under the contract.
2. Please describe in detail your track record of recognizing the value of quality training for employees by participating in registered apprenticeship programs and other similar credential-granting programs applicable to the trade or trades to be performed under the contract.
3. Please describe in detail your track record of hiring a substantial number of its employees from the

- communities surrounding the locations where the work is to be performed under the contract.
4. Do you provide health insurance for your employees?
  5. Demonstrate your track record for successfully hiring and retaining employees from historically disadvantaged or underrepresented classes, including women, minorities and disabled veterans; provided that newer contractors without such a track record may be able to receive such a preference by providing a detailed plan setting forth how such contractor will hire and retain such employees during the performance of the contract and thereafter.
  6. Demonstrate your track record for striving to provide employment opportunities to formerly incarcerated individuals who are seeking lawful self-sufficient career opportunities.

## **GO 156 PLAN AND REPORTING**

### *Women, Minority and Disabled Veteran Business Enterprise (WMDVBE) Contracting Activities*

EVgo has implemented procedures to identify and collect information about EVgo vendors who may qualify as WMDVBEs. EVgo included the following language in our vendor qualification questionnaire:

1. Are you a woman-owned, veteran-owned, minority-owned, or some similar such diverse business as described in California General Order 156? If so, please indicate the type of business you are and attach any pertinent documentation. Also indicate if you are registered with the Clearinghouse established by General Order 156.
2. If you answered no to the above, how will you work to subcontract to diversity businesses?
3. Please describe any work in the past three years that you have done or reported under the California Public Utility Commission's General Order 156.

In addition, EVgo has implemented procedures to encourage the utilization of WMDVBE subcontractors by our vendors. EVgo generally includes the following language in our master construction contracts:

#### **UTILIZATION OF WOMEN, MINORITY AND DISABLED VETERAN OWNED BUSINESS ENTERPRISES**

- (1) It is the policy of the Owner [NRG] that women, minority and disabled veteran owned business enterprises (“WMDVBEs”) shall have the maximum practicable opportunity to participate in the performance of the Work. However, this policy shall not be used to exclude qualified non-WMDVBEs from participating in sub- contracting for the Work to be performed under the Purchase Order.
- (2) The Supplier agrees to use its best efforts to carry out this policy in the award of subcontracts to the fullest extent consistent with the efficient performance of the Work to be performed under the Purchase Order.
- (3) The Supplier agrees to inform prospective WMDVBE subcontractors of their opportunity to request from the clearinghouse a verification application form and to return the completed form to the clearinghouse for processing and inclusion in the database.

## Goals

EVgo has set a target of 30% WMDVBE utilization, with the mutually exclusive sub-goals presented in **Table 12**:

**Table 12** | EVgo WMDVBE utilization targets

WMDVBE Category	Utilization Target
Minority Owned Business Enterprise (MBE)	15%
Women Owned Business Enterprise (WBE)	5%
Disabled Veteran Owned Business Enterprise (DVBE)	1.5%

EVgo has communicated these goals to our construction contractors to encourage utilization of diverse subcontractors.

## Progress in Meeting Goals

The utilization of WMDVBE contractors and vendors during the 2017 Reporting Year is shown in the **Table 13** below. Certain categories of equipment are new technologies with limited available suppliers, in particular, EV chargers and switchgear. Not included are payments to utilities, which are monopoly providers. Percentages reported below show the percentages with and without the cost of EV chargers and switchgear.

**Table 13** | EVgo 2017 WMDVBE utilization

Category	Utilization without EV Chargers and Switchgear	Utilization with EV Chargers and Switchgear
MBE	10.2%	10.0%
WBE	10.9%	10.7%
DVBE	0.0%	0.0%
<b>Total</b>	<b>21.1%</b>	<b>20.7%</b>

## SETTLEMENT EXPENDITURES

See confidential [Appendix E](#) which details EVgo expenses incurred in the performance of the Settlement Agreement, broken down by:

- Freedom Station Costs;
- Freedom Station Fixed Operating Cost Amount;
- Make-Readies Costs; and
- Technology Demonstration Project Costs

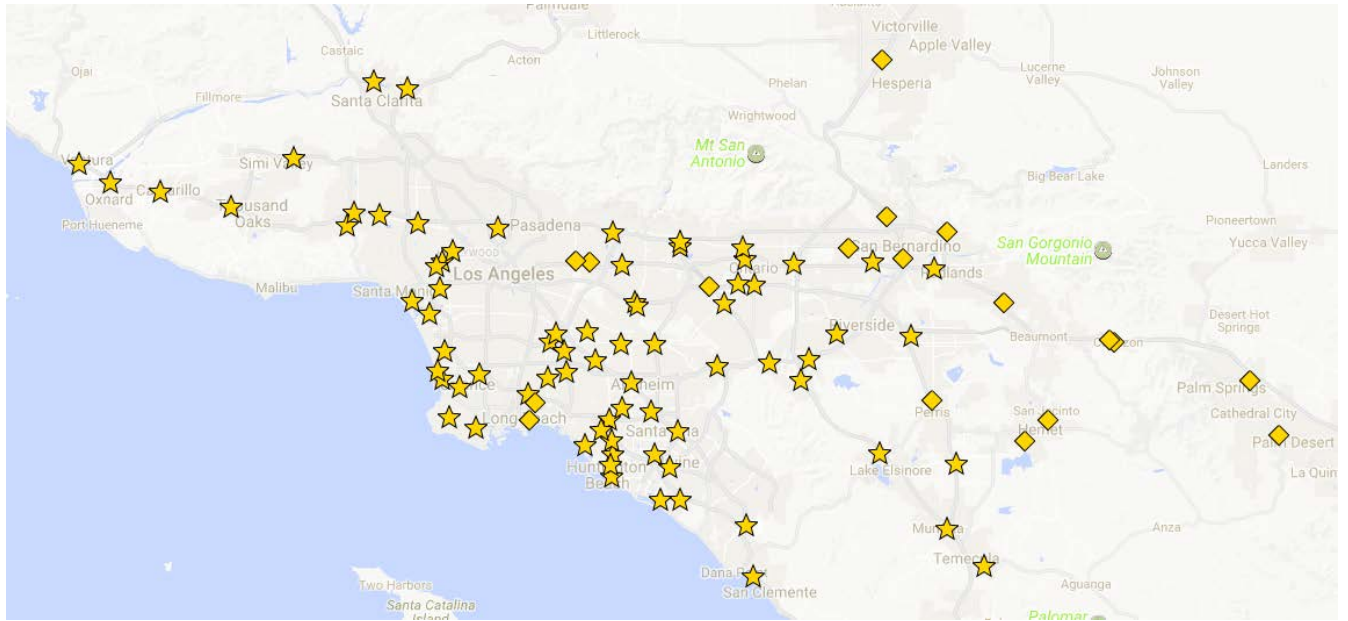
In total, NRG has spent over \$54 million in Freedom Station development and over \$22 million in Make-Readies development. This is roughly on track with expectations on a per-site basis and suggests reaching the committed spending requirements commensurate with achievement of the construction requirements.

**Appendix A**

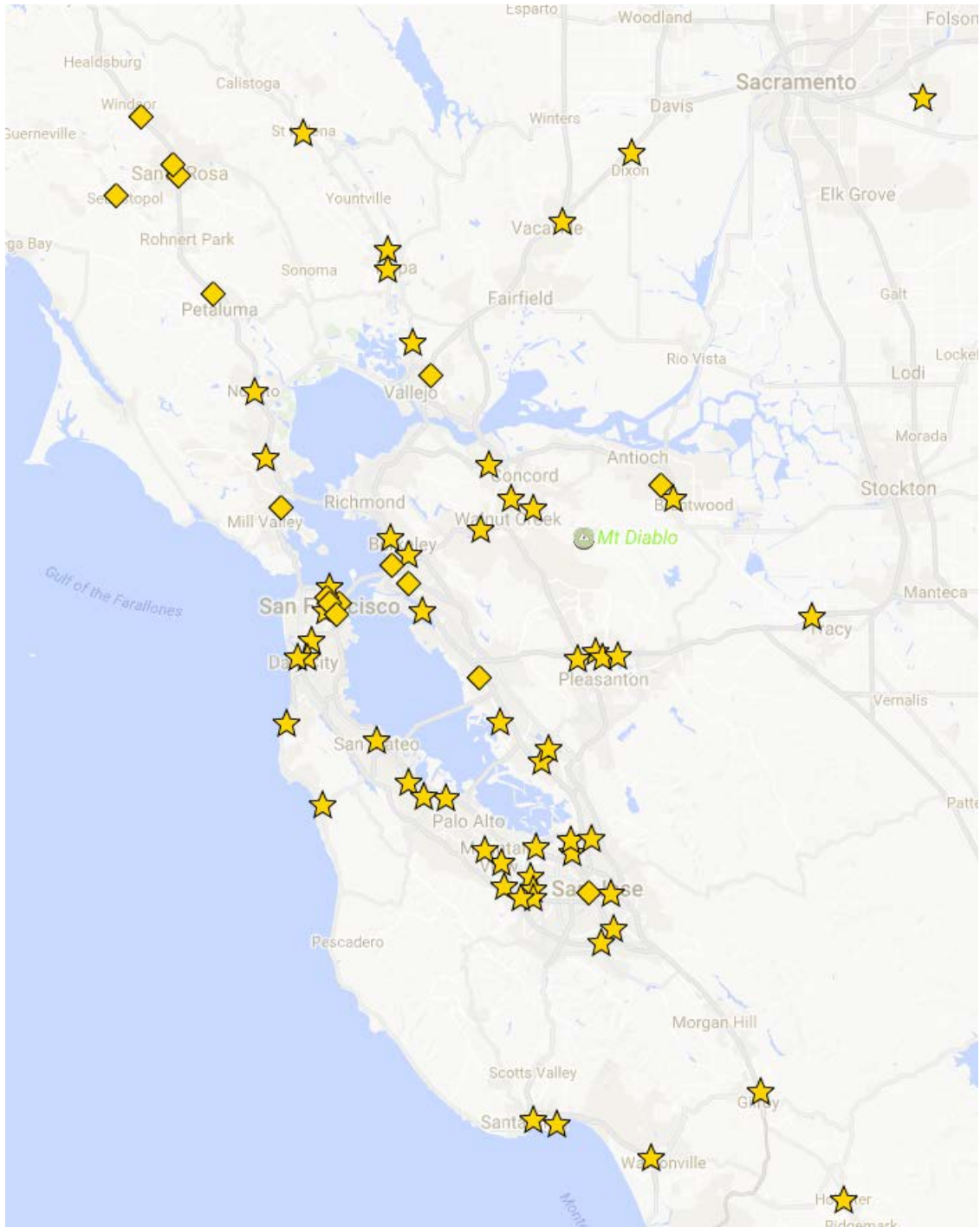
**Public Fast-Charging Station Maps**

See attached.

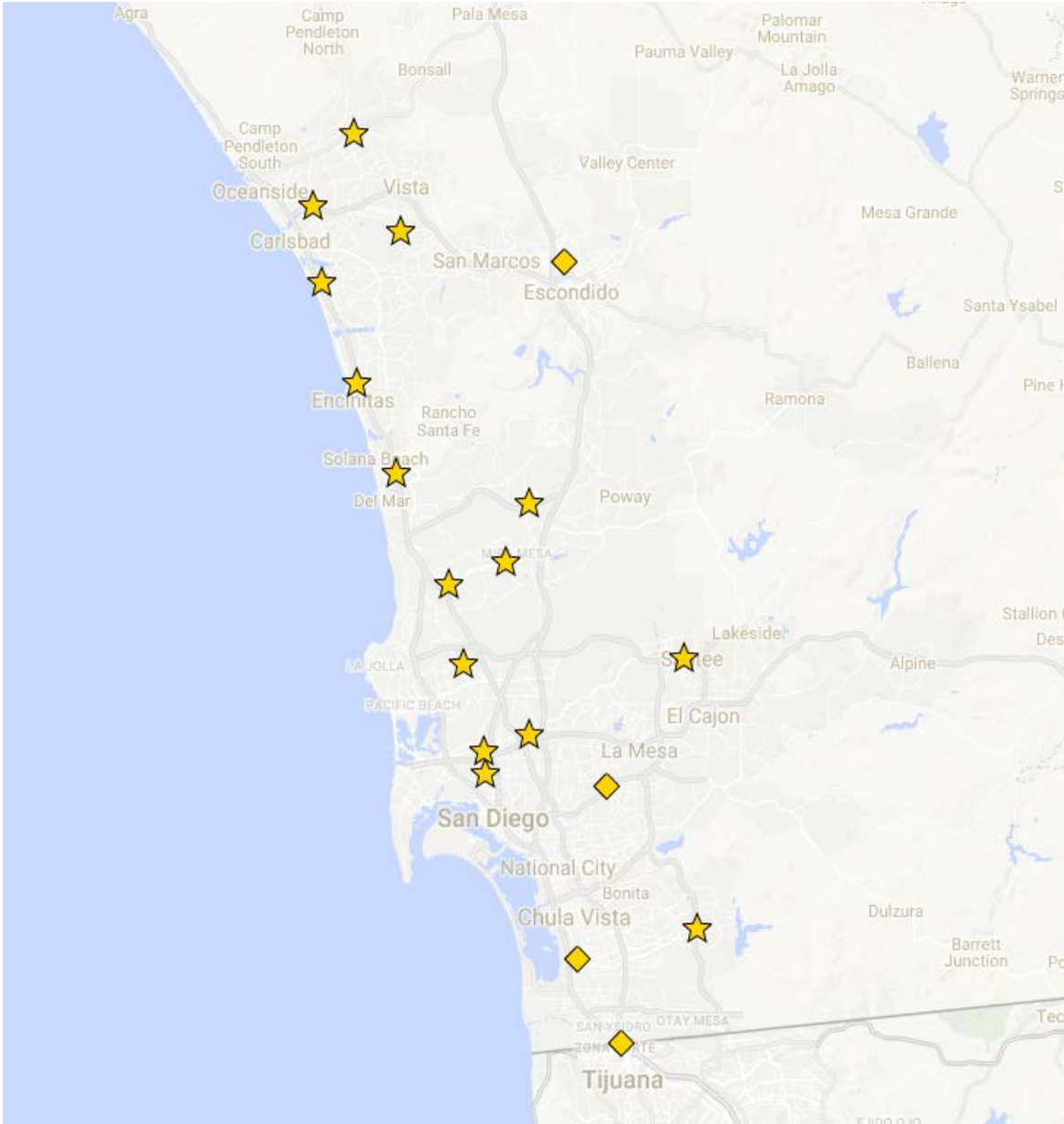
**Appendix A: Public Fast-Charging Station Maps**  
**Greater Los Angeles Area Network – Operational and Under Construction Sites as of 12/5/2017**



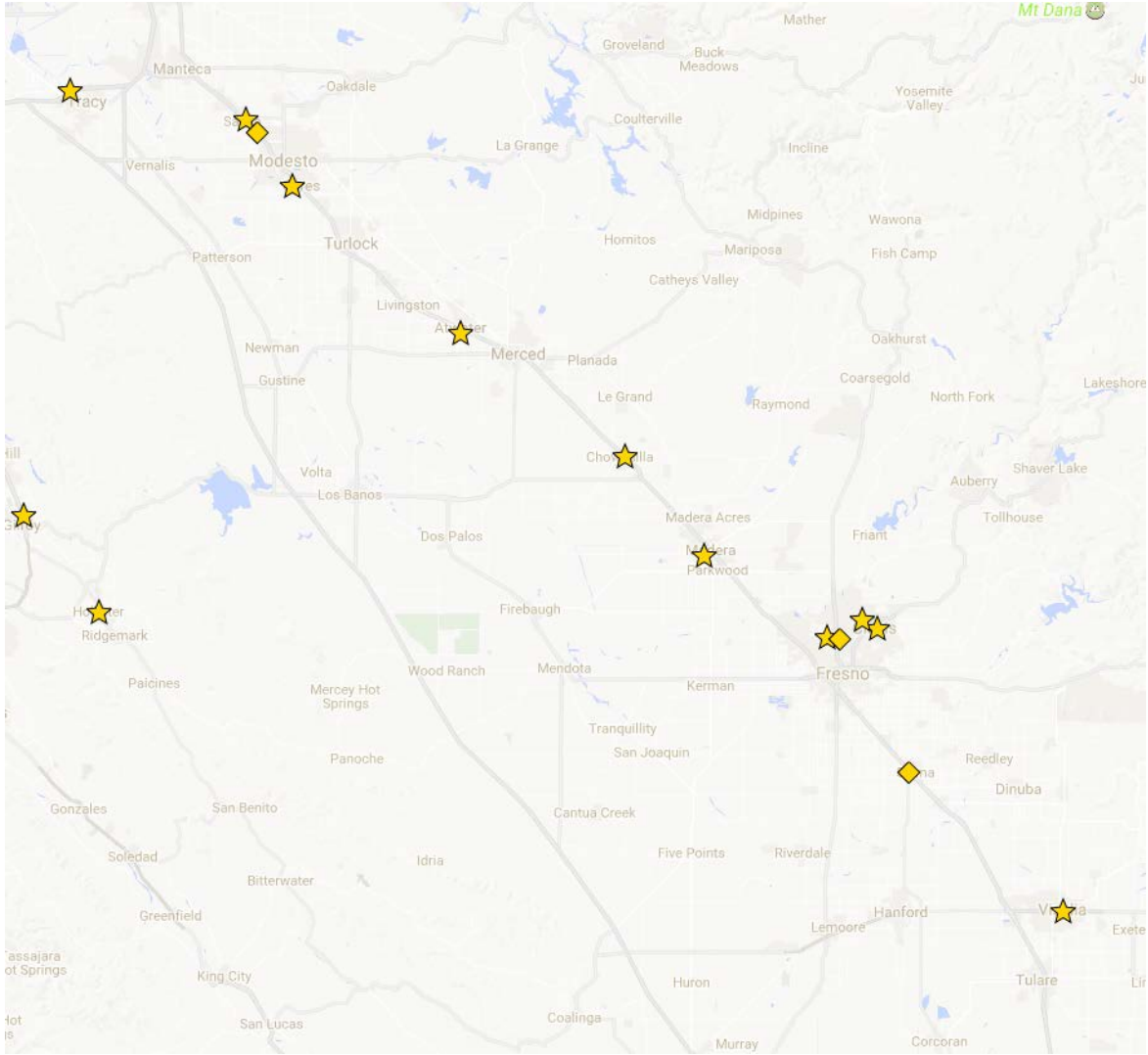
San Francisco Bay Area Network – Operational and Under Construction Sites as of 12/5/2017



**San Diego Area Network – Operational and Under Construction Sites as of 12/5/2017**

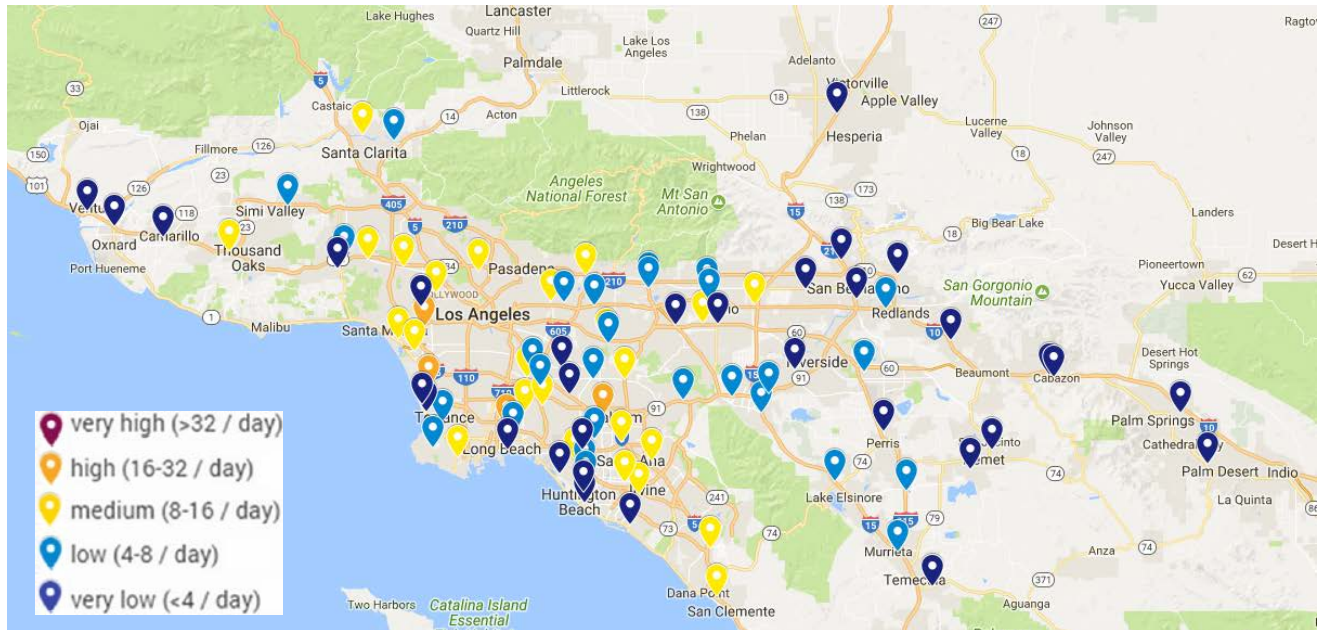


**San Joaquin Valley Network – Operational and Under Construction Sites as of 12/5/2017**

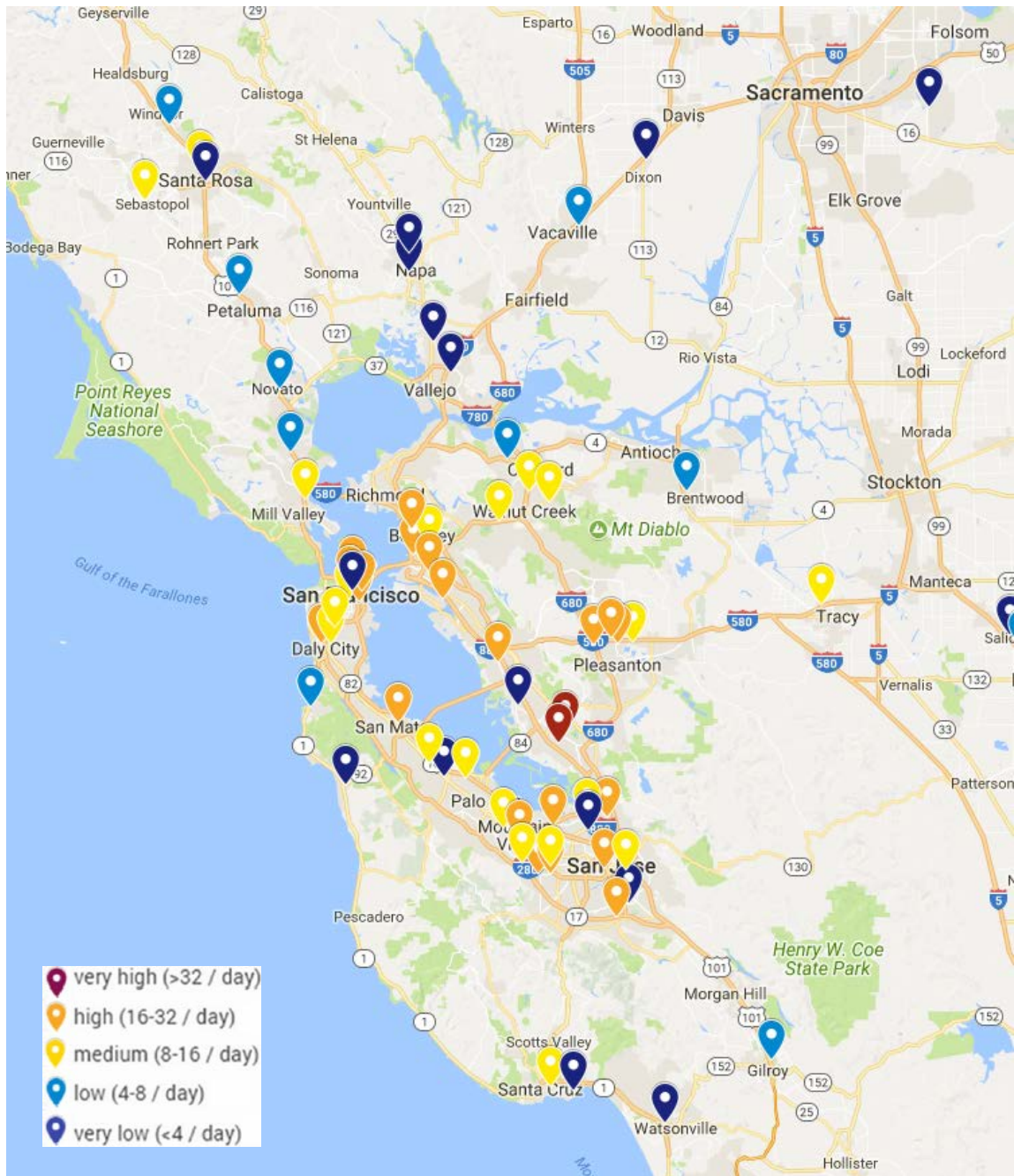




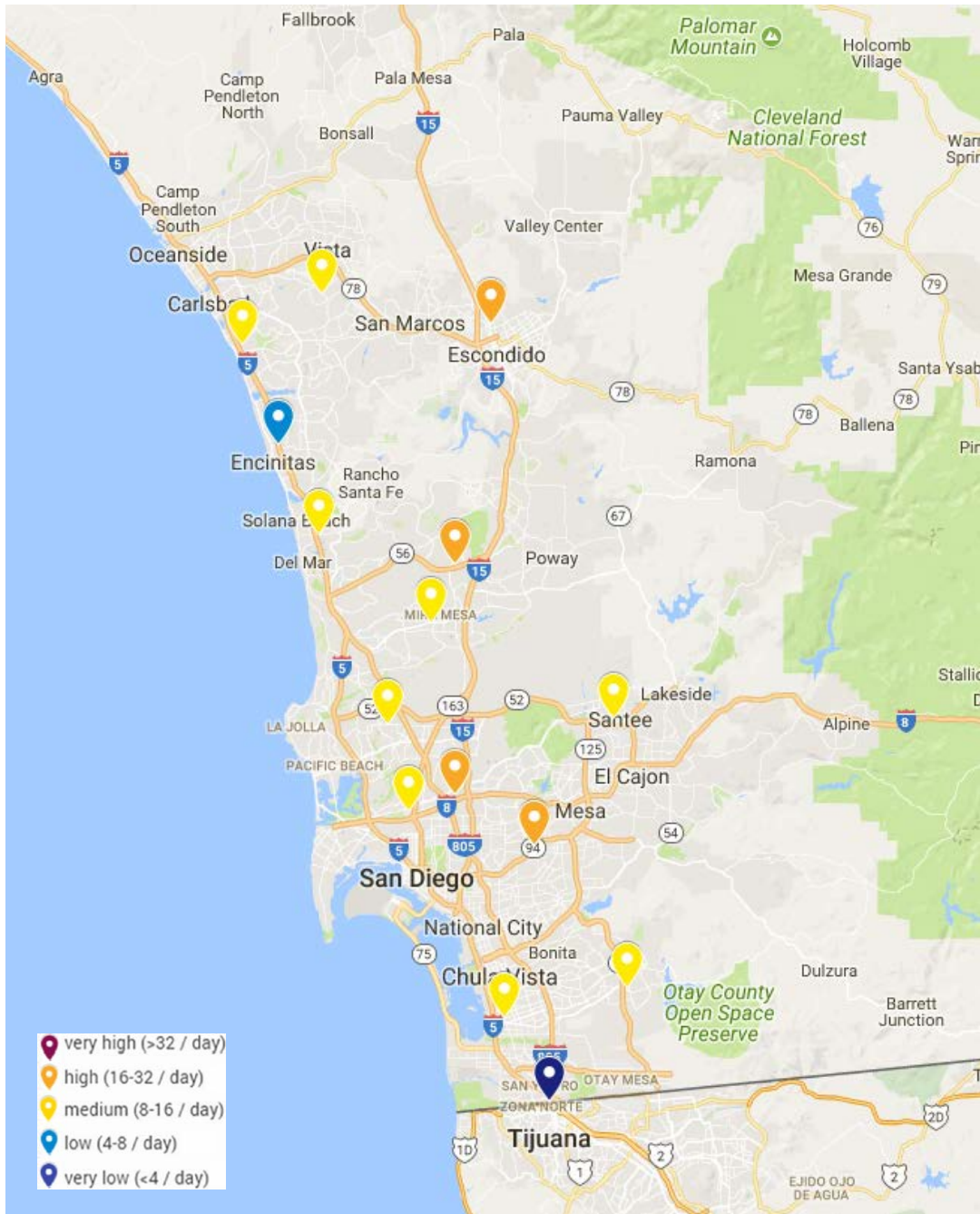
## Greater Los Angeles Area Network – Daily DCFC Charging Station Utilization, November 2017



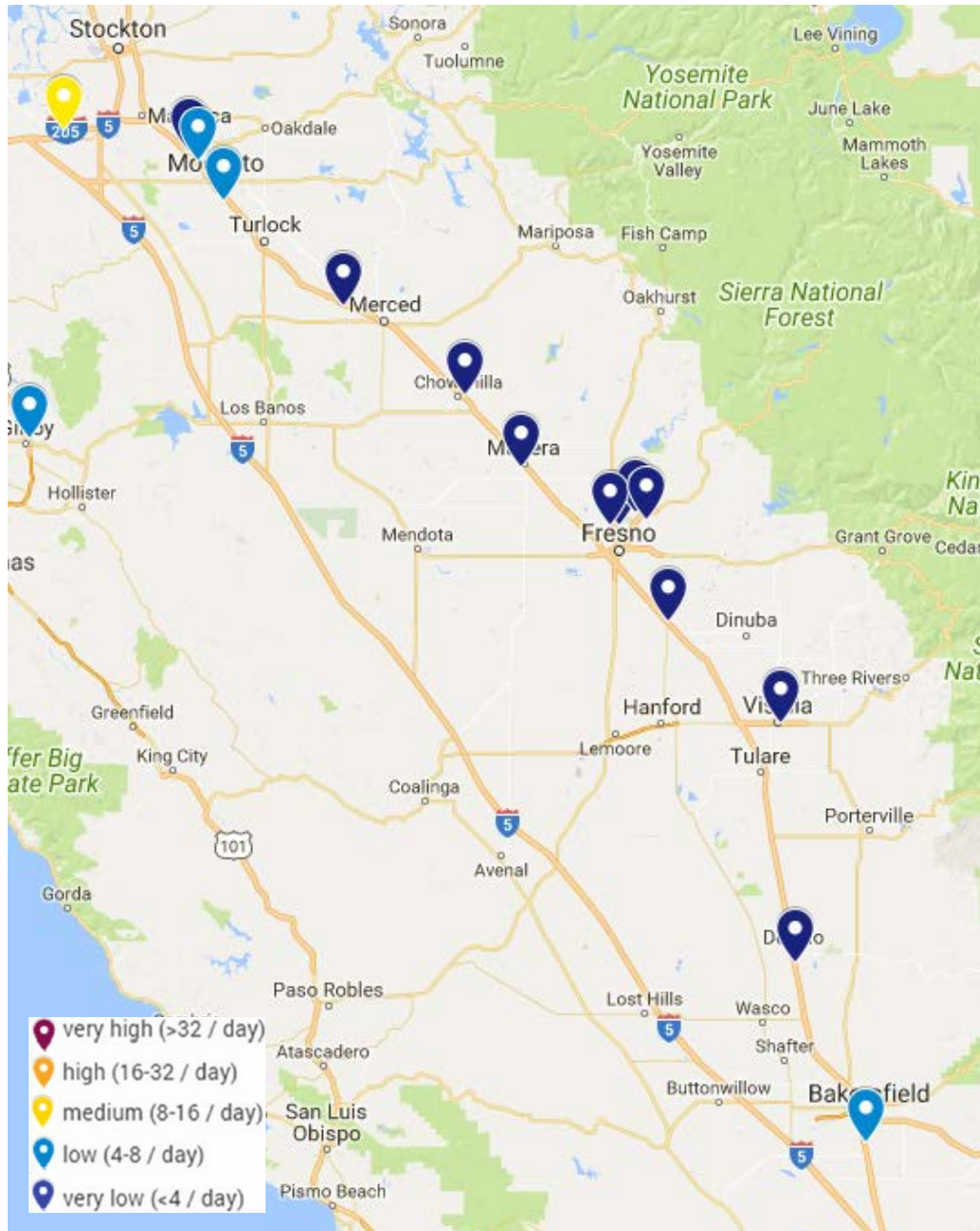
## San Francisco Bay Area Network – Daily DCFC Charging Station Utilization, November 2017



## San Diego Area Network – Daily DCFC Charging Station Utilization, November 2017



San Joaquin Valley Network – Daily DCFC Charging Station Utilization, November 2017



**Appendix B**

**Freedom Station Installation Detail**

See attached.

**APPENDIX A - Freedom Station Detail**  
**Dated as of: December 5, 2017**

<u>Name</u>	<u>Street Address</u>	<u>City</u>	<u>Region</u>	<u>Operational Date</u>	<u>PUMA</u>	<u>Both SAE &amp; CC</u>	<u>CES</u>	
<b>SF Bay Area</b>								
1 Westlake Shopping Center	75 Southgate Ave.	Daly City	SF Bay Area	6/24/2013		x	x	
2 Whole Foods Fremont	3111 Mowry Ave.	Fremont	SF Bay Area	9/25/2013		x		
3 Whole Foods SF	2001 Market Street	San Francisco	SF Bay Area	11/7/2013		x		
4 Vacaville Premium Outlets	321 Nut Tree Road	Vacaville	SF Bay Area	11/20/2013		x		
5 Livermore Premium Outlets	2774 Paragon Outlets Drive	Livermore	SF Bay Area	1/6/2014		x		
6 Walgreens SF	1175 Columbus	San Francisco	SF Bay Area	2/26/2014		x		
7 Public Market	5959 Shellmound St.	Emeryville	SF Bay Area	12/23/2013	x	x		
8 The Mall at Northgate	2150 Northgate Dr.	San Rafael	SF Bay Area	12/18/2013		x		
9 The Village at Corte Madera	1618 Redwood Hwy	Corte Madera	SF Bay Area	3/25/2014	x	x		
10 Whole Foods Cupertino	20955 Stevens Creek Blvd	Cupertino	SF Bay Area	4/29/2014		x		
11 Whole Foods Novato	790 De Long Ave	Novato	SF Bay Area	3/3/2014		x		
12 Whole Foods Telegraph Ave	3000 Telegraph Ave	Berkeley	SF Bay Area	4/2/2014		x		
13 Whole Foods Berkeley	1025 Gilman	Berkeley	SF Bay Area	11/12/2014		x	x	
14 Whole Foods San Jose	777 The Alameda	San Jose	SF Bay Area	12/5/2014	x	x		
15 Linda Mar	1227 Linda Mar Shopping Center	Pacifica	SF Bay Area	8/29/2014		x		
16 Whole Foods Lafayette	3502 Mt. Diablo Blvd	Lafayette	SF Bay Area	12/5/2014		x		
17 Whole Foods Los Altos	4800 El Camino Real	Los Altos	SF Bay Area	6/5/2014		x		
18 Rose Pavilion	3903 Santa Rita Rd.	Pleasanton	SF Bay Area	11/11/2014		x		
19 Great Mall	447 Great Mall Dr	Milpitas	SF Bay Area	6/24/2014		x		
20 Whole Foods Santa Rosa	733 Coddington Center	Santa Rosa	SF Bay Area	12/1/2014	x	x		
21 Petaluma Outlets	2200 Petaluma Blvd North	Petaluma	SF Bay Area	2/11/2014	x	x		
22 Nob Hill Foods Mountain View	1250 Grant Rd	Mountain View	SF Bay Area	7/15/2014		x		
23 Crossroads	2316 Monument Blvd	Pleasant Hill	SF Bay Area	5/28/2014		x		
24 Santa Rosa Plaza	1071 Santa Rosa Plaza	Santa Rosa	SF Bay Area	12/1/2014	x	x		
25 Napa Outlets	629 Factory Stores Drive	Napa	SF Bay Area	1/30/2015		x		
26 Whole Foods Redwood City	1250 Jefferson Ave	Redwood City	SF Bay Area	3/13/2015		x	x	
27 Gateway Plaza-Vallejo	173 Plaza Drive	Vallejo	SF Bay Area	4/24/2015	x	x		
28 F&E Hayward	19691 Hesperian Blvd	Hayward	SF Bay Area	4/24/2015	x	x	x	
29 Stoneridge Mall	1700 Stoneridge Mall Rd	Pleasanton	SF Bay Area	4/30/2015		x		
30 Whole Foods Dublin	5200 Dublin Boulevard	Dublin	SF Bay Area	5/21/2015		x		
31 City of San Mateo	385 1st Ave	San Mateo	SF Bay Area	7/13/2015		x		
32 Fresh & Easy Sunnyvale	1180 N Fair Oaks Ave	Sunnyvale	SF Bay Area	8/4/2015		x	x	
33 Nob Hill Watsonville	1912 Main Street	Watsonville	SF Bay Area	8/27/2015		x	x	
34 Whole Foods Santa Cruz	911 Soquel Avenue	Santa Cruz	SF Bay Area	8/28/2015		x		
35 Whole Foods San Francisco (Potrero Hill)	50 Rhode Island St	San Francisco	SF Bay Area	10/9/2015	x	x		
36 Gilroy Premium Outlets	681 Leavesley Rd	Gilroy	SF Bay Area	11/16/2015		x	x	
37 San Francisco Premium Outlets	2774 Livermore Outlets Drive	Livermore	SF Bay Area	11/17/2015		x		
38 Lucky Fremont	5000 Mowry Ave.	Fremont	SF Bay Area	12/2/2015		x		
39 Lucky Daly City #707	6843 Mission Blvd.	Daly City	SF Bay Area	12/31/2015		x	x	
40 Legacy - Nineteen800	19800 Vallco Parkway	Cupertino	SF Bay Area	1/21/2016		x		
41 Whole Foods Oakland	230 Bay Place	Oakland	SF Bay Area	3/1/2016	x	x		
42 University of California - UC Hastings	333 Larkin Street	San Francisco	SF Bay Area	3/4/2016	x	x	x	
43 San Carlos Library	610 Elm St	San Carlos	SF Bay Area	7/21/2016		x		
44 Lucky Los Altos	2175 Grant Rd	Los Altos	SF Bay Area	8/18/2016		x		
45 Whole Foods San Francisco (Ocean Ave)	1150 Ocean Ave	San Francisco	SF Bay Area	9/21/2016		x		
46 Lucky Capitola #702	1475 41st Ave	Capitola	SF Bay Area	10/6/2016		x		
47 Fairfield - Verdant Freedom Station	3700 Casa Verde St	San Jose	SF Bay Area	10/18/2016		x	x	
48 Lucky Napa (Trancas St) #731	1312 Trancas St	Napa	SF Bay Area	10/18/2016		x		
49 Whole Foods San Francisco (Franklin)	1765 California St	San Francisco	SF Bay Area	10/24/2016	x	x		
50 Whole Foods San Francisco (SOMA)	399 4th St	San Francisco	SF Bay Area	10/24/2016	x	x	x	
51 Whole Foods Walnut Creek (Ygnacio Rd)	2941 Ygnacio Valley Rd	Walnut Creek	SF Bay Area	10/31/2016		x		
52 Walmart 5139 Dixon	235 E Dorset Dr	Dixon	SF Bay Area	11/1/2016		x	x	
53 Walmart 2553 Windsor	6650 Hembree Ln	Windsor	SF Bay Area	11/2/2016	x	x		
54 Walmart 5884 San Jose	5095 Almaden Expy	San Jose	SF Bay Area	11/4/2016		x		
55 Raley's Brentwood #336	2400 Sand Creek Rd	Brentwood	SF Bay Area	11/16/2016		x		
56 Lucky Sebastopol #777	776 Gravenstein Hwy N	Sebastopol	SF Bay Area	12/1/2016	x	x		
57 Lucky Martinez #725	1145 Arnold Dr	Martinez	SF Bay Area	12/1/2016		x		
58 Nob Hill Alameda #632	2531 Blanding Ave	Alameda	SF Bay Area	12/2/2016		x		
59 Marsh Manor Shopping Center	3640 Florence St	Redwood City	SF Bay Area	12/2/2016		x	x	
60 New Leaf Half Moon Bay	150 San Mateo Rd	Half Moon Bay	SF Bay Area	1/9/2017		x	x	
61 Cupertino Village	10869 N Wolfe Rd	Cupertino	SF Bay Area	12/19/2016		x		
62 Raley's Rancho Cordova #440	4030 Sunrise Blvd	Rancho Cordova	SF Bay Area	5/10/2017		x		
63 Walmart 5435 San Jose (Story Rd)	777 Story Rd	San Jose	SF Bay Area	6/14/2017		x	x	
64 Lucky Hollister #719	291 Mcrray St	Hollister	SF Bay Area	8/8/2017		x		
65 City of Union City - Smith St. Lot	3960 SMITH ST	Union City	SF Bay Area	11/30/2017		x		
66 Lucky San Jose #758	565 W Capitol Expy	San Jose	SF Bay Area	11/28/2017		x		
67 ABB San Jose Headquarters	3055 Orchard Dr.	San Jose	SF Bay Area	11/22/2017		x		
68 Lucky Sand City #772	2000 California Ave	Sand City	SF Bay Area	11/17/2017		x		
69 New Seasons Sunnyvale	760 E El Camino Real	Sunnyvale	SF Bay Area	11/7/2017		x		
70 Walmart #2697 Antioch	4893 Lone Tree Way	Antioch	SF Bay Area	10/30/2017	x	x		
71 Walmart #1651 American Canyon	7011 Main St	American Canyon	SF Bay Area	10/26/2017		x	x	
72 City of St. Helena	1304 Oak Ave	Saint Helena	SF Bay Area	pending energization		x		
					<b>72</b>	<b>16</b>	<b>72</b>	<b>16</b>
<b>San Diego</b>								
1 Fashion Valley	7007 Friars Road	San Diego	San Diego	9/18/2013		x		
2 Las Americas Premium Outlets	4211 Camino De La Plaza	San Diego	San Diego	10/29/2013	x	x	x	
3 Flower Hill Promenade	2600 Via De La Valle	Del Mar	San Diego	12/20/2014		x		
4 Carlsbad Premium Outlets	5620 Paseo Del Norte	Carlsbad	San Diego	12/6/2013		x		
5 Broadway Plaza	1166 Broadway	Chula Vista	San Diego	1/6/2014	x	x	x	
6 SDG&E Innovation Center	4750 EV Clairemont Mesa Blvd	San Diego	San Diego	3/9/2014		x		
7 Rancho Penasquitos	13255 Black Mountain Rd	San Diego	San Diego	3/31/2014		x		
8 Del Norte Plaza	330 West El Norte Plaza	Escondido	San Diego	3/9/2014	x	x		
9 Fenton Marketplace	2482 Friars Rd	San Diego	San Diego	2/5/2015		x		
10 San Diego Tech Center	9605 Scranton Rd	San Diego	San Diego	2/27/2015		x		
11 Mira Mesa Mall	8110 - 8340 Mira Mesa Blvd	San Diego	San Diego	3/31/2015		x		
12 Melrose Village	1601 South Melrose Drive	Vista	San Diego	5/21/2015		x		
13 Walmart - San Diego # 2479	3412 College Ave	San Diego	San Diego	11/3/2016	x	x	x	
14 Walmart - Chula Vista #3516	1360 Eastlake Pkwy	Chula Vista	San Diego	11/10/2016		x		
15 Lazy Acres - Encinitas	150 Encinitas Blvd	Encinitas	San Diego	12/9/2016		x		

**APPENDIX A - Freedom Station Detail**  
**Dated as of: December 5, 2017**

Name	Street Address	City	Region	Operational Date	PUMA	Both SAE & CC	CES
16 Santee Trolley	9846 Mission Gorge Rd	Santee	San Diego	6/8/2017		x	
17 Walmart - Oceanside #2245	705 College Blvd	Oceanside	San Diego	12/5/2017		x	
18 Lazy Acres - Hillcrest	422 W Washington St	San Diego	San Diego	9/27/2017		x	
19 Camino Town and Country	2227 S El Camino Real	Oceanside	San Diego	pending energization		x	
					19	4	19
							3
<b>LA Basin</b>							
1 Camarillo Premium Outlets	900 1/2 Camarillo Center Dr.	Camarillo	LA Basin	11/11/2013		x	
2 Walgreens Tarzana	5353 Mecca Ave.	Tarzana	LA Basin	3/24/2014		x	
3 Outlets at Orange	20 City Blvd W	Orange	LA Basin	4/21/2014		x	
4 Westminster Mall	1025 Westminster Mall	Westminster	LA Basin	5/30/2014		x	x
5 Brea Mall	200 Brea Mall	Brea	LA Basin	5/2/2014		x	
6 Los Cerritos Center	200 Los Cerritos Mall	Cerritos	LA Basin	6/4/2014		x	x
7 Stonewood Center	306 Stonewood Street	Downey	LA Basin	3/28/2014		x	
8 Larwin Square	654 East 1st Street	Tustin	LA Basin	3/31/2014		x	
9 Walgreens Huntington Beach	19501 Beach Boulevard	Huntington Beach	LA Basin	8/14/2014		x	
10 Corona Hills Plaza	360 McKinley Street	Corona	LA Basin	9/2/2014		x	
11 Hines Warner Center	5700 Canoga Ave	Woodland Hills	LA Basin	3/28/2014		x	
12 Cabazon Outlets	48400 Seminole Drive	Cabazon	LA Basin	4/23/2014	x	x	
13 Country Fair SC	12013 Central Avenue	Chino	LA Basin	5/20/2014		x	
14 Inland Center	500 Inland Center Drive	San Bernardino	LA Basin	6/2/2014	x	x	x
15 Oaks Mall	350 W Hillcrest Drive	Thousand Oaks	LA Basin	4/30/2014		x	
16 Pacific View Mall	3301 East Main Street	Ventura	LA Basin	4/23/2014		x	
17 Pavilions Place	1600 Beach Blvd	Westminster	LA Basin	9/19/2014		x	
18 Bristol Plaza	3361 South Bristol St	Santa Ana	LA Basin	12/2/2014		x	
19 Shops at Mission Viejo	555 Shops At Mission Viejo	Mission Viejo	LA Basin	6/2/2014		x	
20 City of Hermosa Beach Parking	1334 Hermosa Avenue	Hermosa Beach	LA Basin	7/30/2014		x	
21 Dunlap - Huntington Harbor	16821 Algonquin St	Huntington Beach	LA Basin	9/15/2014		x	
22 8000 Sunset Strip	8000 Sunset Strip	Los Angeles	LA Basin	2/19/2015		x	
23 Tarragona	1000 N. Western Avenue	San Pedro	LA Basin	8/13/2014		x	
24 Morongo Casino	49500 Seminole Drive	Cabazon	LA Basin	3/4/2015	x	x	
25 Plaza Rio Vista	67800 Vista Chino	Cathedral City	LA Basin	3/5/2015	x	x	
26 Savi Ranch- Yorba Linda	23030 1/2 Eastpark Dr	Yorba Linda	LA Basin	1/30/2015		x	
27 F&E Manhattan Beach	700-C Rosecrans Ave	Manhattan Beach	LA Basin	2/5/2015		x	
28 Ontario Mills	1 Mills Circle	Ontario	LA Basin	3/4/2015		x	
29 F&E Long Beach	3300 Atlantic Avenue	Long Beach	LA Basin	1/28/2015		x	x
30 F&E Norwalk	10930 Rosecrans Ave	Norwalk	LA Basin	2/25/2015		x	
31 F&E Signal Hill	2475 Cherry Ave	Signal Hill	LA Basin	2/5/2015	x	x	
32 Gelson's Calabasas	22277 Mulholland Hwy	Calabasas	LA Basin	3/20/2015		x	
33 Playa Vista Community Center	5510 Lincoln Blvd	Los Angeles	LA Basin	3/30/2015		x	
34 F&E Calimesa #1238	1126 Calimesa	Calimesa	LA Basin	4/7/2015	x	x	
35 Mall of Victor Valley	14370 Bear Valley Rd	Victorville	LA Basin	4/7/2015	x	x	
36 Gelsons Sherman Oaks	4520 Van Nuys Blvd	Sherman Oaks	LA Basin	4/22/2015		x	
37 Anaheim Plaza	510 N Euclid St.	Anaheim	LA Basin	5/6/2015		x	x
38 F&E Rosemead #1445	9026 E. Valley Blvd	Rosemead	LA Basin	5/13/2015	x	x	x
39 Sassounian Huntington Beach	21190 Beach Blvd	Huntington Beach	LA Basin	5/21/2015		x	
40 Lincoln Place Apartments	1050 Frederick Street	Venice	LA Basin	9/1/2014		x	
41 Whole Foods Redondo Beach	405 N. PCH	Redondo	LA Basin	7/10/2015		x	
42 Canyon Country Plaza	19242 Soledad Canyon	Santa Clarita	LA Basin	7/20/2015		x	
43 Esplanade Shopping Center	195 W. Esplanade Dr	Oxnard	LA Basin	9/29/2015		x	
44 Ince Garage	9290 Culver Blvd	Culver City	LA Basin	10/13/2015		x	
45 F&E Ontario #1164	2275 S. Euclid Ave	Ontario	LA Basin	11/23/2015		x	x
46 Gateway Plaza - Santa Fe Springs	10629 Carmenita Road	Santa Fe Springs	LA Basin	12/4/2015		x	x
47 Lakewood Center	500 Lakewood Center Mall	Lakewood	LA Basin	1/8/2016		x	
48 Del Amo Fashion Center	3525 West Carson Street	Torrance	LA Basin	1/19/2016		x	
49 2Rodeo - CBRE	2 Rodeo	Beverly Hills	LA Basin	3/3/2016		x	
50 Ocean View Plaza	638 Camino De Los Mares	San Clemente	LA Basin	4/4/2016		x	
51 The Current	707 E. Ocean Blvd.	Long Beach	LA Basin	4/26/2016	x	x	
52 Promenade at Downey	8830 Apollo Way	Downey	LA Basin	4/26/2016		x	x
53 Santa Fe Trail Plaza	10601 Valley Blvd	El Monte	LA Basin	6/2/2016	x	x	
54 Puente Hills Town Center	17342 Colima Road	Rowland Heights	LA Basin	6/3/2016		x	x
55 Serfas Service Station, LLC	800 Serfas Club Dr.	Corona	LA Basin	6/14/2016		x	
56 Las Palmas Shopping Center - Paragon	42370 Bob Hope Dr	Rancho Mirage	LA Basin	7/28/2016	x	x	
57 Lake Elsinore Outlet Mall	17600 Collier Ave	Lake Elsinore	LA Basin	8/11/2016		x	
58 Town Center Gateway - Menifee	30340 Haun Rd	Menifee	LA Basin	9/16/2016		x	
59 Walmart Murrieta #2952	41200 Murrieta Hot Springs Rd	Murrieta	LA Basin	10/14/2016		x	
60 Walmart Garden Grove #4171	11822 Gilbert St	Garden Grove	LA Basin	10/24/2016		x	
61 Walmart Glendora #1941	1950 Auto Centre Dr	Glendora	LA Basin	11/1/2016		x	
62 Walmart Duarte store #2401	1600 Mountain Ave	Duarte	LA Basin	11/2/2016		x	x
63 Walmart Baldwin Park # 3522	3250 Big Dalton Ave	Baldwin Park	LA Basin	11/2/2016		x	x
64 Walmart Corona #2842	1290 E Ontario Ave	Corona	LA Basin	11/9/2016		x	
65 Walmart Ontario #3796	1333 N Mountain Ave	Ontario	LA Basin	11/17/2016		x	x
66 Walmart Upland #1992	1540 W Foothill Blvd	Upland	LA Basin	11/17/2016		x	
67 Walmart City of Industry #2251	17150 Gale Ave	City of Industry	LA Basin	11/17/2016		x	x
68 Bridgeport Marketplace	23841 Newhall Ranch Rd	Valencia	LA Basin	11/18/2016		x	
69 The Americana at Brand	889 Americana Way	Glendale	LA Basin	11/23/2016		x	x
70 Temecula Brixmor - Vail Ranch Center	31685 Highway 79 South	Temecula	LA Basin	12/2/2016		x	
71 Walmart Simi Valley # 5685	2801 Cochran St	Simi Valley	LA Basin	12/2/2016		x	
72 Walmart Highland #1914	4210 East Highland Ave	Highland	LA Basin	12/4/2016	x	x	
73 Promenade on the Peninsula	550 Deep Valley Drive	Rolling Hills Estates	LA Basin	12/4/2016		x	
74 Oceanwest Deli	2600 Michelson Dr	Irvine	Los Angeles	1/12/2017		x	
75 Walmart #1693 Redlands	2050 W Redlands Blvd	Redlands	Los Angeles	1/6/2017		x	
76 Walmart La Habra #3248	1340 S Beach Blvd	La Habra	Los Angeles	4/6/2017		x	
77 San Dimas Plaza	877 W Arrow Hwy	San Dimas	Los Angeles	4/12/2017		x	
78 Walmart Huntington Beach #2636	8230 Talbert Ave	Huntington Beach	Los Angeles	5/17/2017		x	
79 WinCo - Moreno Valley	12882 Day St	Moreno Valley	Los Angeles	6/1/2017		x	
80 IQ Air - La Mirada	14351 Firestone Blvd	La Mirada	Los Angeles	8/14/2017		x	
81 Walmart #5072 Torrance	19503 Normandie Ave	Torrance	Los Angeles	12/5/2017		x	x
82 Newport Beach City Hall	100 Civic Center Dr	Newport Beach	Los Angeles	11/22/2017		x	
83 Walmart #2495 Westminster	13331 Beach Blvd	Westminster	Los Angeles	11/15/2017		x	
84 Walmart #2288 Pomona	80 Rio Rancho Rd	Pomona	Los Angeles	11/15/2017	x	x	
85 Walmart #3276 San Bernardino	4001 Hallmark Pkwy	San Bernardino	Los Angeles	11/9/2017	x	x	

**APPENDIX A - Freedom Station Detail**  
**Dated as of: December 5, 2017**

Name	Street Address	City	Region	Operational Date	PUMA	Both SAE & CC	CES	
86 Walmart # 1756 Fontana	17251 Foothill Blvd	Fontana	Los Angeles	10/30/2017	x	x	x	
87 Walmart #1747 Perris	1800 N Perris Blvd	Perris	Los Angeles	10/30/2017	x	x	x	
88 Walmart #2028 Riverside	5200 Van Buren Blvd	Riverside	Los Angeles	10/30/2017		x	x	
89 Walmart #3464 Chino	3943 Grand Ave	Chino	Los Angeles	10/4/2017		x		
90 Walmart #1853 Hemet	1231 S Sanderson Ave	Hemet	Los Angeles	9/9/2017	x	x		
91 Walmart #5425 San Jacinto	1861 S San Jacinto Ave	San Jacinto	Los Angeles	9/9/2017	x	x		
92 Rialto Marketplace	1310 S Riverside Ave	Rialto	Los Angeles	pending energization		x	x	
93 Bristol Farms West Hollywood	9039 Beverly Blvd	West Hollywood	Los Angeles	pending energization		x		
94 Newport Coast Community Center	6401 San Joaquin Hills Rd	Newport Beach	Los Angeles	pending energization		x		
					94	18	94	20
<b>San Joaquin Valley</b>								
1 Applegate Ranch	1000 Commerce Avenue	Atwater	SJV	10/28/2014		x		
2 West Valley Mall	3200 N Naglee Road	Tracy	SJV	2/6/2015		x		
3 Fashion Fair Mall	563 E. Shaw Ave.	Fresno	SJV	4/1/2015	x	x		
4 Vine Fuels Salida	4530 Kiernan Avenue	Salida	SJV	8/5/2015		x		
5 Clovis Commons	695 W Herndon Avenue	Clovis	SJV	9/16/2015		x		
6 Whole Foods Fresno	650 W Shaw Ave	Fresno	SJV	9/17/2015		x		
7 Vine Fuels - Ceres	1240 E Whitmore Ave.	Ceres	SJV	10/26/2015		x	x	
8 Vintage Faire Mall	3401 Dale Road	Modesto	SJV	11/9/2015	x	x		
9 City of Clovis	748 5th St.	Clovis	SJV	11/20/2015		x		
10 Swan Court Hotel	2950 Pea Soup Anderson Blvd.	Selma	SJV	2/2/2016	x	x	x	
11 City of Visalia	320 E Acequia Ave.	Visalia	SJV	7/22/2016		x		
12 Save Mart Chowchilla #103	1225 E Robertson Blvd	Chowchilla	SJV	8/12/2016		x		
13 Walmart Bakersfield #1574 (Colony St.)	6225 Colony St	Bakersfield	SJV	11/2/2016	x	x	x	
14 Save Mart Madera (Howard Rd) #77	1504 Howard Rd	Madera	SJV	11/7/2016		x		
15 Walmart 5215 Delano	530 Woollomes Ave	Delano	SJV	11/9/2016		x	x	
					15	4	15	4
<b>Totals</b>					<b>200</b>	<b>42</b>	<b>200</b>	<b>43</b>
						<b>PUMA</b>		<b>CES</b>
						21.3%		21.8%



**Appendix C**  
**Make-Readies Detail**

See attached.

**APPENDIX B: Make-Readies Detail**

**Dated as of: December 5, 2017**

Name	Street Address	City	IOU	Market	Type	Host	Contract Date	Stubs	Completion	Start-up	Deed	Restricted	CES
									Date	Period End	Housing		
<b>Completed installations</b>													
1	The Terraces at Emery Station	Emeryville	PGE	SF	Workplace	Wareham Development	3/26/2013	10	8/29/2013	2/28/2015	N/A	No	No
2a	Solterra EcoLuxury Apartments (Array 1)	San Diego	SDGE	SD	Multi-Family	HG Fenton	5/24/2013	10	5/23/2013	11/23/2014	No	No	No
2b	Solterra EcoLuxury Apartments (Array 2)	San Diego	SDGE	SD	Multi-Family	HG Fenton	5/24/2013	10	5/23/2013	11/23/2014	No	No	No
2c	Solterra EcoLuxury Apartments (Array 3)	San Diego	SDGE	SD	Multi-Family	HG Fenton	5/24/2013	10	5/23/2013	11/23/2014	No	No	No
2d	Solterra EcoLuxury Apartments (Array 4)	San Diego	SDGE	SD	Multi-Family	HG Fenton	5/24/2013	10	5/23/2013	11/23/2014	No	No	No
3	Energy Solutions	449 15th St.	Oakland	PGE	SF	Workplace	Energy Solutions	9/19/2013	6	12/4/2013	6/4/2015	N/A	Yes
4	Santa Monica Media Center	2100 Colorado Ave.	Santa Monica	SCE	LA	Workplace	Kilroy Realty	9/12/2013	4	1/10/2014	7/10/2015	N/A	No
5	NRG Marsh Landing	3201-C Wilbur Ave	Antioch	PGE	SF	Workplace	NRG	9/5/2013	10	12/11/2013	6/11/2015	N/A	Yes
6	Towers at Costa Verde	8775 Costa Verde	San Diego	SDGE	SD	Multi-Family	Garden Communities, Inc.	9/11/2013	10	1/10/2014	7/10/2015	No	No
7	NRG Potrero	1201 Illinois St.	San Francisco	PGE	SF	Workplace	NRG	11/21/2013	2	1/31/2014	7/31/2015	N/A	No
8	NRG Pittsburg	696 W. 10th St.	Pittsburg	PGE	SF	Workplace	NRG	11/21/2013	6	1/20/2014	7/20/2015	N/A	No
9	Linear Technology	790 Sycamore Dr.	Milpitas	PGE	SF	Workplace	Linear Technology Corp.	11/18/2013	8	5/9/2014	11/9/2015	N/A	No
10	Pacific Ridge Corporate Centre	5790 Fleet St.	Carlsbad	SDGE	SD	Workplace	Fleet Pacific Ridge, LLC	1/15/2014	10	5/7/2014	11/7/2015	N/A	No
11	Diablo View Apartments	4265 Clayton Rd.	Concord	PGE	SF	Multi-Family	Diablo View, LLC	2/2/2014	8	5/14/2014	11/14/2015	No	No
12	Apex Apartments	1102 S. Abel St.	Milpitas	PGE	SF	Multi-Family	Lyon Communities	10/31/2013	6	4/17/2014	10/17/2015	No	No
13	Cross Pointe Apartments	5100 Vista Grande Drive	Antioch	PGE	SF	Multi-Family	Sequoia Equities	11/20/2013	6	5/30/2014	11/30/2015	No	No
14	Flora Apartments	140 Flora Avenue	Walnut Creek	PGE	SF	Multi-Family	Sequoia Equities	11/20/2013	2	5/15/2014	11/15/2015	No	No
15	Mill Springs Park	1809 Railroad Avenue	Livermore	PGE	SF	Multi-Family	Sequoia Equities	11/20/2013	4	5/21/2014	11/21/2015	No	No
16	Plum Tree Apartments	1097 Maywood Lane	Martinez	PGE	SF	Multi-Family	Sequoia Equities	11/20/2013	4	6/3/2014	12/3/2015	No	No
17	River Oaks Apartments	1000 Allison Drive	Vacaville	PGE	SF	Multi-Family	Sequoia Equities	11/20/2013	10	6/4/2014	12/4/2015	No	No
18	Sterling Heights Apartments	150 Rankin Way	Benecia	PGE	SF	Multi-Family	Sequoia Equities	11/20/2013	4	5/27/2014	11/27/2015	No	No
19	Tanglewood Apartments	1880 Cowell Blvd	Davis	PGE	SF	Multi-Family	Sequoia Equities	11/20/2013	6	6/3/2014	12/3/2015	No	No
20	University Village Davis	625 Cantrell Drive	Davis	PGE	SF	Multi-Family	Sequoia Equities	11/20/2013	4	6/3/2014	12/3/2015	No	No
21	Valley Ridge Apartments	900 Roanoke Drive	Martinez	PGE	SF	Multi-Family	Sequoia Equities	11/20/2013	4	6/2/2014	12/2/2015	No	No
22	Villa Palms Apartments	51 Murdell Lane	Livermore	PGE	SF	Multi-Family	Sequoia Equities	11/20/2013	4	5/22/2014	11/22/2015	No	No
23	NRG Ivanpah	100302 Yates Well Rd.	Nipton	SCE	LA	Workplace	NRG	2/26/2014	4	7/8/2014	1/8/2016	N/A	No
24	Autry Garage	10202 W. Washington Blvd	Culver City	SCE	LA	Workplace	Sony Pictures Entertainment	3/27/2014	10	7/23/2014	1/23/2016	N/A	No
25	Culver Parking Structure	10202 W. Washington Blvd	Culver City	SCE	LA	Workplace	Sony Pictures Entertainment	3/27/2014	10	7/23/2014	1/23/2016	N/A	No
26	Culver Studios (TCSOB)	9050 W. Washington Blvd	Culver City	SCE	LA	Workplace	Sony Pictures Entertainment	3/27/2014	10	7/23/2014	1/23/2016	N/A	No
27	Overland Parking Structure	10202 W. Washington Blvd	Culver City	SCE	LA	Workplace	Sony Pictures Entertainment	3/27/2014	10	7/23/2014	1/23/2016	N/A	No
28	SPP Garage	10000 W. Washington Blvd	Culver City	SCE	LA	Workplace	Sony Pictures Entertainment	3/27/2014	10	7/23/2014	1/23/2016	N/A	No
29	Thalberg North Garage	10202 W. Washington Blvd	Culver City	SCE	LA	Workplace	Sony Pictures Entertainment	3/27/2014	10	7/23/2014	1/23/2016	N/A	No
30	Casa Mira View I	11195 Westview Pkwy	San Diego	SDGE	SD	Multi-Family	Garden Communities, Inc.	5/14/2014	10	8/20/2014	2/20/2016	Yes	No
31	Torrey Hills Luxury Apartments	10880 West Ocean Air Dr.	San Diego	SDGE	SD	Multi-Family	Garden Communities, Inc.	2/27/2014	8	7/30/2014	1/30/2016	Yes	No
32	Circa 37	7800 Westside Drive	San Diego	SDGE	SD	Workplace	Sudberry Properties	5/1/2014	5	7/7/2014	1/7/2016	N/A	No
33	Terraces at Copley Point	5887 Copley Drive	San Diego	SDGE	SD	Workplace	Sudberry Properties	5/5/2014	10	7/7/2014	1/7/2016	N/A	Yes
34	2175 Market	2175 Market St.	San Francisco	PGE	SF	Multi-Family	Forest City	5/21/2014	6	7/25/2014	1/25/2016	Yes	No
35a	Stoneridge Apartments (Array 1)	6250 Stoneridge Mall Rd.	Pleasanton	PGE	SF	Multi-Family	Lyon Communities	11/22/2013	4	8/15/2014	2/15/2016	No	No
35b	Stoneridge Apartments (Array 2)	6250 Stoneridge Mall Rd.	Pleasanton	PGE	SF	Multi-Family	Lyon Communities	11/22/2013	4	8/15/2014	2/15/2016	No	No
35c	Stoneridge Apartments (Array 3)	6250 Stoneridge Mall Rd.	Pleasanton	PGE	SF	Multi-Family	Lyon Communities	11/22/2013	4	8/15/2014	2/15/2016	No	No
36	17 Mile Drive Village	1012 Pacific Grove Lane	Pacific Grove	PGE	SF	Multi-Family	Sequoia Equities	11/20/2013	3	7/3/2014	1/3/2016	No	No
37	Park Central Apartments	1400 Technology Lane	Petaluma	PGE	SF	Multi-Family	Sequoia Equities	11/20/2013	6	8/12/2014	2/12/2016	No	No
38	Park Ridge Apartments	4949 Snyder Lane	Rohnert Park	PGE	SF	Multi-Family	Sequoia Equities	11/20/2013	8	6/24/2014	12/24/2015	No	No
39	Rosewalk Apartments	3601 Copperfield Drive	San Jose	PGE	SF	Multi-Family	Sequoia Equities	11/20/2013	10	6/6/2014	12/6/2015	No	No
40	Sandpiper Village Apartments	999 Marshall Road	Vacaville	PGE	SF	Multi-Family	Sequoia Equities	11/20/2013	4	5/26/2014	11/26/2015	No	No
41	Shadow Oaks Apartments	202 Calvert Drive	Cupertino	PGE	SF	Multi-Family	Sequoia Equities	11/20/2013	4	6/24/2014	12/24/2015	No	No
42	Sharps & Flats Apartments	1660 Drew Circle	Davis	PGE	SF	Multi-Family	Sequoia Equities	11/20/2013	4	8/22/2014	2/22/2016	No	No
43	Tower 737 Apartments	737 Post Street	San Francisco	PGE	SF	Multi-Family	Sequoia Equities	11/20/2013	4	6/24/2014	12/24/2015	Yes	No
44	Trinity House Apartments	1812 Trinity Avenue	Walnut Creek	PGE	SF	Multi-Family	Sequoia Equities	11/20/2013	2	5/15/2014	11/15/2015	No	No
45	Silicon Image	1140 Arques Ave.	Sunnyvale	PGE	SF	Workplace	Silicon Image, Inc.	4/2/2014	10	6/24/2014	12/24/2015	N/A	No
46	Emery Station Joint Venture	5858 Horton	Emeryville	PGE	SF	Workplace	Wareham Development	4/10/2014	10	8/29/2014	2/29/2016	N/A	No
47	Emery Station Office II	5980 Horton	Emeryville	PGE	SF	Workplace	Wareham Development	4/10/2014	6	7/25/2014	1/25/2016	N/A	No
48	Butte College - Chico Campus	2320 Forest Ave	Chico	PGE	SF	Workplace	Butte College	6/24/2014	10	9/10/2014	3/10/2016	N/A	No
49a	Uptown District (Array 1)	1250-1270 Cleveland Ave.	San Diego	SDGE	SD	Multi-Family	Uptown District Owner's Association	1/14/2014	10	10/10/2014	4/10/2016	Condo	No
49b	Uptown District (Array 2)	1250-1270 Cleveland Ave.	San Diego	SDGE	SD	Multi-Family	Uptown District Owner's Association	1/14/2014	10	10/10/2014	4/10/2016	Condo	No
49c	Uptown District (Array 3)	1250-1270 Cleveland Ave.	San Diego	SDGE	SD	Multi-Family	Uptown District Owner's Association	1/14/2014	8	10/10/2014	4/10/2016	Condo	No
50	Lake Merced Hills	1100 Lake Merced Blvd.	San Francisco	PGE	SF	Multi-Family	Lake Merced Hills HOA	10/6/2014	16	12/4/2014	6/4/2016	Condo	No
51	The Marke	100 E. MacArthur Blvd	Santa Ana	SCE	LA	Multi-Family	Lyon Communities	6/9/2014	10	9/26/2014	3/26/2016	No	Yes
52	Crossroads Phase I	9120 Judicial Drive	San Diego	SDGE	SD	Multi-Family	Garden Communities, Inc.	7/15/2014	2	10/6/2014	4/6/2016	Yes	No
53	360 Residences	360 S. Market St.	San Jose	PGE	SF	Multi-Family	Pinnacle Family	8/29/2014	10	11/6/2014	5/6/2016	No	Yes
54	Mason O'Farrell Garage	325 Mason	San Francisco	PGE	SF	Workplace	Harsch Investment Properties	5/2/2014	10	10/1/2014	4/1/2016	N/A	Yes
55	District Administrative Complex	333 East 8th Street	Oakland	PGE	SF	Workplace	Peralta Community College District	5/24/2014	10	10/28/2014	4/28/2016	N/A	Yes

Name	Street Address	City	IOU	Market	Type	Host	Contract Date	Stubs	Completion Date	Start-up Period End	Deed Restricted	Housing	CES
56 The Highlands Apt Homes	11750 Mt. Vernon Ave	Grand Terrace	SCE	LA	Multi-Family	Sequoia Equities	1/22/2014	10	10/16/2014	4/16/2016	Yes	No	No
57 Portofino	2500 Northside drive	San Diego	SDGE	SD	Multi-Family	H.G. Fenton	4/30/2014	9	11/10/2014	5/10/2016	No	No	No
58 National Academy of Recording Arts and Sciences	3030 Olympic Blvd.	Santa Monica	SCE	LA	Workplace	Jamestown Company	9/29/2014	8	11/19/2014	5/19/2016	N/A	No	No
59 Lantana South	3301 Exposition Blvd.	Santa Monica	SCE	LA	Workplace	Jamestown Company	9/29/2014	8	11/12/2014	5/12/2016	N/A	No	No
60 Lantana West	2900 Olympic Blvd.	Santa Monica	SCE	LA	Workplace	Jamestown Company	9/29/2014	8	11/26/2014	5/26/2016	N/A	No	No
61 Riverfront	750 Camino de la Reina	San Diego	SDGE	SD	Multi-Family	H.G. Fenton	4/30/2014	8	9/11/2014	3/11/2016	No	No	No
62 El Dorado Hills - East	3828 Pendiente Ct.	San Diego	SDGE	SD	Multi-Family	H.G. Fenton	4/30/2014	6	10/1/2014	4/1/2016	No	No	No
63 Alize Apartments	2 Enterprise	Aliso Viejo	SCE	LA	Multi-Family	Sequoia Equities	11/20/2013	8	10/10/2014	4/10/2016	No	No	No
64 Tierrasanta Ridge	5410 Repecho Drive	San Diego	SDGE	SD	Multi-Family	H.G. Fenton	4/30/2014	8	10/31/2014	4/30/2016	No	No	No
65 Emery Station East	5885 Hollis St.	Emeryville	PGE	SF	Workplace	Wareham Development	4/10/2014	8	11/14/2014	5/14/2016	N/A	No	No
66 Wareham - 503 Canal	503 Canal St.	Richmond	PGE	SF	Workplace	Wareham Development	11/4/2014	6	11/14/2014	5/14/2016	N/A	Yes	Yes
67 Samsung	18600 S. Broadwick St.	Rancho Dominguez	SCE	LA	Workplace	Samsung Electronics America	10/27/2014	6	12/15/2014	6/15/2016	N/A	Yes	Yes
68 Levecke Corporation	10810 Inland Ave.	Mira Loma	SCE	LA	Workplace	Levecke Corporation	9/22/2014	6	11/5/2014	5/5/2016	N/A	Yes	Yes
69 Coca-Cola, Downey	8729 Clea St.	Downey	SCE	LA	Workplace	The Coca-Cola Company	10/3/2014	6	11/29/2014	5/29/2016	N/A	Yes	Yes
70 Aquaterra	5777 Mission Center Rd.	San Diego	SDGE	SD	Multi-Family	H.G. Fenton	4/30/2014	6	9/17/2014	3/17/2016	No	No	No
71 Sea Gate - East	6555 Seagate Road	Carlsbad	SDGE	SD	Multi-Family	H.G. Fenton	4/30/2014	4	10/30/2014	4/30/2016	No	No	No
72 Paloma Summit Apartments	26371 Paloma	Foothill Ranch	SDGE	SD	Multi-Family	Sequoia Equities	11/20/2013	4	10/16/2014	4/16/2016	No	No	No
73 Club River Run Apartments	10041 Rio San Diego Dr.	San Diego	SDGE	SD	Multi-Family	H.G. Fenton	4/30/2014	4	10/30/2014	4/30/2016	No	No	No
74 Columbia Lofts	1941 Columbia St.	San Diego	SDGE	SD	Multi-Family	WestVentures LP	8/20/2013	3	9/26/2014	3/26/2016	No	No	No
75 FedEx Building	5391 Rickenbacker Rd.	Bell	SCE	LA	Workplace	Pacific Industrial	7/14/2014	4	9/9/2014	3/9/2016	N/A	Yes	Yes
76 Parcel G	5391 Rickenbacker Rd.	Bell	SCE	LA	Workplace	Pacific Industrial	7/14/2014	2	9/9/2014	3/9/2016	N/A	Yes	Yes
77 Parcel H	5630 Rickenbacker Rd.	Bell	SCE	LA	Workplace	Pacific Industrial	7/14/2014	2	9/9/2014	3/9/2016	N/A	Yes	Yes
78a Sea Gate - West (Array 1)	6556 Seagate Road	Carlsbad	SDGE	SD	Multi-Family	H.G. Fenton	4/30/2014	10	2/25/2015	8/25/2016	No	No	No
78b Sea Gate - West (Array 2)	6557 Seagate Road	Carlsbad	SDGE	SD	Multi-Family	H.G. Fenton	5/1/2014	10	2/26/2015	8/26/2016	No	No	No
78c Sea Gate - West (Array 3)	6558 Seagate Road	Carlsbad	SDGE	SD	Multi-Family	H.G. Fenton	5/2/2014	10	2/27/2015	8/27/2016	No	No	No
78d Sea Gate - West (Array 4)	6559 Seagate Road	Carlsbad	SDGE	SD	Multi-Family	H.G. Fenton	5/3/2014	6	2/28/2015	8/28/2016	No	No	No
79 The Uptown Apartments	600 William St.	Oakland	PGE	SF	Multi-Family	Uptown Housing Partners, LP	2/12/2014	16	3/4/2015	9/4/2016	Yes	Yes	Yes
80 2311 Rosecrans Ave.	2311 Rosecrans Ave.	El Segundo	SCE	LA	Workplace	Continental Development Corporation	1/16/2014	10	1/15/2015	7/15/2016	N/A	No	No
81 870 S. Nash St.	870 S. Nash St.	El Segundo	SCE	LA	Workplace	Continental Development Corporation	1/16/2014	8	1/15/2015	7/15/2016	N/A	No	No
82 871 S. Nash St.	872 S. Nash St.	El Segundo	SCE	LA	Workplace	Continental Development Corporation	1/16/2014	6	1/15/2015	7/15/2016	N/A	No	No
83 2371 Rosecrans Ave.	2371 Rosecrans Ave.	El Segundo	SCE	LA	Workplace	Continental Development Corporation	1/16/2014	10	1/15/2015	7/15/2016	N/A	No	No
84 860 Apollo St.	860 Apollo St.	El Segundo	SCE	LA	Workplace	Continental Development Corporation	1/16/2014	10	1/15/2015	7/15/2016	N/A	No	No
85 NRG Mandalay	393 N Harbor Blvd	Oxnard	SCE	LA	Workplace	NRG	10/17/2014	10	2/18/2015	8/18/2016	N/A	No	No
86 Sony Electronics	16535 Villa Esprillo	San Diego	SDGE	SD	Workplace	Sony Electronics	9/29/2014	10	2/19/2015	8/19/2016	N/A	No	No
87 Enso	175 Baypointe Parkway	San Jose	PGE	SF	Multi-Family	Fairfield Residential	7/9/2014	10	1/19/2015	7/19/2016	No	No	No
88 The Presidio Landmark	1801 Wedemeyer St.	San Francisco	PGE	SF	Multi-Family	Forest City	1/15/2014	10	1/12/2015	7/12/2016	No	No	No
89 Ariba	310 Hermosa Ct	Sunnyvale	PGE	SF	Workplace	Ariba	6/17/2014	10	1/23/2015	7/23/2016	N/A	No	No
90 Hartnell Community College 1	411 Central Ave	Salinas	PGE	SF	Workplace	Hartnell Community College	12/5/2014	10	2/18/2015	8/18/2016	N/A	No	No
91 Hartnell Community College - Alisal Campus	1752 E Alisal	Salinas	PGE	SF	Workplace	Hartnell Community College	12/5/2014	4	11/30/2015	5/30/2017	N/A	No	No
92 Napa Valley Community College: Napa Campus	2277 Napa-Vallejo Highway	Napa	PGE	SF	Workplace	Napa Valley Community College	12/1/2014	4	3/4/2015	9/4/2016	N/A	No	No
93 Napa Valley Community College: Helena Campus	1088 College Avenue	Saint Helena	PGE	SF	Workplace	Napa Valley Community College	12/1/2014	4	3/4/2015	9/4/2016	N/A	No	No
94 Verdant	3700 Casa Verde Street	San Jose	PGE	SF	Multi-Family	Fairfield Residential	7/9/2014	10	1/19/2015	7/19/2016	No	No	No
95 Coca-Cola, San Leandro	14655 Wicks Blvd.	San Leandro	PGE	SF	Workplace	Coca-Cola	10/3/2014	8	1/12/2015	7/12/2016	N/A	No	No
96 Shadow Ridge Apartments	1987 Ridgegate Lane	Simi Valley	SCE	LA	Multi-Family	Sequoia Equities	11/20/2013	8	12/15/2014	6/15/2016	Yes	No	No
97 The Villas at Wood Ranch	241 Country Club Drive	Simi Valley	SCE	LA	Multi-Family	Sequoia Equities	11/21/2013	6	12/15/2014	6/15/2016	No	No	No
98 Overlook at Wood Ranch	241 Country Club Drive	Simi Valley	SCE	LA	Multi-Family	Sequoia Equities	11/22/2013	2	12/15/2014	6/15/2016	No	No	No
99 Hidden Hills Apartments	30041 Tessier Street	Laguna Nigel	SCE	LA	Multi-Family	Sequoia Equities	11/23/2013	4	3/2/2015	9/2/2016	No	No	No
100 Niguel Summit Apartments	30252 Pacific Island Dr	Laguna Nigel	SCE	LA	Multi-Family	Sequoia Equities	11/24/2013	6	3/2/2015	9/2/2016	No	No	No
101 Coronado Shores	1820 Avenida del Mundo	Coronado	SDGE	SD	Multi-Family	Coronado Shores # 9 El Mirador HOA	12/22/2014	5	2/6/2015	8/6/2016	condo	No	No
102 Scripps Corporate Plaza	10680 Treena Street	San Diego	SDGE	SD	Workplace	Cushman and Wakefield	1/29/2015	5	1/30/2015	7/30/2016	N/A	No	No
103 Ormond Beach Generating Station	6635 Edison Dr.	Oxnard	SCE	LA	Workplace	NRG	7/15/2014	4	2/18/2015	8/18/2016	N/A	Yes	Yes
104 El Segundo Generating Station	301 Vista del Mar	El Segundo	SCE	LA	Workplace	NRG	8/22/2014	4	2/18/2015	8/18/2016	N/A	No	No
105 Long Beach Generating Station	2665 Pier S Lane Terminal Island	Long Beach	SCE	LA	Workplace	NRG	7/1/2014	4	2/18/2015	8/18/2016	N/A	No	No
106 Solana Highlands	701 South Nardo	Solana Beach	SDGE	SD	Multi-Family	H.G. Fenton	4/30/2014	4	12/6/2014	6/6/2016	Yes	No	No
107 Scripps Landing	9970 Erma Road	San Diego	SDGE	SD	Multi-Family	H.G. Fenton	4/30/2014	4	2/11/2015	8/11/2016	No	No	No
108 Encina Generating Station	4600 Carlsbad Blvd.	Carlsbad	SDGE	SD	Workplace	NRG	7/25/2014	4	2/18/2015	8/18/2016	N/A	No	No
109 Field House at Bay Meadows	380 East 28th Ave.	San Mateo	PGE	SF	Multi-Family	Wilson Meany	10/17/2013	4	1/14/2015	7/14/2016	Yes	No	No
110 Odwalla	2996 Alvarado St.	San Leandro	PGE	SF	Workplace	Coca-Cola	10/3/2014	4	1/12/2015	7/12/2016	N/A	Yes	Yes
111 Walnut Creek Energy Park	911 Bixby Drive	City of Industry	SCE	LA	Workplace	NRG	9/18/2014	2	2/18/2015	8/18/2016	N/A	No	No
112 BBI Construction	1155 3rd st	Oakland	PGE	SF	Workplace	BBI Construction	1/14/2015	2	2/18/2015	8/18/2016	N/A	No	No
113 Avana San Clemente	1100 Calle Del Cerro	San Clemente	SCE	LA	Multi-Family	Greystar	9/29/2014	10	5/8/2015	11/8/2016	No	No	No
114 Heritage Springs	12257 Heritage Springs Dr.	Santa Fe Springs	SCE	LA	Multi-Family	Fairfield Residential	2/19/2015	11	6/2/2015	12/2/2016	No	Yes	Yes

Name	Street Address	City	IOU	Market	Type	Host	Contract Date	Stubs	Completion Date	Start-up	Deed	CES
										Period End	Restricted	
115 1500 Rosecrans	1500 Rosecrans	El Segundo	SCE	LA	Workplace	Continental Development Corporation	5/13/2015	10	6/2/2018	12/2/2019	N/A	No
116 1888 Rosecrans Blvd.	1888 Rosecrans Blvd.	El Segundo	SCE	LA	Workplace	Continental Development Corporation	4/10/2015	10	6/2/2015	12/2/2016	N/A	No
117 Urbana	450 Tenth Ave.	San Diego	SDGE	SD	Multi-Family	HG Fenton	12/16/2014	10	3/13/2015	9/13/2016	No	Yes
118 Avana La Jolla	7039 Charmant Dr.	La Jolla	SDGE	SD	Multi-Family	Greystar	9/29/2014	10	5/6/2015	11/6/2016	No	No
119 SummerHouse	2303 Ocean Street	Carlsbad	SDGE	SD	Multi-Family	Zephyr Partners	1/20/2015	10	6/4/2015	12/4/2016	Condo	No
120 199 New Montgomery HOA	199 New Montgomery St.	San Francisco	PGE	SF	Multi-Family	199 New Montgomery HOA	2/23/2015	10	5/8/2015	11/8/2016	Condo	No
121 Laney College	900 Fallon Street	Oakland	PGE	SF	Workplace	Peralta Community College District	3/11/2014	10	5/19/2015	11/19/2016	N/A	Yes
122 Abbott Medical Optics	510 Cottonwood Drive	Milpitas	PGE	SF	Workplace	Abbott Medical Optics	9/16/2014	10	3/31/2015	9/30/2016	N/A	No
123 Sunrise Power Company	12857 Sunrise Power Rd.	Fellows	SCE	SJV	Workplace	Sunrise Power Company	11/19/2014	8	5/21/2015	11/21/2016	N/A	Yes
124 Villagio	16301 Butterfield Ranch Rd.	Chino Hills	SDGE	SD	Multi-Family	Fairfield Residential	2/19/2015	8	6/1/2015	12/1/2016	No	No
125 500 Orange	500 N. State College Blvd.	Orange	SCE	LA	Workplace	Lincoln Properties	2/25/2015	7	5/21/2015	11/21/2016	N/A	No
126 Aquatic Park Center	725 Potter St.	Berkeley	PGE	SF	Workplace	Wareham Development	8/15/2014	6	5/28/2015	11/28/2016	N/A	Yes
127 999 Anthony	999 Anthony St.	Berkeley	PGE	SF	Workplace	Wareham Development	8/28/2014	6	5/5/2015	11/5/2016	N/A	Yes
128 Sherman Woods HOA	1500 Sherman Ave	Burlingame	PGE	SF	Multi-Family	Sherman Woods HOA	2/4/2015	5	3/27/2015	9/27/2016	Condo	No
129 9000 Clifton Way	9000 Clifton Way	Beverly Hills	SCE	LA	Multi-Family	David Finkelstein	2/5/2015	4	4/20/2015	10/20/2016	No	No
130 KPI Ultrasound Inc.	23865 Via Del Rio	Yorba Linda	SCE	LA	Workplace	KPI Medical	2/11/2015	4	3/31/2015	9/30/2016	N/A	No
131 Bella Del Mar	14031 Mango Dr.	Del Mar	SDGE	SD	Multi-Family	H.G. Fenton	4/30/2014	4	3/13/2015	9/13/2016	No	No
132 Etiwanda	8996 Etiwanda Ave.	Rancho Cucamonga	SCE	LA	Workplace	NRG	11/4/2014	2	5/18/2015	11/18/2016	N/A	Yes
133 Centra Freight Services	5140 W. 104th St.	Inglewood	SCE	LA	Workplace	Centra Freight Services	4/23/2015	2	5/29/2015	11/29/2016	N/A	Yes
134 PAX Water	860 Harbour Way South	Richmond	PGE	SF	Workplace	PAX Water	2/20/2015	2	3/27/2015	9/27/2016	N/A	No
135 Bayside Commons HOA	535 Pierce Street	San Diego	PGE	SF	Multi-Family	Bayside Commons HOA	4/28/2015	15	7/29/2015	1/29/2017	Condo	No
136 Ocean Club	300 Village Center Dr.	Redondo Beach	SCE	LA	Multi-Family	Lyon Communities	5/28/2015	14	7/31/2015	1/31/2017	No	No
137 Breakwater	13900 Fiji Way	Marina Del Rey	SCE	LA	Multi-Family	Equity Residential	4/29/2015	10	7/29/2015	1/29/2017	No	No
138 Casa Mira View II	11195 Westview Pkwy	San Diego	SDGE	SD	Multi-Family	Garden Communities, Inc.	5/14/2014	10	6/19/2015	12/19/2016	Yes	No
139 Legacy - Nineteen800	19800 Valco Parkway	Cupertino	PGE	SF	Multi-Family	Legacy Partners	5/8/2015	10	7/24/2015	1/24/2017	No	No
140 Bayside Village - 500 Beale	500 Beale	San Francisco	PGE	SF	Multi-Family	Forest City	5/29/2015	10	8/28/2015	2/28/2017	Yes	No
141 Bayside Village - 160 Brannan	160 Brannan St.	San Francisco	PGE	SF	Multi-Family	Forest City	5/29/2015	10	8/28/2015	2/28/2017	Yes	No
142 Bayside Village - 2 Bayside Village	2 Bayside Village Place	San Francisco	PGE	SF	Multi-Family	Forest City	5/29/2015	10	8/28/2015	2/28/2017	Yes	No
143 555 YVR HOA	555 Ygnacio Valley Road	Walnut Creek	PGE	SF	Multi-Family	555 YVR Owners Association	5/5/2015	10	7/31/2015	1/31/2017	Yes	No
144 Monarch Coast	32400 Crown Valley Pkwy	Dana Point	SDGE	SD	Multi-Family	Lyon Communities	5/28/2015	10	8/21/2015	2/21/2017	No	No
145 1200 Lakeshore Apartments	1200 Lakeshore Ave.	Oakland	PGE	SF	Multi-Family	Diamond Properties	7/8/2015	10	9/3/2015	3/3/2017	No	Yes
146 Via Del Campo	16761 Via Del Campo Court	Rancho Bernardo	SDGE	SD	Workplace	General Atomics	6/9/2015	10	8/17/2015	2/17/2017	N/A	No
147 The Culver Studios	9336 W Washington Blvd	Culver City	SCE	LA	Workplace	The Culver Studios	5/28/2015	10	7/15/2015	1/15/2017	N/A	No
148 City Hall	9770 Culver Blvd.	Culver City	SCE	LA	Workplace	City of Culver City	7/17/2015	8	9/4/2015	3/4/2017	N/A	No
149 Knollbrook Falls	5711 Ravenspur Dr.	Rancho Palos Verdes	SCE	LA	Multi-Family	Gardner Company	6/16/2015	5	8/21/2015	2/21/2017	No	No
150 1 South Park	1 South Park St.	San Francisco	PGE	SF	Multi-Family	Titan Management	6/2/2015	6	9/4/2015	3/4/2017	Condo	No
151 Palos Verdes Terraces	5762 Ravenspur Dr.	Rancho Palos Verdes	SCE	LA	Multi-Family	Gardner Company	6/16/2015	4	8/10/2015	2/10/2017	No	No
152 Adagio on the Green	26170 Country Club Dr.	Mission Viejo	SDGE	SD	Multi-Family	Greystar	6/24/2015	2	7/13/2015	1/13/2017	Yes	No
153 Peninsula Apartments - 5757 Ravenspur	5757 Ravenspur Dr.	Rancho Palos Verdes	SCE	LA	Multi-Family	Gardner Company	6/16/2015	2	8/11/2015	2/11/2017	No	No
154 Peninsula Apartments - 5727 Ravenspur	5727 Ravenspur Dr.	Rancho Palos Verdes	SCE	LA	Multi-Family	Gardner Company	6/16/2015	2	8/11/2015	2/11/2017	No	No
155 Century 21 San Moritz Realty	24118 Lake Drive	Crestline	SCE	LA	Workplace	Century 21 San Moritz Realty	5/20/2015	2	8/25/2015	2/25/2017	N/A	No
156 Ocean House	24065 Ocean Ave.	Torrance	SCE	LA	Multi-Family	Gardner Company	6/16/2015	1	7/27/2015	1/27/2017	No	No
157 Park Terrace- 206 Park Blvd	206 Park Blvd	San Diego	SDGE	SD	Multi-Family	Park Terrace East Village HOA	6/2/2015	10	10/9/2015	4/9/2017	Condo	Yes
158 Park Terrace- 253 10th Ave.	253 10th Ave.	San Diego	SDGE	SD	Multi-Family	Park Terrace East Village HOA	6/2/2015	10	10/9/2015	4/9/2017	Condo	Yes
159 Sudberry - West Park I Building A	7777 Westside Drive	San Diego	SDGE	SD	Multi-Family	Sudberry	6/8/2015	20	10/9/2015	4/9/2017	No	No
160 Los Positas Community College - Lot H	3000 Campus Hill Dr.	Livermore	PGE	SF	Publ Int	Chabot - Los Positas Community College District	10/1/2015	10	10/30/2015	4/30/2017	N/A	N/A
161 Los Positas Community College - Lot AA	3000 Campus Hill Dr.	Livermore	PGE	SF	Publ Int	Chabot - Los Positas Community College District	10/1/2015	10	10/30/2015	4/30/2017	N/A	N/A
162 Butte College - Amphitheater	3536 Butte Campus Dr	Oroville	PGE	SF	Publ Int	Butte College	6/24/2014	10	10/12/2015	4/12/2017	N/A	N/A
163 Butte College - Sky Way Center	2480 Notre Dame Blvd.	Oroville	PGE	SF	Publ Int	Butte College	6/24/2014	10	10/16/2015	4/16/2017	N/A	N/A
164 Lyon Amalfi	500 Amalfi Loop	Milpitas	PGE	SF	Multi-Family	Lyon Communities	2/5/2015	10	11/20/2015	5/20/2017	No	No
165 Avalon Bay- Cortez Hill	1399 9th Ave.	San Diego	SDGE	SD	Multi-Family	Avalon Bay	3/30/2015	10	10/14/2015	4/14/2017	No	Yes
166 Lyon- Gallery 421	421 W. Broadway	Long Beach	SCE	LA	Multi-Family	Lyon Communities	6/2/2015	10	9/23/2015	3/23/2017	Yes	No
167 Lyon- 1900 Ocean	1900 E. Ocean Blvd.	Long Beach	SCE	LA	Multi-Family	Lyon Communities	4/29/2015	10	10/15/2015	4/15/2017	No	No
168 Albertsons Fullerton	1421 Manhattan Avenue	Fullerton	SCE	LA	Workplace	Albertsons	6/8/2015	10	10/15/2015	4/15/2017	N/A	Yes
169 Equity - Marina 41	4157 Via Marina	Marina Del Rey	SCE	LA	Multi-Family	Equity Residential	4/9/2015	10	9/29/2015	3/29/2017	No	No
170 Neighborhood Partnership Housing Services,	9551 Pittsburgh Ave	Rancho Cucamonga	SCE	LA	Publ Int	Neighborhood Partnership Housing Services, Inc.	5/11/2015	6	8/4/2015	2/4/2017	N/A	N/A
171 Equity - SOMA Square	333 3rd St.	San Francisco	PGE	SF	Multi-Family	Equity Residential	8/7/2015	10	11/3/2015	5/3/2017	No	No
172 Wilson Meany - Pacific Terrace	1595 Pacific Ave #100	San Francisco	PGE	SF	Multi-Family	Wilson Meany	6/27/2013	2	6/8/2014	12/8/2015	Yes	No
173 Qualcomm-Q	6455 Luck Blvd	San Diego	SDGE	SD	Workplace	Qualcomm	6/24/2016	3	10/28/2014	4/28/2016	N/A	No
174 Dole Foods	3059 Townsgate Rd	Thousand Oaks	SCE	LA	Workplace	Westlake Plaza Center East	11/19/2014	14	5/18/2015	11/18/2016	N/A	No
175 Butte College- Parking Lot 1	3536 Butte Campus Dr	Oroville	PGE	SF	Workplace	Butte College	7/1/2015	10	10/2/2015	4/2/2017	N/A	No
176 BlackRock	114 Pacifica	Irvine	SCE	LA	Workplace	BlackRock	8/13/2015	8	12/11/2015	6/11/2017	N/A	No
177 Beach Villas	1830 E. Ocean Blvd	Long Beach	SCE	LA	Multi-Family	Gardner Company	6/22/2015	7	12/11/2015	6/11/2017	No	No
178 iHerb-North	22780 Harley Knox Blvd	Perris	SCE	LA	Workplace	iHerb	7/17/2015	10	12/11/2015	6/11/2017	N/A	Yes
179 iHerb-South	22780 Harley Knox Blvd	Perris	SCE	LA	Workplace	iHerb	7/17/2015	10	12/11/2015	6/11/2017	N/A	Yes

Name	Street Address	City	IOU	Market	Type	Host	Contract Date	Stubs	Completion		Start-up	Deed	CES
									Date	Period End	Housing	Restricted	
180 Doheny Plaza	818 N Doheny Dr	West Hollywood	SCE	LA	Multi-Family	Doheny Plaza	8/19/2015	8	12/16/2015	6/16/2017	Condo	No	No
181 Chabot Campus - 1800	2555 Hesperian Blvd	Hayward	PGE	SF	Workplace	Chabot-Las Positas Community College District	10/1/2015	10	12/22/2015	6/22/2017	N/A	Yes	Yes
182 Chabot Campus - Lot G	2555 Hesperian Blvd	Hayward	PGE	SF	Workplace	Chabot-Las Positas Community College District	10/1/2015	10	12/22/2015	6/22/2017	N/A	Yes	Yes
183 Ocean Palisades	802 2nd St	Santa Monica	SCE	LA	Multi-Family	Alliance Residential	10/19/2015	6	12/22/2015	6/22/2017	No	No	No
184 Ocean Palms	950 4th St	Santa Monica	SCE	LA	Multi-Family	Alliance Residential	10/19/2015	6	12/22/2015	6/22/2017	No	No	No
185 APHS South	3536 Butte Campus Dr	Oroville	PGE	SF	Workplace	Butte College	7/1/2015	10	12/28/2015	6/28/2017	N/A	No	No
186 Kaiser - San Diego Medical Center/ Kaiser Fou	4647 Zion Ave	San Diego	SDGE	SD	Workplace	Kaiser Permanente	8/7/2015	8	12/28/2015	6/28/2017	N/A	Yes	Yes
187 LocalAdvisors - Torrey Reserve West	3394 Carmel Mountain Road	San Diego	SDGE	SD	Workplace	Locale Advisors	8/31/2015	10	12/31/2015	6/30/2017	N/A	No	No
188 Sunnlytech - 710 Lakeway Dr.	710 Lakeway Dr	Sunnyvale	PGE	SF	Workplace	Sunnlytech	7/2/2015	10	1/7/2016	7/7/2017	N/A	No	No
189 Fairfield - Coleman / Seta	7380 Parkway Drive	La Mesa	SDGE	SD	Multi-Family	Fairfield Residential	2/19/2015	10	1/8/2016	7/8/2017	No	No	No
190 Marshall B Ketchum University	2575 Yorba Linda Blvd.	Fullerton	SCE	LA	Workplace	Marshall B Ketchum University	8/13/2015	10	1/8/2016	7/8/2017	N/A	No	No
191 Avalon Center - 5405	5405 Garden Grove Blvd	Westminster	SCE	LA	Workplace	CBRE	7/24/2015	6	1/8/2016	7/8/2017	N/A	No	No
192 Avalon Center - 5455	5455 Garden Grove Blvd	Westminster	SCE	LA	Multi-Family	CBRE	7/24/2015	6	1/8/2016	7/8/2017	No	No	No
193 Avalon Center - 5555	5555 Garden Grove Blvd	Westminster	SCE	LA	Multi-Family	CBRE	7/24/2015	4	1/8/2016	7/8/2017	No	No	No
194 Kelvin Court	2552 Kelvin Ave	Irvine	SCE	LA	Multi-Family	Equity Residential	7/3/2015	10	1/8/2016	7/8/2017	Yes	No	No
195 Fairfield - Pravada	8625 Fletcher Parkway	La Mesa	SDGE	SD	Multi-Family	Fairfield Residential	2/20/2015	8	1/26/2016	7/26/2017	Yes	No	No
196 Fairfield - Alterra	8727 Fletcher Parkway	La Mesa	SDGE	SD	Multi-Family	Fairfield Residential	2/20/2015	8	1/26/2016	7/26/2017	Yes	No	No
197 AX Visitor Lot	10105 Pacific Heights Blvd.	San Diego	SDGE	SD	Workplace	Qualcomm	6/24/2014	4	2/8/2016	8/8/2017	N/A	No	No
198 LocaleAdvisor - Oberlin Drive	5825 Oberlin Drive	San Diego	SDGE	SD	Workplace	Locale Advisors	10/12/2015	10	2/12/2016	8/12/2017	N/A	No	No
199 Park Bellevue Tower Community HOA-	565 Bellevue Avenue	Oakland	PGE	SF	Multi-Family	Park Bellevue Tower Community HOA	11/14/2016	10	2/16/2016	8/16/2017	Condo	No	No
200 220 E. 12th street	202 E. 12th street	Long Beach	SCE	LA	Multi-Family	Great Homes LLC	10/28/2015	1	2/19/2016	8/19/2017	No	No	No
201 908 Saint louis ave	908 Saint louis ave	Long Beach	SCE	LA	Multi-Family	Great Homes LLC	10/28/2015	2	2/19/2016	8/19/2017	No	No	No
202 124 E. 12th street	124 E. 12th street	Long Beach	SCE	LA	Multi-Family	Great Homes LLC	10/28/2015	1	2/19/2016	8/19/2017	No	No	No
203 902 St Louis Ave	902 St Louis Ave	Long Beach	SCE	LA	Multi-Family	Great Homes LLC	10/28/2015	2	2/19/2016	8/19/2017	No	No	No
204 2185 E. 21st St	2185 E. 21st St	Signal Hill	SCE	LA	Multi-Family	Great Homes LLC	10/28/2015	2	2/19/2016	8/19/2017	No	Yes	No
205 JDA - Cottle Station	5700 Village Oaks Drive.	San Jose	PGE	SF	Multi-Family	JDA West	10/23/2014	20	2/23/2016	8/23/2017	Yes	No	No
206 Wiseman - One Harbor Center	1 Harbor Center	Suisun city	PGE	SF	Workplace	The Wiseman Company	8/27/2015	6	3/1/2016	9/1/2017	N/A	No	No
207 Wiseman - Westside Professional Center I & II	2470 Hilborn Road	Fairfield	PGE	SF	Workplace	The Wiseman Company	8/4/2015	2	3/1/2016	9/1/2017	N/A	No	No
208 Wiseman - Green Valley Executive Business C	5030 Business Center Drive	Fairfield	PGE	SF	Workplace	The Wiseman Company	8/27/2015	1	3/1/2016	9/1/2017	N/A	No	No
209 Arterra HOA- 300 Berry st	300 Berry St.	San Francisco	PGE	SF	Multi-Family	Arterra HOA	7/30/2015	10	3/1/2016	9/1/2017	Yes	No	No
210 Fairfield - Venue	3801 Zanker Rd	San Jose	PGE	SF	Multi-Family	Fairfield Residential	7/8/2014	18	3/1/2016	9/1/2017	No	No	No
211 Sudberry - West Park II Building B	7845 Westside Drive	San Diego	SDGE	SD	Multi-Family	Sudberry	6/9/2015	20	3/2/2016	9/2/2017	No	No	No
212 15253 Avenue of Science	15253Avenue of Science	San Diego	SDGE	SD	Workplace	Starwood	6/30/2015	10	3/8/2016	9/8/2017	N/A	No	No
213 15231 Avenue of Science	15231Avenue of Science	San Diego	SDGE	SD	Workplace	Starwood	6/30/2015	10	3/8/2016	9/8/2017	N/A	No	No
214 330 Distel Circle	330 Distel Circle	Los Altos	PGE	SF	Workplace	Midpeninsula Regional Open Space District	8/5/2015	10	3/8/2016	9/8/2017	N/A	No	No
215 Kingswood Court HOA-	1221 N. Kings Rd	West Hollywood	SCE	LA	Multi-Family	Kingswood Court HOA	1/12/2016	3	3/10/2016	9/10/2017	Condo	No	No
216 Federal Realty - Santana Row	Santana Row	San Jose	PGE	SF	Multi-Family	Federal Realty Investment Trust	8/31/2015	30	3/18/2016	9/18/2017	No	No	No
217 El Camino Real Los Altos HOA	4388 El Camino Real	Los Altos	PGE	SF	Workplace	El Camino Real Los Altos HOA	11/5/2015	10	3/22/2016	9/22/2017	N/A	No	No
218 Los Patos	17172 Bolsa Chica St	Huntington Beach	SCE	LA	Multi-Family	Altic Properties	10/5/2015	5	3/22/2016	9/22/2017	No	No	No
219 Kaiser - Vallejo	975 Sereno Drive	Vallejo	PGE	SF	Publ Int	Kaiser Permanente	12/16/2015	5	3/25/2016	9/25/2017	N/A	N/A	N/A
220 BAE Systems Technology Place	10920 Technology Place	San Diego	SDGE	SD	Workplace	BAE Systems	8/6/2015	10	4/5/2016	10/5/2017	N/A	No	No
221 JCVI	4120 Capricorn Lane	San Diego	SDGE	SD	Workplace	J Craig Venter Institute	8/28/2016	10	4/6/2016	10/6/2017	N/A	No	No
222 JDA - Maria Drive Apartments	35 - 51 Maria Drive	Petaluma	PGE	SF	Multi-Family	JDA West	10/23/2014	14	4/7/2016	10/7/2017	No	No	No
223 Lot P	6500 Soquel Dr	Aptos	PGE	SF	Publ Int	Cabrillo Community College District	12/2/2015	2	4/7/2016	10/7/2017	N/A	N/A	N/A
224 K Lot	6500 Soquel Drive	Aptos	PGE	SF	Publ Int	Cabrillo Community College District	12/2/2015	4	4/7/2016	10/7/2017	N/A	N/A	N/A
225 A/B Building	6500 Soquel Drive	Aptos	PGE	SF	Publ Int	Cabrillo Community College District	12/2/2015	4	4/7/2016	10/7/2017	N/A	N/A	N/A
226 R Lot	6500 Soquel Drive	Aptos	PGE	SF	Publ Int	Cabrillo Community College District	12/2/2015	8	4/7/2016	10/7/2017	N/A	N/A	N/A
227 SAC Building	6500 Soquel Drive	Aptos	PGE	SF	Publ Int	Cabrillo Community College District	12/2/2015	2	4/7/2016	10/7/2017	N/A	N/A	N/A
228 N Lot	6500 Soquel Drive	Aptos	PGE	SF	Publ Int	Cabrillo Community College District	12/2/2015	10	4/7/2016	10/7/2017	N/A	N/A	N/A
229 Orange Grove	12681 Lewis Street	Garden Grove	SCE	LA	Multi-Family	Lyon Communities	3/15/2016	1	4/13/2016	10/13/2017	No	No	No
230 Sandpointe	2810 17th Street	Huntington Beach	SCE	LA	Multi-Family	Lyon Communities	3/15/2016	2	4/15/2016	10/15/2017	No	No	No
231 Huntington Continental	17101 Springdale	Huntington Beach	SCE	LA	Multi-Family	Lyon Communities	3/15/2016	6	4/18/2016	10/18/2017	No	No	No
232 Fairfield - Pulse Millenia	2043 Artisan Way	Chula Vista	SDGE	SD	Multi-Family	Fairfield Residential	2/19/2015	10	4/19/2016	10/19/2017	No	No	No
233 Kaiser - Oakland 3751 Broadway	3751 Broadway	Oakland	PGE	SF	Publ Int	Kaiser Permanente	10/30/2016	10	4/21/2016	10/21/2017	N/A	N/A	N/A
234 Callaway Golf	2180 Rutherford Road	Carlsbad	SDGE	SD	Workplace	Callaway Golf	1/13/2016	10	4/21/2016	10/21/2017	N/A	No	No
235 The Current	707 E Ocean Blvd	Long Beach	SCE	LA	Multi-Family	Ledcor	3/17/2016	8	4/26/2016	10/26/2017	No	No	No
236 Kaiser - Oakland 3510 Broadway	3510 Broadway	Oakland	PGE	SF	Publ Int	Kaiser Permanente	10/30/2016	10	4/27/2016	10/27/2017	N/A	N/A	N/A
237 Fenton - Sea Gate East	6555 Seagate Road	Carlsbad	SDGE	SD	Multi-Family	H.G. Fenton Company	4/30/2014	4	4/29/2016	10/29/2017	No	No	No
238 Equity - Azure	690 Long Bridge Street	San Francisco	PGE	SF	Multi-Family	Equity Residential	2/25/2016	10	4/29/2016	10/29/2017	No	No	No
239 Lyon - Levanto	5295 Kona Springs Lane	San Diego	SDGE	SD	Multi-Family	Lyon Communities	3/15/2016	2	5/4/2016	11/4/2017	No	No	No
240 Casa Madrid	6191 Orange Ave	Cypress	SCE	LA	Multi-Family	Lyon Communities	3/15/2016	3	5/6/2016	11/6/2017	No	No	No
241 Cushman - Oyster Point 395	395 Oyster Point Boulevard, Suite #1	South San Francisco	PGE	SF	Workplace	Cushman & Wakefield of California	3/18/2015	10	5/9/2016	11/9/2017	N/A	Yes	Yes

Name	Street Address	City	IOU	Market	Type	Host	Contract Date	Stubs	Completion Date	Start-up	Deed	CES
										Period End Date	Restricted Housing	
242 Villa De Wright	1725 Wright Ave	Mountain View	PGE	SF	Multi-Family	Villa De Wright	8/5/2015	9	5/9/2016	11/9/2017	No	No
243 Cushman - Oyster Point 400	400 Oyster Point Boulevard, Suite #1	South San Francisco	PGE	SF	Workplace	Cushman & Wakefield of California	3/18/2015	10	5/9/2016	11/9/2017	N/A	Yes
244 Equity - Park Place San Mateo	1101 Park Place	San Mateo	PGE	SF	Multi-Family	Equity Residential	8/7/2015	46	5/12/2016	11/12/2017	Yes	No
245 Equity - Potrero 1010	1010 16th street	San Francisco	PGE	SF	Multi-Family	Equity Residential	5/2/2016	10	5/23/2016	11/23/2017	No	No
246 Diamond Terrace H&S	427 9th Ave	San Diego	SDGE	SD	Multi-Family	Diamond Terrace Owners Association	11/20/2015	10	5/24/2016	11/24/2017	Condo	Yes
247 MG - Waterstone	1951 West MiddleField Drive	Tracy	PGE	SJV	Multi-Family	MG Properties	1/26/2016	10	5/30/2016	11/30/2017	No	No
248 MG-Waterfield Square	8035 Mariners Drive	Stockton	PGE	SJV	Multi-Family	MG Properties	1/26/2016	12	5/30/2016	11/30/2017	No	No
249 MG-Bella Vista	713 Trancas Ave	Napa	PGE	SF	Multi-Family	MG Properties	1/26/2016	4	5/31/2016	11/30/2017	No	No
250 Strom - Macara Gardens	1055 Escalon Ave	Sunnyvale	PGE	SF	Multi-Family	Strom Properties	10/26/2015	26	6/3/2016	12/3/2017	No	No
251 Olympus America- San Jose	2400 Ringwood ave.	San Jose	PGE	SF	Workplace	Olympus America	1/27/2016	9	6/3/2016	12/3/2017	N/A	No
252 Strom - Windemere Apts	395 Ano Nuevo Avenue	Sunnyvale	PGE	SF	Multi-Family	Strom Properties	10/26/2015	18	6/3/2016	12/3/2017	No	No
253 Garden - La Jolla Crossroads P1 Building 9115	9115 Judicial Drive	San Diego	SDGE	SD	Multi-Family	Garden Communities CA	7/31/2014	4	10/6/2014	4/6/2016	Yes	No
254 100 Bayview Circle	100 Bayview Circle, Suite 1200	Newport Beach	SCE	LA	Workplace	AEW Capital Management, LP	3/16/2016	10	6/6/2016	12/6/2017	N/A	No
255 Kaiser - San Jose	250 Hospital Parkway	San Jose	PGE	SF	Publ Int	Kaiser Permanente	8/25/2015	10	6/13/2016	12/13/2017	N/A	N/A
256 Bay Scene	3940 Gresham Street	San Diego	SDGE	SD	Multi-Family	Bay Scene Condos	12/15/2015	10	6/13/2016	12/13/2017	Condo	No
257 15333 Avenue of Science	15333 Avenue of Science	San Diego	SDGE	SD	Workplace	Starwood	6/30/2015	9	6/20/2016	12/20/2017	N/A	No
258 15445 Avenue of Innovation	15445 Avenue of Innovation	San Diego	SDGE	SD	Workplace	Starwood	6/30/2015	10	6/21/2016	12/21/2017	N/A	No
259 15435 Avenue of Innovation	15435 Avenue of Innovation	San Diego	SDGE	SD	Workplace	Starwood	6/30/2015	10	6/21/2016	12/21/2017	N/A	No
260 MG - Pacific Place	2665 Geneva Avenue	Daly City	PGE	SF	Multi-Family	MG Properties	1/26/2016	8	6/21/2016	12/21/2017	Yes	Yes
261 MG-Granada Villas	43230 Gadsden Avenue	Lancaster	SCE	LA	Multi-Family	MG Properties	1/26/2016	16	6/23/2016	12/23/2017	No	No
262 MG - Barham Villas	570 East Barham Drive	San Marcos	SDGE	SD	Multi-Family	MG Properties	1/26/2016	10	6/24/2016	12/24/2017	No	Yes
263 Capistrano Pointe	26451 Camino de Vista	San Juan Capistrano	SDGE	SD	Multi-Family	Lyon Communities	3/15/2016	6	6/29/2016	12/29/2017	No	No
264 Manzanita Apartments	457 Acalanes Drive 27301-9228	Sunnyvale	PGE	SF	Multi-Family	Manzanita Apartments	8/5/2015	6	6/30/2016	12/30/2017	No	No
265 MG-Cordova Park	43530 Gadsden Avenue	Lancaster	SCE	LA	Multi-Family	MG Properties	1/26/2016	10	6/30/2016	12/30/2017	No	No
266 MG-Woodlands West	44004 Engle Way, Unit 2	Lancaster	SCE	LA	Multi-Family	MG Properties	1/26/2016	10	6/30/2016	12/30/2017	No	No
267 Avalon Silicon Valley	1257 Lakeside Dr	Sunnyvale	PGE	SF	Multi-Family	AvalonBay Communities, Inc.	3/26/2015	40	6/30/2016	12/30/2017	No	No
268 Sysco - 20701 East Currier Road	20701 East Currier Road	Walnut	City of In LA		Workplace	SYSCO	5/8/2016	10	7/14/2016	1/14/2018	N/A	No
269 Kaiser - Garfield Innovation Center San Leandro	590 Whitney Street	San Leandro	PGE	SF	Publ Int	Kaiser Permanente	1/20/2016	5	7/6/2016	1/6/2018	N/A	N/A
270 Promenade at Creekside- low income	3 Creekside Pl	San Marcos	SDGE	SD	Multi-Family	Promenade at Creekside Housing Partners, L.P.	2/5/2016	4	7/13/2016	1/13/2018	Yes	Yes
271 Garden - LJX 805, LLC - 360 North Building	9035 Judicial Drive	San Diego	SDGE	SD	Multi-Family	Garden Communities CA	10/28/2015	8	7/14/2016	1/14/2018	Yes	No
272 Garden - Metropolis Gardens 123 North	17872 Cartwright	Irvine	SCE	LA	Multi-Family	Garden Communities CA	10/28/2015	10	7/14/2016	1/14/2018	Yes	No
273 1901 E 1st St(New Construction)	1901 E 1st St	Santa Ana	SCE	LA	Multi-Family	Lyon Communities	3/9/2016	10	7/20/2016	1/20/2018	No	No
274 Endeavor Corp- Ramblewood Apartments	38800 Hastings St	Fremont	PGE	SF	Multi-Family	Endeavor Corp	8/7/2015	24	7/28/2016	1/28/2018	No	No
275 Presidio View   Alliance Residential-	1440 Hotel Circle North	San Diego	SDGE	SD	Multi-Family	AEW Capital Management, LP	3/16/2016	10	7/28/2016	1/28/2018	No	No
276 West Los Angeles	6300 Bristol Pkwy	Culver City	SCE	LA	Workplace	California Highway Patrol	4/12/2016	10	7/28/2016	1/28/2018	N/A	No
277 Academy	3500 Reed Avenue	Sacramento	PGE	SF	Workplace	California Highway Patrol	4/12/2016	40	7/29/2016	1/29/2018	N/A	Yes
278 MG-Del Norte Place	11720 San Pablo Avenue	El Cerrito	PGE	SF	Multi-Family	MG Properties	1/26/2016	8	7/29/2016	1/29/2018	No	No
279 Maintenance Yard Parking-	1050 Hensley Creek Rd	Ukiah	PGE	SF	Publ Int	Mendocino-Lake Community College District	6/16/2016	8	7/29/2016	1/29/2018	N/A	N/A
280 Lake Center	2565 Parallel Dr.	Lakeport	PGE	SF	Publ Int	Mendocino-Lake Community College District	6/16/2016	10	7/29/2016	1/29/2018	N/A	N/A
281 Faculty Parking	1000 Hensley Creek Rd.	Ukiah	PGE	SF	Publ Int	Mendocino-Lake Community College District	6/16/2016	10	7/29/2016	1/29/2018	N/A	N/A
282 Main Parking Tennis Courts	1000 Hensley Creek Rd.	Ukiah	PGE	SF	Publ Int	Mendocino-Lake Community College District	6/16/2016	6	7/29/2016	1/29/2018	N/A	N/A
283 Mendocino Coast Center	1000 Hensley Creek Rd.	Ukiah	PGE	SF	Publ Int	Mendocino-Lake Community College District	6/16/2016	8	7/29/2016	1/29/2018	N/A	N/A
284 Altadena	2130 Windsor Ave	Altadena	SCE	LA	Workplace	California Highway Patrol	4/12/2016	10	7/29/2016	1/29/2018	N/A	Yes
285 North County Center	372 E Commercial St.	Willits	SDGE	SD	Publ Int	Mendocino-Lake Community College District	6/16/2016	8	7/29/2016	1/29/2018	N/A	N/A
286 600 Corporate Pointe Dr - Lincoln Property	600 Corporate Pointe Dr.	Culver City	SCE	LA	Workplace	Lincoln Property Company Commercial Inc.	2/25/2015	10	8/1/2016	2/1/2018	N/A	No
287 San Francisco	455 8th St.	San Francisco	PGE	SF	Workplace	California Highway Patrol	4/12/2016	4	8/1/2016	2/1/2018	N/A	No
288 Newhall	28648 The Old Rd.	Valencia	SCE	LA	Workplace	California Highway Patrol	4/12/2016	10	8/1/2016	2/1/2018	N/A	No
289 East LA	1601 Corporate Center Dr	Monterey Park	SCE	LA	Workplace	California Highway Patrol	4/12/2016	10	8/1/2016	2/1/2018	N/A	Yes
290 Vista (Oceanside)	1888 Oceanside Blvd	Oceanside	SDGE	SD	Workplace	California Highway Patrol	4/12/2016	6	8/5/2016	2/5/2018	N/A	Yes
291 Capistrano	32951 Camino Capistrano	San Juan Capistrano	SDGE	SD	Workplace	California Highway Patrol	4/12/2016	6	8/5/2016	2/5/2018	N/A	Yes
292 Rancho Cucamonga	9530 Pittsburgh Ave.	Rancho Cucamonga	SCE	LA	Workplace	California Highway Patrol	4/12/2016	10	8/5/2016	2/5/2018	N/A	Yes
293 Baldwin Park	14039 Francisquito Ave.	Baldwin Park	SCE	LA	Workplace	California Highway Patrol	4/12/2016	2	8/5/2016	2/5/2018	N/A	Yes
294 400 Corporate Pointe Dr. - Lincoln Property	400 Corporate Pointe Dr.	Culver City	SCE	LA	Workplace	Lincoln Property Company Commercial Inc.	2/25/2015	10	8/12/2016	2/12/2018	N/A	Yes
295 AIMCO - Preserve at Marin	754 Robin Dr	Corte Madera	PGE	SJV	Multi-Family	AIMCO	12/22/2015	14	8/12/2016	2/12/2018	No	No
296 Kaiser - Union City	3555 Whipple Rd	Union City	PGE	SF	Publ Int	Kaiser Permanente	12/29/2015	10	8/12/2016	2/12/2018	N/A	N/A
297 San Geronio Pass	195 Highland Springs Ave	Beaumont	SCE	LA	Workplace	California Highway Patrol	4/12/2016	10	8/12/2016	2/12/2018	N/A	No
298 Inland Division Office (San Bernardino-Brier)	847 E. Brier Dr.	San Bernardino	SCE	LA	Workplace	California Highway Patrol	4/12/2016	10	8/12/2016	2/12/2018	N/A	Yes

Name	Street Address	City	IOU	Market	Type	Host	Contract Date	Stubs	Completion		Deed	Restricted	CES
									Date	Period End	Housing		
299 Trabuco Highlands	31872 Joshua Drive	Ranch Santa Margarita	SCE	LA	Multi-Family	Lyon Communities	3/15/2016	10	8/12/2016	2/12/2018	No	No	No
300 Simeon Commercial Properties-	6410 Overland Avenue	Emeryville	PGE	SF	Workplace	Simeon Commercial Properties	6/13/2016	10	8/12/2016	2/12/2018	N/A	No	No
301 Antelope Valley	2041 W Ave I	Lancaster	SCE	LA	Workplace	California Highway Patrol	4/12/2016	4	8/16/2016	2/16/2018	N/A	No	No
302 4900 California Ave (Tower B)	4900 California Ave	Bakersfield	PGE	SJV	Workplace	Adler Realty Investments	4/14/2016	10	8/18/2016	2/18/2018	N/A	No	No
303 AIRPORT PROFESSIONAL CENTER	17838 Fitch Ave	Irvine	SCE	LA	Workplace	AEW Capital Management, L.P	3/16/2016	10	8/23/2016	2/23/2018	N/A	No	No
304 2500 Atlas	2500 Atlas	Richmond	PGE	SF	Workplace	Bio-Rad Laboratories	11/31/15	8	8/26/2016	2/26/2018	N/A	Yes	Yes
305 6000 Alfred Nobel	6000 Alfred Nobel	Hercules	PGE	SF	Workplace	Bio-Rad Laboratories	11/31/15	8	8/26/2016	2/26/2018	N/A	No	No
306 5400 E 2nd Street	5400 E 2nd Street	Benecia	SCE	LA	Workplace	Bio-Rad Laboratories	11/31/15	10	8/26/2016	2/26/2018	N/A	No	No
307 825 Alfred Nobel	825 Alfred Nobel	Hercules	PGE	SF	Workplace	Bio-Rad Laboratories	11/31/15	10	8/26/2016	2/26/2018	N/A	No	No
308 225 Linus Pauling Dr	225 Linus Pauling Dr	Hercules	PGE	SF	Workplace	Bio-Rad Laboratories	11/31/15	10	8/26/2016	2/26/2018	N/A	No	No
309 15378 Avenue of Innovation	15378 Avenue of Innovation	San Diego	SDGE	SD	Workplace	Starwood	6/30/2015	10	8/26/2016	2/26/2018	N/A	No	No
310 San Bernardino	2211 Western Ave.	San Bernardino	SCE	LA	Workplace	California Highway Patrol	4/12/2016	10	8/26/2016	2/26/2018	N/A	Yes	Yes
311 Hanford	1565 Glendale Ave.	Hanford	SCE	SJV	Workplace	California Highway Patrol	4/12/2016	10	8/26/2016	2/26/2018	N/A	Yes	Yes
312 International Technological University- ITU	2711 North First Street	San Jose	PGE	SF	Publ Int	International Technological University	6/29/2015	10	8/26/2016	2/26/2018	N/A	N/A	N/A
313 9500 Jeronimo	9500 Jeronimo	Irvine	Irvine	LA	Workplace	Bio-Rad Laboratories	11/31/15	3	8/26/2016	2/26/2018	N/A	No	No
314 South LA	19700 Hamilton Ave	Torrance	SCE	LA	Workplace	California Highway Patrol	4/12/2016	10	8/26/2016	2/26/2018	N/A	No	No
315 SDIHAC-Iowa Street Senior Housing Partners	3939 Iowa Street	San Diego	SDGE	SD	Multi-Family	SD Interfaith Housing Assistance Corporation	2/29/2016	2	8/26/2016	2/26/2018	Yes	Yes	Yes
316 Merced Area Office	1500 Bell Drive	Atwater	PGE	SJV	Workplace	California Highway Patrol	4/12/2016	10	8/26/2016	2/26/2018	N/A	No	No
317 Modesto Area Office	4030 Kiernan Avenue	Modesto	PGE	SJV	Workplace	California Highway Patrol	4/12/2016	10	8/26/2016	2/26/2018	N/A	No	No
318 101 N Sepulveda	101 N Sepulveda	El Segundo	SDGE	SD	Workplace	Lincoln Property Company Commercial Inc.	2/25/2015	10	8/30/2016	2/28/2018	N/A	No	No
319 Kaiser - Fremont Medical Center	39400 Paseo Padre Pkwy	Fremont	SDGE	SD	Publ Int	Kaiser Permanente	12/29/2015	10	9/1/2016	3/1/2018	N/A	N/A	N/A
320 Visalia Area Office	5025 West Noble Avenue	Visalia	SCE	SJV	Workplace	California Highway Patrol	4/12/2016	10	9/2/2016	3/2/2018	N/A	Yes	Yes
321 Border Division	9330 Farnham St.	San Diego	SDGE	SD	Workplace	California Highway Patrol	4/12/2016	10	9/2/2016	3/2/2018	N/A	No	No
322 Fort Tejon (Lebec)	1033 Lebec Rd	Lebec	SCE	SJV	Workplace	California Highway Patrol	4/12/2016	10	9/9/2016	3/9/2018	N/A	No	No
323 Monterey	960 E Blanco Rd	Salinas	PGE	SF	Workplace	California Highway Patrol	4/12/2016	4	9/9/2016	3/9/2018	N/A	Yes	Yes
324 Santa Cruz (Aptos)	10395 Soquel Dr	Aptos	PGE	SF	Workplace	California Highway Patrol	4/12/2016	6	9/9/2016	3/9/2018	N/A	No	No
325 King City	2 Broadway Cir	King City	PGE	SF	Workplace	California Highway Patrol	4/12/2016	5	9/9/2016	3/9/2018	N/A	No	No
326 San Luis Obispo	675 California Blvd	San Luis Obispo	PGE	SF	Workplace	California Highway Patrol	4/12/2016	6	9/9/2016	3/9/2018	N/A	No	No
327 Golden Gate Division	1551 Benicia Rd	Vallejo	PGE	SF	Workplace	California Highway Patrol	4/12/2016	10	9/9/2016	3/9/2018	N/A	No	No
328 Hayward	2434 Whipple Rd	Hayward	PGE	SF	Workplace	California Highway Patrol	4/12/2016	4	9/9/2016	3/9/2018	N/A	No	No
329 Genentech - Bay Area	1 Dna Way	South San Francisco	PGE	SF	Workplace	Genentech	7/15/2016	20	9/15/2016	3/15/2018	N/A	Yes	Yes
330 520 Broadway	520 Broadway	Santa Monica	SCE	LA	Workplace	Tishman Speyer	8/26/2016	10	9/19/2016	3/19/2018	N/A	No	No
331 Victorville	14210 Amargosa Rd	Victorville	SCE	LA	Workplace	California Highway Patrol	4/12/2016	6	9/19/2016	3/19/2018	N/A	No	No
332 MG - Creekside Village	495 E 3rd St	San Bernardino	SCE	LA	Multi-Family	MG Properties	1/26/2016	9	9/19/2016	3/19/2018	Yes	Yes	Yes
333 MG-Terramonte at Foothill	150 W Foothill Blvd	Pomona	SCE	LA	Multi-Family	MG Properties	1/26/2016	10	9/23/2016	3/23/2018	N/A	No	No
334 Morongo Basin (29 Palms)	63683 29 Palms Hwy	Joshua Tree	SCE	LA	Workplace	California Highway Patrol	4/12/2016	4	9/30/2016	3/30/2018	N/A	No	No
335 Arrowhead (Running Springs)	31230 Highway 18	Running Springs	SCE	LA	Workplace	California Highway Patrol	4/12/2016	2	9/30/2016	3/30/2018	N/A	No	No
336 The Metro at Corona Bldg 1	151 West Harrison Street	Corona	SCE	LA	Multi-Family	Watermark - Wermer Properties	6/16/2016	10	9/30/2016	3/30/2018	N/A	Yes	Yes
337 Bishop	469 S Main St	Bishop	PGE	SJV	Workplace	California Highway Patrol	4/12/2016	6	9/30/2016	3/30/2018	N/A	No	No
338 Barstow	300 E Mountain View St	Barstow	SCE	LA	Workplace	California Highway Patrol	4/12/2016	10	10/7/2016	4/7/2018	N/A	No	No
339 Sedona	1630 Orchard Dr	Placencia	SCE	LA	Multi-Family	Lyon Communities	5/28/2015	14	10/7/2016	4/7/2018	No	No	No
340 Manhattan Towers	1230 Rosecrans Ave Ste 150	Manhattan Beach	SCE	LA	Workplace	Manhattan Towers	7/8/2016	10	10/7/2016	4/7/2018	N/A	No	No
341 Williams	100 E St	Williams	PGE	SF	Workplace	California Highway Patrol	4/12/2016	10	10/7/2016	4/7/2018	N/A	No	No
342 Garberville	30 West Coast Rd	Redway	PGE	SF	Workplace	California Highway Patrol	4/12/2016	10	10/7/2016	4/7/2018	N/A	No	No
343 Red Bluff	2550 Main St	Red Bluff	PGE	SF	Workplace	California Highway Patrol	4/12/2016	8	10/7/2016	4/7/2018	N/A	No	No
344 490 Oak St.	490 N Oak St	Inglewood	SCE	LA	Workplace	Marvin Group	6/29/2016	12	10/10/2016	4/10/2018	N/A	No	No
345 Northern Division Office	2485 Sonoma St	Redding	PGE	SF	Workplace	California Highway Patrol	4/12/2016	10	10/10/2016	4/10/2018	N/A	No	No
346 Waves MDR-	13700 Tahiti Way	Marina Del Rey	SCE	LA	Multi-Family	Waves MDR	6/9/2016	24	10/14/2016	4/14/2018	No	No	No
347 Yuba City	1619 Poole Blvd	Yuba City	PGE	SF	Workplace	California Highway Patrol	4/12/2016	10	10/14/2016	4/14/2018	N/A	No	No
348 Juniper Properties	16015,16062,16188,16240 Juniper S	Hesperia	SCE	LA	Multi-Family	HACSB [Housing Authority of the County of San Bernardino]	8/15/2016	8	10/14/2016	4/14/2018	Yes	No	No
349 16th Street	1600 16th St	Firebaugh	PGE	SJV	Workplace	Firebaugh-Las Deltas Unified School District	8/17/2016	10	10/14/2016	4/14/2018	N/A	Yes	Yes
350 Sunset Gardens	12296 4th St # 1-39	Yucaipa	SCE	LA	Multi-Family	HACSB [Housing Authority of the County of San Bernardino]	8/15/2016	39	10/20/2016	4/20/2018	Yes	Yes	Yes
351 Brockton Property	725 E Brockton Ave # 1-8	Redlands	SCE	LA	Multi-Family	HACSB [Housing Authority of the County of San Bernardino]	8/15/2016	2	10/21/2016	4/21/2018	Yes	No	No
352 Las Palmas	2598 Associated Rd	Fullerton	SCE	LA	Multi-Family	Lyon Communities	5/28/2015	9	10/21/2016	4/21/2018	Yes	No	No
353 261 W Beach Ave.	261 W Beach Ave	Inglewood	SCE	LA	Workplace	Marvin Group	6/29/2016	8	10/21/2016	4/21/2018	N/A	No	No
354 MG-Morning View Terrace	439 W El Norte Pkwy	Escondido	SDGE	SD	Multi-Family	MG Properties	1/26/2016	10	10/21/2016	4/21/2018	No	Yes	Yes
355 MG-Sage Canyon	42200 Moraga Rd	Temecula	SCE	LA	Multi-Family	MG Properties	1/26/2016	7	10/21/2016	4/21/2018	No	No	No
356 Ventura	4656 Valentine Rd	Ventura	SCE	LA	Workplace	California Highway Patrol	4/12/2016	10	10/21/2016	4/21/2018	N/A	No	No
357 Lombard Property	1027 Lombard Dr # A-d	Redlands	SCE	LA	Multi-Family	HACSB [Housing Authority of the County of San Bernardino]	8/15/2016	2	10/28/2016	4/28/2018	Yes	Yes	Yes
358 Muni Property	16260 Muni Rd # 1-7	Apple Valley	SCE	LA	Multi-Family	HACSB [Housing Authority of the County of San Bernardino]	8/15/2016	2	10/28/2016	4/28/2018	Yes	No	No
359 Stillman Property	1324 Stillman Ave # 101-109	Redlands	SCE	LA	Multi-Family	HACSB [Housing Authority of the County of San Bernardino]	8/15/2016	2	10/28/2016	4/28/2018	Yes	No	No
360 MOUNTAIN VIEW	15876 Chehalis Rd # 1-30	Apple Valley	SCE	LA	Multi-Family	HACSB [Housing Authority of the County of San Bernardino]	8/15/2016	2	10/28/2016	4/28/2018	Yes	No	No

Name	Street Address	City	IOU	Market	Type	Host	Contract Date	Stubs	Completion Date	Start-up Period End Date	Deed Restricted	Housing	CES
361 Yakima	13652 Yakima Rd # 1-6	Apple Valley	SCE	LA	Multi-Family	HACSB [Housing Authority of the County of San Bernardino]	8/15/2016	2	10/28/2016	4/28/2018	Yes	No	No
362 San Mateo	48 N San Mateo St # 1-8	Redlands	SCE	LA	Multi-Family	HACSB [Housing Authority of the County of San Bernardino]	8/15/2016	2	10/28/2016	4/28/2018	Yes	No	No
363 Sun	220 E Sun Ave # 310	Redlands	SCE	LA	Multi-Family	HACSB [Housing Authority of the County of San Bernardino]	8/15/2016	2	10/28/2016	4/28/2018	Yes	Yes	No
364 Catalina Landing	320 Golden Shore	Long Beach	SCE	LA	Workplace	Rising Realty Partners	5/24/2016	10	10/28/2016	4/28/2018	N/A	No	No
365 Mojave	1313 State Highway 58	Mojave	SCE	SJV	Workplace	California Highway Patrol	4/12/2016	10	10/31/2016	4/30/2018	N/A	No	No
366 Welch Court	14457, 14463, 14469 Welch Court	Hesperia	SCE	LA	Multi-Family	HACSB [Housing Authority of the County of San Bernardino]	8/15/2016	3	11/4/2016	5/4/2018	Yes	No	No
367 Santa Maria	1710 Carlotti Dr	Santa Maria	PGE	SF	Workplace	California Highway Patrol	4/12/2016	10	11/4/2016	5/4/2018	N/A	No	No
368 Oceanside Block 18 MAIN ST	260 Mission Ave	Oceanside	SDGE	SD	Multi-Family	Ryan Companies	9/15/2016	10	11/11/2016	5/11/2018	Yes	No	No
369 Shea - Ascent	5805 Charlotte Dr	San Jose	PGE	SF	Multi-Family	Shea Properties	9/28/2016	20	11/11/2016	5/11/2018	Yes	No	No
370 Building #16, 14200 Kirkham Way	14200 Kirkham Way	Poway	SDGE	SD	Workplace	General Atomics	7/21/2016	10	11/11/2016	5/11/2018	N/A	No	No
371 CBC Advisors - 303 Almaden	303 Almaden Blvd Ste 100	San Jose	PGE	SF	Workplace	CBC Advisors	7/7/2016	8	11/15/2016	5/15/2018	N/A	Yes	No
372 Equity - City Gate	5608 Stevens Creek Blvd	Cupertino	PGE	SF	Multi-Family	Equity Residential	4/29/2015	80	11/15/2016	5/15/2018	No	No	No
373 MG-Stonewood Gardens	3889 Midway Dr	San Diego	SDGE	SD	Multi-Family	MG Properties	1/26/2016	10	11/18/2016	5/18/2018	Yes	No	No
374 Building #15, 14115 Stowe Dr	14115 Stowe Dr	Poway	SDGE	SD	Workplace	General Atomics	7/21/2016	10	11/18/2016	5/18/2018	N/A	No	No
375 1644 N. Broadway	1644 N Broadway	Walnut Creek	PGE	SF	Workplace	City of Walnut Creek Public Works	9/22/2016	10	11/21/2016	5/21/2018	N/A	No	No
376 Equity - Fremont Center	39410 Civic Center Dr	Fremont	PGE	SF	Multi-Family	Equity Residential	10/19/2016	30	11/23/2016	5/23/2018	N/A	No	No
377 Eureka	35152 Eureka Ave # A-d	Yucaipa	SCE	LA	Multi-Family	HACSB [Housing Authority of the County of San Bernardino]	8/15/2016	4	11/23/2016	5/23/2018	Yes	No	No
378 3110 Regatta Blvd	3110 Regatta Ave	Richmond	PGE	SF	Workplace	Bio-Rad Laboratories	7/22/2016	8	11/30/2016	5/30/2018	N/A	No	No
379 15073 Avenue of Science	15073 Avenue of Science	San Diego	SDGE	SD	Workplace	Starwood	6/30/2015	10	11/30/2016	5/30/2018	N/A	No	No
380 Blythe	430 S Broadway	Blythe	SCE	LA	Workplace	California Highway Patrol	4/12/2016	8	11/30/2016	5/30/2018	N/A	No	No
381 Porterville	861 W Morton Ave	Porterville	SCE	SJV	Workplace	California Highway Patrol	4/12/2016	2	12/9/2016	6/9/2018	N/A	No	No
382 Casaba	18185 Casaba Rd # 1-7	Adelanto	SCE	LA	Multi-Family	HACSB [Housing Authority of the County of San Bernardino]	8/15/2016	2	12/9/2016	6/9/2018	Yes	No	No
383 Larkspur	18172 Larkspur Rd # 1-7	Adelanto	SCE	LA	Multi-Family	HACSB [Housing Authority of the County of San Bernardino]	8/15/2016	2	12/9/2016	6/9/2018	Yes	No	No
384 Santa Rosa	6100 Labath Ave	Rohnert Park	PGE	SF	Workplace	California Highway Patrol	4/12/2016	6	12/9/2016	6/9/2018	N/A	No	No
385 Solano	3050 Travis Blvd	Fairfield	PGE	SF	Workplace	California Highway Patrol	4/12/2016	4	12/9/2016	6/9/2018	N/A	No	No
386 Marin	53 San Clemente Dr	Corte Madera	PGE	SJV	Workplace	California Highway Patrol	4/12/2016	10	12/9/2016	6/9/2018	N/A	No	No
387 Building #18, 14250 Kirkham Way,	14250 Kirkham Way	Poway	SDGE	SD	Workplace	General Atomics	6/9/2015	10	12/9/2016	6/9/2018	N/A	No	No
388 Building #20, 14303 General Atomics Way	14303 General Atomics Way	Poway	SDGE	SD	Workplace	General Atomics	6/9/2015	10	12/9/2016	6/9/2018	N/A	No	No
389 CBRE Walnut Tech Business Center - 20277 V	20277 Valley Blvd	Walnut	SCE	LA	Workplace	AEW Capital Management, L.P	9/21/2016	2	12/16/2016	6/16/2018	N/A	No	No
390 CBRE Walnut Tech Business Center - 20265 V	20265 Valley Blvd	Walnut	SCE	LA	Workplace	AEW Capital Management, L.P	9/21/2016	2	12/16/2016	6/16/2018	N/A	No	No
391 Canada	24528 Canada St	Loma Linda	SCE	LA	Multi-Family	HACSB [Housing Authority of the County of San Bernardino]	8/15/2016	4	12/16/2016	6/16/2018	Yes	No	No
392 Building #17, 14170 Kirkham Way	14170 Kirkham Way	Poway	SDGE	SD	Workplace	General Atomics	6/9/2015	10	12/16/2016	6/16/2018	N/A	No	No
393 AVA Newport	1765 Santa Ana Ave	Costa Mesa	SCE	LA	Multi-Family	AvalonBay Communities, Inc.	11/3/2016	4	12/16/2016	6/16/2018	No	No	No
394 Sago	15780 Sago Rd # A-e	Apple Valley	SCE	LA	Multi-Family	HACSB [Housing Authority of the County of San Bernardino]	8/15/2016	5	12/19/2016	6/19/2018	Yes	No	No
395 Oakhurst	40500 Redbud Dr	Oakhurst	PGE	SJV	Workplace	California Highway Patrol	4/12/2016	10	12/21/2016	6/21/2018	N/A	No	No
396 Mariposa	5264 Highway 49 N	Mariposa	PGE	SJV	Workplace	California Highway Patrol	4/12/2016	10	12/21/2016	6/21/2018	N/A	No	No
397 Coalinga	125 S 6th St	Coalinga	PGE	SJV	Workplace	California Highway Patrol	4/12/2016	10	12/21/2016	6/21/2018	N/A	No	No
398 Napa	975 Golden Gate Dr	Napa	PGE	SF	Workplace	California Highway Patrol	4/12/2016	6	12/21/2016	6/21/2018	N/A	No	No
399 Central Division Office	5179 N Gates Ave	Fresno	PGE	SJV	Workplace	California Highway Patrol	4/12/2016	10	12/21/2016	6/21/2018	N/A	Yes	No
400 200 Rose	200 Rose St	San Francisco	PGE	SF	Multi-Family	PowerTree Services	10/24/2016	2	1/6/2017	7/6/2018	No	No	No
401 361 14th St.	361 14th St	San Francisco	PGE	SF	Multi-Family	PowerTree Services	10/24/2016	2	1/6/2017	7/6/2018	No	No	No
402 Yucca Property	1358 Yucca Dr # A-n	San Bernardino	SCE	LA	Multi-Family	HACSB [Housing Authority of the County of San Bernardino]	8/15/2016	2	1/6/2017	7/6/2018	Yes	No	No
403 Lugo	1405 N Lugo Ave	San Bernardino	SCE	LA	Multi-Family	HACSB [Housing Authority of the County of San Bernardino]	8/15/2016	2	1/6/2017	7/6/2018	Yes	Yes	No
404 Leichtag Main	441 Saxony Rd	Encinitas	SDGE	SD	Workplace	Leichtag Foundation	9/13/2016	8	1/6/2017	7/6/2018	N/A	No	No
405 Crafton Property	1248 Crafton Ave # A-e	Mentone	SCE	LA	Multi-Family	HACSB [Housing Authority of the County of San Bernardino]	8/15/2016	2	1/13/2017	7/13/2018	Yes	No	No
406 Merrill Property	224 W Merrill Ave # A1-c8	Rialto	SCE	LA	Multi-Family	HACSB [Housing Authority of the County of San Bernardino]	8/15/2016	8	1/13/2017	7/13/2018	Yes	Yes	No
407 Avalon Irvine Phase III Millikan	16952 Millikan Ave	Irvine	SCE	LA	Multi-Family	AvalonBay Communities, Inc.	12/13/2016	4	1/13/2017	7/13/2018	Yes	No	No
408 Avalon Irvine Phase I Alton	2777 Alton Pkwy Phase I	Irvine	SCE	LA	Multi-Family	AvalonBay Communities, Inc.	12/13/2016	6	1/13/2017	7/13/2018	Yes	No	No
409 Sonora	18437 5th Ave	Jamestown	PGE	SJV	Workplace	California Highway Patrol	4/12/2016	10	1/19/2017	7/19/2018	N/A	No	No
410 LocaleAdvisor - 5015 Shoreham Place	5015 Shoreham Pl	San Diego	SDGE	SD	Workplace	Locale Advisors	10/20/2016	2	1/23/2017	7/23/2018	N/A	No	No
411 Express Business Systems, Inc. Headquarters	9155 Trade Pl	San Diego	SDGE	SD	Workplace	Express Business Systems, Inc.	11/30/2016	10	1/26/2017	7/26/2018	N/A	No	No
412 Avalon Thousand Oaks Plaza	235 N Conejo School Rd	Thousand Oaks	SCE	LA	Multi-Family	AvalonBay Communities, Inc.	11/13/2016	28	1/27/2017	7/27/2018	No	No	No
413 Yucca Loma	21463 Yucca Loma Rd	Apple Valley	SCE	LA	Multi-Family	HACSB [Housing Authority of the County of San Bernardino]	8/15/2016	2	1/30/2017	7/30/2018	Yes	No	No
414 REV/V2G-Police Station	P307 Pd Greenhouse Lane	La Jolla	SDGE	SD	Workplace	UCSD	6/1/2015	10	1/30/2017	7/30/2018	N/A	No	No
415 REV/V2G Trade Street	7835 Trade St	San Diego	SDGE	SD	Workplace	UCSD	6/1/2015	10	1/30/2017	7/30/2018	N/A	No	No
416 Kaiser - Fontana Medical Center	9961 Sierra Ave	Fontana	SCE	LA	Publ Int	Kaiser Permanente	10/19/2016	20	1/31/2017	7/31/2018	N/A	N/A	N/A
417 Mindrum Precision Headquarters	10000 4th Street Rancho	Cucamonga	SCE	LA	Workplace	Mindrum Precision Inc.	10/7/2016	10	2/7/2017	8/7/2018	N/A	Yes	No
418 Helio Power Offices	25747 Jefferson Ave	Murrieta	SCE	LA	Workplace	Helio Power Inc.	6/14/2016	10	2/7/2017	8/7/2018	N/A	No	No
419 1111 Broadway	1111 Broadway	Oakland	PGE	SF	Workplace	CBRE-SemaConnect	8/30/2016	10	2/10/2017	8/10/2018	N/A	Yes	No
420 Summit Walk	1206 W 4th St	Ontario	SCE	LA	Multi-Family	HACSB [Housing Authority of the County of San Bernardino]	8/15/2016	3	2/16/2017	8/16/2018	Yes	Yes	Yes
421 Francis	319 W Francis St # 1-6	Ontario	SCE	LA	Multi-Family	HACSB [Housing Authority of the County of San Bernardino]	8/15/2016	2	2/16/2017	8/16/2018	Yes	Yes	Yes
422 Avalon Glendora	121 E Route 66	Glendora	SCE	LA	Multi-Family	AvalonBay Communities, Inc.	11/13/2016	10	2/16/2017	8/16/2018	Yes	No	No
423 Ralston	753 W Ralston St # 1-8	Ontario	SCE	LA	Multi-Family	HACSB [Housing Authority of the County of San Bernardino]	8/15/2016	2	2/16/2017	8/16/2018	Yes	Yes	Yes
424 Redwood City	355 Conventon Way	Redwood City	PGE	SF	Workplace	California Highway Patrol	4/12/2016	8	2/16/2017	8/16/2018	N/A	No	No



Name	Street Address	City	IOU	Market	Type	Host	Contract Date	Stubs	Completion Date	Start-up Period End	Deed Restricted	Housing	CES
425 9350 Flair Drive	9350 Flair Dr	El Monte	SCE	LA	Workplace	Multi Investment	11/9/2016	6	2/17/2017	8/17/2018	N/A	No	Yes
426 9300 Flair Drive	9300 Flair Dr	El Monte	SCE	LA	Workplace	Multi Investment	11/9/2016	10	2/17/2017	8/17/2018	N/A	No	Yes
427 Amador CHP	301 Clinton Rd	Jackson	PGE	SJV	Workplace	California Highway Patrol	4/12/2016	10	2/17/2017	8/17/2018	N/A	No	No
428 San Diego	4902 Pacific Hwy	San Diego	SDGE	SD	Workplace	California Highway Patrol	4/12/2016	2	2/17/2017	8/17/2018	N/A	No	No
429 Santa Barbara	6465 Calle Real	Santa Barbara	PGE	SF	Workplace	California Highway Patrol	4/12/2016	10	2/17/2017	8/17/2018	N/A	No	No
430 Madera Area Office	3051 Airport Dr	Madera	PGE	SJV	Workplace	California Highway Patrol	4/12/2016	10	2/20/2017	8/20/2018	N/A	No	Yes
431 Westminister	13200 Goldenwest St	Westminister	SCE	LA	Workplace	California Highway Patrol	4/12/2016	6	2/20/2017	8/20/2018	N/A	No	Yes
432 Auburn CHP	9440 Indian Hill Rd	Newcastle	PGE	SF	Workplace	California Highway Patrol	4/12/2016	10	2/20/2017	8/20/2018	N/A	No	No
433 Tracy	385 W Grant Line Rd	Tracy	PGE	SJV	Workplace	California Highway Patrol	4/12/2016	10	2/20/2017	8/20/2018	N/A	No	Yes
434 Avalon Oak Creek Phase II	29061 Oak Creek Lane	Agoura Hills	SCE	LA	Multi-Family	AvalonBay Communities, Inc.	12/6/2016	18	2/20/2017	8/20/2018	No	No	No
435 4180 La Jolla Village Drive	4180 La Jolla Village Dr	La Jolla	SDGE	SD	Workplace	Bollert LeBeau (BBL Inc.)	6/19/2013	10	2/20/2017	8/20/2018	N/A	No	No
436 Buellton	166 Industrial Way	Buellton	PGE	SF	Workplace	California Highway Patrol	4/12/2016	2	2/20/2017	8/20/2018	N/A	No	No
437 Oakland	3601 Telegraph Ave	Oakland	PGE	SF	Workplace	California Highway Patrol	4/12/2016	10	2/20/2017	8/20/2018	N/A	No	No
438 Avalon Oak Creek Phase I	29128 Oak Creek Ln	Agoura Hills	SCE	LA	Multi-Family	AvalonBay Communities, Inc.	12/6/2016	30	2/20/2017	8/20/2018	No	No	No
439 Avalon Walnut Creek	1001 Harvey Dr Apt 156	Walnut Creek	PGE	SF	Multi-Family	AvalonBay Communities, Inc.	12/6/2016	32	2/22/2017	8/22/2018	No	No	No
440 Los Banos	706 W Pacheco Blvd	Los Banos	PGE	SJV	Workplace	California Highway Patrol	4/12/2016	4	2/23/2017	8/23/2018	N/A	No	Yes
441 Garden - LIX 805, LLC - 360 South Building 12	9025 Sydney Ct	San Diego	SDGE	SD	Multi-Family	Garden Communities CA	10/28/2015	6	2/28/2017	8/28/2018	No	No	No
442 Shea - 88 At Alhambra Place	88 South Garfield	Alhambra	SCE	LA	Multi-Family	Shea Properties	11/9/2016	10	2/28/2017	8/28/2018	No	No	No
443 Woodland	13739 Andrew Stevens Dr	Woodland	PGE	SF	Workplace	California Highway Patrol	4/12/2016	10	2/28/2017	8/28/2018	N/A	No	No
444 PCT	200 N Sepulveda Blvd	El Segundo	SCE	LA	Workplace	BlackRock	8/4/2015	9	2/28/2017	8/28/2018	N/A	No	No
445 5684 Bay Street	5684 Bay St	Emeryville	PGE	SF	Multi-Family	BlackRock	8/4/2015	10	2/28/2017	8/28/2018	Yes	No	No
446 Stockton	2720 N Wilcox Rd	Stockton	PGE	SJV	Workplace	California Highway Patrol	4/12/2016	10	2/28/2017	8/28/2018	N/A	Yes	Yes
447 Hollister-Gilroy	740 Renz Ln	Gilroy	PGE	SF	Workplace	California Highway Patrol	4/12/2016	10	2/28/2017	8/28/2018	N/A	Yes	Yes
448 San Jose	2020 Junction Ave	San Jose	PGE	SF	Workplace	California Highway Patrol	4/12/2016	10	2/28/2017	8/28/2018	N/A	No	No
449 Shea - Reata	24391 Avenida De La Carlota	Laguna Hills	SCE	LA	Multi-Family	Shea Properties	9/28/2016	5	2/28/2017	8/28/2018	No	Yes	Yes
450 Euclid	1409 E. Euclid Ave.#1	Ontario	SCE	LA	Multi-Family	HACSB [Housing Authority of the County of San Bernardino]	8/15/2016	2	3/1/2017	9/1/2018	Yes	Yes	Yes
451 Build Inc. - 680 Indiana HOA	315 Linden St	San Francisco	PGE	SF	Multi-Family	Build Inc.	6/19/2015	16	3/6/2017	9/6/2018	Yes	No	No
452 Buttonwillow	29449 Stockdale Hwy	Bakersfield	PGE	SJV	Workplace	California Highway Patrol	4/12/2016	10	3/8/2017	9/8/2018	N/A	Yes	Yes
453 Building #31, 14100 Danielson St,	14100 Danielson St	Poway	SDGE	SD	Workplace	General Atomics	6/9/2015	10	3/9/2017	9/9/2018	N/A	No	No
454 Building #26, 12385 First American Way	12385 First American Way	Poway	SDGE	SD	Workplace	General Atomics	6/9/2015	10	3/9/2017	9/9/2018	N/A	No	No
455 EVSA_REV/V2G-SVERDRUP HALL	8615 Discovery Way	La Jolla	SDGE	SD	Publ Int	UCSD	11/18/2016	10	3/10/2017	9/10/2018	N/A	N/A	N/A
456 1870 Pacific	1870 Pacific Ave	San Francisco	PGE	SF	Multi-Family	PowerTree Services	10/24/2016	2	3/13/2017	9/13/2018	No	No	No
457 325 9th Ave	325 9th Ave	San Francisco	PGE	SF	Multi-Family	PowerTree Services	10/24/2016	2	3/13/2017	9/13/2018	No	No	No
458 3449 22nd St.	3449 22nd St	San Francisco	PGE	SF	Multi-Family	PowerTree Services	10/24/2016	2	3/13/2017	9/13/2018	No	No	No
459 600 Oak	600 Oak St	San Francisco	PGE	SF	Multi-Family	PowerTree Services	10/24/2016	2	3/13/2017	9/13/2018	No	No	No
460 Wonderful Company Property-	3901 Via Oro Ave	Long Beach	SCE	LA	Workplace	Wonderful Company Property	7/7/2016	6	3/14/2017	9/14/2018	N/A	No	No
461 Avalon Simi Valley	1579 E Jefferson Way	Simi Valley	SCE	LA	Multi-Family	AvalonBay Communities, Inc.	3/30/2015	40	3/14/2017	9/14/2018	Yes	No	No
462 Sorrento Mesa Business Center	9883 Pacific Heights Blvd Ste E	San Diego	SCE	LA	Workplace	AEW Capital Management, LP	10/24/2016	9	3/16/2017	9/16/2018	N/A	No	No
463 1660 Bay	1660 Bay St	San Francisco	PGE	SF	Multi-Family	PowerTree Services	10/24/2016	2	3/17/2017	9/17/2018	No	No	No
464 1690 North	1690 N Point St	San Francisco	PGE	SF	Multi-Family	PowerTree Services	10/24/2016	2	3/17/2017	9/17/2018	No	No	No
465 Avalon at Cahill Park	754 the Alameda	San Jose	PGE	SF	Multi-Family	AvalonBay Communities, Inc.	3/30/2015	28	3/20/2017	9/20/2018	No	No	No
466 30401 Agoura Road	30401 Agoura Rd	Agoura Hills	SCE	LA	Workplace	Equity Office Properties Trust	10/4/2016	3	3/20/2017	9/20/2018	N/A	No	No
467 Valencia Grove	121 E Lugonia Ave	Redlands	SCE	LA	Multi-Family	HACSB [Housing Authority of the County of San Bernardino]	8/15/2016	26	3/22/2017	9/22/2018	Yes	Yes	Yes
468 Cushman & Wakefield - 2000 Powell	2000 Powell St	Emeryville	PGE	SF	Workplace	Cushman & Wakefield of California	10/28/2016	20	3/24/2017	9/24/2018	N/A	No	No
469 Contra Costa	5001 Blum Rd	Martinez	PGE	SF	Workplace	California Highway Patrol	4/12/2016	10	3/24/2017	9/24/2018	N/A	No	No
470 Avalon Sunset Towers	8 Locksley Ave Ofc	San Francisco	PGE	SF	Multi-Family	AvalonBay Communities, Inc.	3/30/2015	4	3/24/2017	9/24/2018	No	No	No
471 Kaiser - San Leandro	2500 Merced St	San Leandro	PGE	SF	Publ Int	Kaiser Permanente	12/6/2016	10	3/24/2017	9/24/2018	N/A	N/A	N/A
472 Santa Ana	2031 E Santa Clara Ave	Santa Ana	SCE	LA	Workplace	California Highway Patrol	4/12/2016	4	3/30/2017	9/30/2018	N/A	No	No
473 APEX Laguna Niguel	27960 Cabot Rd	Laguna Niguel	SCE	LA	Multi-Family	CALI CROWN VALLEY LLC	11/14/2016	10	3/30/2017	9/30/2018	Yes	No	No
474 Temecula	27685 Commerce Center Dr	Temecula	SCE	LA	Workplace	California Highway Patrol	4/12/2016	2	3/31/2017	9/30/2018	N/A	No	No
475 PS 1 Garage	2310 E El Segundo Blvd	El Segundo	SCE	LA	Workplace	Aerospace Corporation	9/26/2016	10	4/3/2017	10/3/2018	N/A	No	No
476 A8 Parking Lot	2310 E El Segundo Blvd	El Segundo	SCE	LA	Workplace	Aerospace Corporation	9/26/2016	10	4/3/2017	10/3/2018	N/A	No	No
477 A3 Parking Lot	2310 E El Segundo Blvd	El Segundo	SCE	LA	Workplace	Aerospace Corporation	9/26/2016	10	4/3/2017	10/3/2018	N/A	No	No
478 A2 Parking Lot	2310 E El Segundo Blvd	El Segundo	SCE	LA	Workplace	Aerospace Corporation	9/26/2016	10	4/3/2017	10/3/2018	N/A	No	No
479 D8 Parking Lot	200 N Aviation Blvd	El Segundo	SCE	LA	Workplace	Aerospace Corporation	9/26/2016	10	4/3/2017	10/3/2018	N/A	No	No
480 2250 5th Ave	2250 5th Ave Ste 900	San Diego	SDGE	SD	Workplace	Manchester Financial Group	3/31/2017	10	4/3/2017	10/3/2018	N/A	No	No
481 AVA Nob Hill	965 Sutter St	San Francisco	PGE	SF	Multi-Family	AvalonBay Communities, Inc.	3/30/2015	16	4/4/2017	10/4/2018	Yes	No	No
482 Avalon on The Alameda	1300 the Alameda	San Jose	PGE	SF	Multi-Family	AvalonBay Communities, Inc.	3/30/2015	31	4/4/2017	10/4/2018	No	No	No
483 UCSB_6510 El Colegio_Parking lot 50	6510 El Colegio Rd	Santa Barbara	PGE	SF	Multi-Family	UC SANTA BARBARA	12/5/2016	10	4/4/2017	10/4/2018	No	No	No
484 UCSB_Engineering Science Isla Vista_Parking	520 Mesa Rd	Santa Barbara	PGE	SF	Publ Int	UC SANTA BARBARA	12/5/2016	10	4/4/2017	10/4/2018	N/A	N/A	N/A
485 UCSB_Recreation Center Field_Parking lot 18	Ocean Rd Garage Lot 18	Santa Barbara	PGE	SF	Publ Int	UC SANTA BARBARA	12/5/2016	10	4/4/2017	10/4/2018	N/A	N/A	N/A
486 UCSB_Engineering II_Parking lot 10 Area 2	519 Mesa Rd	Santa Barbara	PGE	SF	Publ Int	UC SANTA BARBARA	12/5/2016	10	4/4/2017	10/4/2018	N/A	N/A	N/A
487 UCSB_Kohn Hall_Parking lot 10 Area 4	510 Mesa Rd	Santa Barbara	PGE	SF	Publ Int	UC SANTA BARBARA	12/5/2016	10	4/4/2017	10/4/2018	N/A	N/A	N/A
488 UCSB_Elings Hall_Parking lot 10 Area 3	512 Mesa Rd	Santa Barbara	PGE	SF	Publ Int	UC SANTA BARBARA	12/5/2016	10	4/4/2017	10/4/2018	N/A	N/A	N/A
489 UCSB_Student Resource Building_Parking lot	Ocean Rd Garage 22	Santa Barbara	PGE	SF	Publ Int	UC SANTA BARBARA	12/5/2016	6	4/4/2017	10/4/2018	N/A	N/A	N/A

Name	Street Address	City	IOU	Market	Type	Host	Contract Date	Stubs	Completion Date	Start-up	Deed	CES
										Period End	Restricted	
490 UCSB_Multi-Cultural Center_Parking lot 8	Rm 1504 Ucen Rd	Santa Barbara	PGE	SF	Publ Int	UC SANTA BARBARA	12/5/2016	10	4/4/2017	10/4/2018	N/A	N/A
491 UCSB_Events Center Building_Parking lot 22	Ocean Rd Garage 22 B	Santa Barbara	PGE	SF	Publ Int	UC SANTA BARBARA	12/5/2016	10	4/4/2017	10/4/2018	N/A	N/A
492 UCSB_Department of Theater and Dance_Par	Design & Construction Services Lot 2	Santa Barbara	PGE	SF	Publ Int	UC SANTA BARBARA	12/5/2016	10	4/4/2017	10/4/2018	N/A	N/A
493 Cypress	8148 Cypress Ave # 1-5	Fontana	SCE	LA	Multi-Family	HACSB [Housing Authority of the County of San Bernardino]	8/15/2016	2	4/4/2017	10/4/2018	Yes	Yes
494 Reed	16988 Reed St # 1-9	Fontana	SCE	LA	Multi-Family	HACSB [Housing Authority of the County of San Bernardino]	8/15/2016	2	4/7/2017	10/7/2018	Yes	Yes
495 MG-MG Properties Group Corporate Office	10505 Sorrento Valley Road Sui	San Diego	SDGE	SD	Workplace	MG Properties	1/26/2016	11	4/12/2017	10/12/2018	N/A	No
496 Dublin	4999 Gleason Dr	Dublin	PGE	SF	Workplace	California Highway Patrol	4/12/2016	10	4/13/2017	10/13/2018	N/A	No
497 Condor	15230 Condor Rd # 1-4	Victorville	SCE	LA	Multi-Family	HACSB [Housing Authority of the County of San Bernardino]	8/15/2016	2	4/13/2017	10/13/2018	Yes	Yes
498 249 E. Ocean Blvd.	249 E Ocean Blvd	Long Beach	SCE	LA	Workplace	Adler Realty Investments	4/14/2016	10	4/18/2017	10/18/2018	N/A	No
499 Marygold	17668 Marygold Ave # A-d	Bloomington	SCE	LA	Multi-Family	HACSB [Housing Authority of the County of San Bernardino]	8/15/2016	2	4/18/2017	10/18/2018	Yes	Yes
500 Pepper	9034 Pepper Ave # 1-5	Fontana	SCE	LA	Multi-Family	HACSB [Housing Authority of the County of San Bernardino]	8/15/2016	2	4/18/2017	10/18/2018	Yes	Yes
501 Casa Feliz Studios	525 S 9th St	San Jose	PGE	SF	Multi-Family	First Community Housing	12/2/2016	8	4/21/2017	10/21/2018	Yes	Yes
502 Alder	9878 Alder Ave	Bloomington	SCE	LA	Multi-Family	HACSB [Housing Authority of the County of San Bernardino]	8/15/2016	2	4/21/2017	10/21/2018	Yes	Yes
503 eaves Mountain View at Middlefield	555 W Middlefield Rd	Mountain View	PGE	SF	Multi-Family	AvalonBay Communities, Inc.	3/30/2015	10	4/24/2017	10/24/2018	No	No
504 10241 Wateridge	10241 Wateridge Cir	San Diego	SDGE	SD	Workplace	Parallel Capital Partners	11/16/2016	7	4/25/2017	10/25/2018	N/A	No
505 El Paseo Studios	4980 Hamilton Ave	San Jose	PGE	SF	Multi-Family	HACSB [Housing Authority of the County of San Bernardino]	12/2/2016	8	4/26/2017	10/26/2018	Yes	No
506 El Cajon	1722 E Main St	El Cajon	SDGE	SD	Workplace	California Highway Patrol	4/12/2016	6	4/26/2017	10/26/2018	N/A	No
507 Acacia Property	9590 Acacia Ave # 1-28	Fontana	SCE	LA	Multi-Family	HACSB [Housing Authority of the County of San Bernardino]	8/15/2016	4	4/27/2017	10/27/2018	Yes	Yes
508 Plaza Towers HOA	838 N Doheny Dr	West Hollywood	SCE	LA	Multi-Family	Plaza Towers HOA	12/14/2016	10	4/27/2017	10/27/2018	No	No
509 Avalon Walnut Ridge II	2992 Santos Ln	Walnut Creek	PGE	SF	Multi-Family	AvalonBay Communities, Inc.	3/30/2015	40	4/28/2017	10/28/2018	No	No
510 Avalon Walnut Ridge I	121 Roble Rd	Walnut Creek	PGE	SF	Multi-Family	AvalonBay Communities, Inc.	3/30/2015	12	4/28/2017	10/28/2018	No	No
511 5731 W. Las Positas Ave	5731 W Las Positas	Pleasanton	PGE	SF	Workplace	Bio-Rad Laboratories	1/13/2015	3	5/2/2017	11/2/2018	N/A	No
512 Maple Plaza	407 N Maple Dr	Beverly Hills	SCE	LA	Workplace	Tishman Speyer	8/26/2016	9	5/2/2017	11/2/2018	N/A	No
513 Kaiser - Richmond	901 Nevin Ave	Richmond	PGE	SF	Publ Int	Kaiser Permanente	10/19/2016	8	5/5/2017	11/5/2018	N/A	N/A
514 Third Street	13629 3rd St # 1364	Yucaipa	SCE	LA	Multi-Family	HACSB [Housing Authority of the County of San Bernardino]	8/15/2016	18	5/5/2017	11/5/2018	Yes	No
515 Kaiser - San Diego MC - Clairemont Mesa	9455 Clairemont Mesa Blvd	San Diego	SDGE	SD	Publ Int	Kaiser Permanente	7/1/2016	10	5/8/2017	11/8/2018	N/A	N/A
516 Kaiser - Viewridge MOB	5251 Viewridge Court	San Diego	SDGE	SD	Publ Int	Kaiser Permanente	7/1/2016	3	5/8/2017	11/8/2018	N/A	N/A
517 Equity - Vista 99 Apartments	99 Vista Montana	San Jose	PGE	SF	Multi-Family	Equity Residential	3/6/2017	10	5/11/2017	11/11/2018	No	No
518 Avalon Ocean Avenue	1150 Ocean Ave	San Francisco	PGE	SF	Multi-Family	AvalonBay Communities, Inc.	3/30/2015	8	5/12/2017	11/12/2018	Yes	No
519 Tern	15722 Tern Rd # 1-5	Victorville	SCE	LA	Multi-Family	HACSB [Housing Authority of the County of San Bernardino]	8/15/2016	2	5/12/2017	11/12/2018	Yes	No
520 eaves South Coast	555 Paularino Ave	Costa Mesa	SCE	LA	Multi-Family	AvalonBay Communities, Inc.	3/30/2015	2	5/12/2017	11/12/2018	No	No
521 eaves Huntington Beach	6700 Warner Ave	Huntington Beach	SCE	LA	Multi-Family	AvalonBay Communities, Inc.	3/30/2015	9	5/12/2017	11/12/2018	No	No
522 eaves Cerritos	11421 & 11454 East 186th Street	Artesia	SCE	LA	Multi-Family	AvalonBay Communities, Inc.	3/30/2015	2	5/12/2017	11/12/2018	No	No
523 Avalon Fashion Valley	7084 Friars Rd	San Diego	SDGE	SD	Multi-Family	AvalonBay Communities, Inc.	3/30/2015	6	5/12/2017	11/12/2018	No	No
524 Bandera	5161 Bandera St	Montclair	SCE	LA	Multi-Family	HACSB [Housing Authority of the County of San Bernardino]	8/15/2016	2	5/19/2017	11/19/2018	Yes	Yes
525 Brookwood Villas Apartment Homes - 1940 N	1940 Nice Dr	Corona	SCE	LA	Multi-Family	AEW Capital Management, L.P	6/2/2016	2	5/23/2017	11/23/2018	No	No
526 Brookwood Villas Apartment Homes - 1830 V	1830 Via Pacifica	Corona	SCE	LA	Multi-Family	AEW Capital Management, L.P	6/2/2016	2	5/23/2017	11/23/2018	No	No
527 Brookwood Villas Apartment Homes - 1885 S	1885 San Remo Dr	Corona	SCE	LA	Multi-Family	AEW Capital Management, L.P	6/2/2016	2	5/23/2017	11/23/2018	No	No
528 Brookwood Villas Apartment Homes - 1310 G	1310 Genova Dr	Corona	SCE	LA	Multi-Family	AEW Capital Management, L.P	6/2/2016	2	5/23/2017	11/23/2018	No	No
529 5700 Warland Dr.	5700 Warland Dr	Cypress	SCE	LA	Workplace	Warland Investments Company	2/22/2017	10	5/23/2017	11/23/2018	N/A	No
530 Brookwood Villas Apartment Homes - 1975 C	1975 Cannes Dr	Corona	SCE	LA	Multi-Family	AEW Capital Management, L.P	6/2/2016	2	5/24/2017	11/24/2018	No	No
531 15231 Alton Plaza	15231 Alton Pkwy	Irvine	SCE	LA	Workplace	AEW Capital Management, L.P	6/1/2016	5	5/26/2017	11/26/2018	N/A	No
532 15251 Alton Plaza	15251 Alton Pkwy	Irvine	SCE	LA	Workplace	AEW Capital Management, L.P	6/1/2016	5	5/26/2017	11/26/2018	N/A	No
533 9920 Pacific Heights Blvd	9920 Pacific Heights Blvd	San Diego	SDGE	SD	Workplace	Bollert LeBeau (BLB Inc).	7/27/2016	4	5/26/2017	11/26/2018	N/A	No
534 5760 Fleet Street	5760 Fleet St	Carlsbad	SDGE	SD	Workplace	Bollert LeBeau (BLB Inc).	7/27/2016	10	5/26/2017	11/26/2018	N/A	No
535 Building #23, 14040 Danielson St	14040 Danielson St	Poway	SDGE	SD	Workplace	General Atomics	6/9/2015	10	5/26/2017	11/26/2018	N/A	No
536 CITYMARK - Celsius	100 Citronica Ln	Lemon Grove	SDGE	SD	Multi-Family	CITYMARK DEV	5/31/2016	10	5/26/2017	11/26/2018	No	Yes
537 eaves Mission Viejo	24950 Via Floreor	Mission Viejo	SCE	LA	Multi-Family	AvalonBay Communities, Inc.	3/30/2015	2	5/26/2017	11/26/2018	Yes	No
538 South Coast Villas HOA	1101 West MacArthur Blvd.	Santa Ana	SCE	LA	Multi-Family	South Coast Villas HOA	6/14/2016	12	6/1/2017	12/1/2018	No	No
539 500 Howard	500 Howard St	San Francisco	PGE	SF	Workplace	CBRE-SemaConnect	10/17/2016	6	6/5/2017	12/5/2018	N/A	No
540 201 California St	201 California St	San Francisco	PGE	SF	Workplace	CBRE-SemaConnect	9/1/2016	4	6/5/2017	12/5/2018	N/A	No
541 Pacific Pointe	2459 Corte Merlango	San Clemente	SDGE	SD	Multi-Family	Lyon Communities	3/15/2016	12	6/5/2017	12/5/2018	No	No
542 Department of Justice	9425 Chesapeake Dr	San Diego	SDGE	SD	Workplace	Chesapeake Whiteside LLP	10/3/2016	4	6/5/2017	12/5/2018	N/A	Yes
543 Coca-Cola Coachella	86375 Industrial Way	Coachella	SCE	LA	Workplace	Coca-Cola Company	3/31/2015	4	1/1/2015	7/1/2016	N/A	No
544 Kaiser Oakland Admin - 2000 Broadway	2000 Broadway	Oakland	PGE	SF	Workplace	Kaiser Permanente	6/26/2015	4	12/9/2015	6/9/2017	N/A	Yes
545 Kaiser Oakland Admin - 1800 Harrison	1800 Harrison St	Oakland	PGE	SF	Workplace	Kaiser Permanente	6/26/2015	6	12/9/2015	6/9/2017	N/A	Yes
546 Kaiser Oakland Admin - 410 19th St	410 E 19th St	Oakland	PGE	SF	Workplace	Kaiser Permanente	6/26/2015	6	12/9/2015	6/9/2017	N/A	Yes
547 Willows	464 N Humboldt Ave	Willows	PGE	SF	Workplace	California Highway Patrol	4/1/2016	10	10/14/2016	4/14/2018	N/A	No
548 Clear Lake	5700 Live Oak Dr	Kelseyville	PGE	SF	Workplace	California Highway Patrol	4/1/2016	16	10/14/2016	4/14/2018	N/A	Yes

Name	Street Address	City	IOU	Market	Type	Host	Contract Date	Stubs	Completion Date	Start-up	Deed	CES
										Period End Date	Restricted Housing	
549 Ukiah	540 S Orchard Ave	Ukiah	PGE	SF	Workplace	California Highway Patrol	4/1/2016	6	10/14/2016	4/14/2018	N/A	No
550 Quincy Area Office	86 Main St	Quincy	PGE	SF	Workplace	California Highway Patrol	4/1/2016	4	4/10/2017	10/10/2018	N/A	No
551 Oroville	2072 3rd St	Oroville	PGE	SF	Workplace	California Highway Patrol	4/1/2016	4	4/19/2017	10/19/2018	N/A	Yes
552 Gold Run	50 Canyon Creek Rd	Gold Run	PGE	SF	Workplace	California Highway Patrol	4/1/2016	4	4/19/2017	10/19/2018	N/A	No
553 450 B Street	450 B St	San Diego	SDGE	SD	Workplace	Bollert LeBeau (BLB Inc.)	7/27/2016	6	6/6/2017	12/6/2018	N/A	Yes
554 Edison Lofts	100 Long Beach Blvd	Long Beach	SCE	LA	Workplace	The Kor Group	1/6/2016	10	6/6/2017	12/6/2018	N/A	No
555 Rincon de Los Esteros	1780 Oakland Rd	San Jose	PGE	SF	Multi-Family	First Community Housing	12/2/2016	24	6/6/2017	12/6/2018	Yes	No
556 eaves Santa Margarita	111 Via Serena	Rancho Santa Margarita	SCE	LA	Multi-Family	AvalonBay Communities, Inc.	3/13/2017	10	6/6/2017	12/6/2018	No	No
557 eaves Lake Forest	22700 Lake Forest Dr	Lake Forest	SCE	LA	Multi-Family	AvalonBay Communities, Inc.	3/31/2017	14	6/6/2017	12/6/2018	No	No
558 HPO SB	672 S Waterman Ave	San Bernardino	SCE	LA	Multi-Family	HACSB [Housing Authority of the County of San Bernardino]	4/5/2017	10	6/8/2017	12/8/2018	Yes	Yes
559 5930 Cornerstone Court West	5930 Cornerstone Ct W	San Diego	SDGE	SD	Workplace	Bollert LeBeau (BLB Inc.)	7/27/2016	9	6/15/2017	12/15/2018	N/A	No
560 REV-Pangea	P375 Pangea	La Jolla	SDGE	SD	Publ Int	UCSD	12/19/2016	10	6/15/2017	12/15/2018	N/A	No
561 15 Enterprise	15 Enterprise	Aliso Viejo	SCE	LA	Workplace	Lincoln Properties	8/11/2016	10	6/16/2017	12/16/2018	N/A	No
562 UCSB_4401 Marine Science building_Parking	518 Ucen Road	Santa Barbara	PGE	SF	Publ Int	UC SANTA BARBARA	10/31/2016	10	6/19/2017	12/19/2018	N/A	No
563 UCSB_2400 Brenhall Isla Vista_Parking lot 1 A	520 Ucen Rd	Santa Barbara	PGE	SF	Publ Int	UC SANTA BARBARA	10/31/2016	10	6/19/2017	12/19/2018	N/A	No
564 Yucaipa Horizons	12279 3rd St	Yucaipa	SCE	LA	Multi-Family	HACSB [Housing Authority of the County of San Bernardino]	4/5/2017	5	6/20/2017	12/20/2018	Yes	No
565 Yucaipa Crest	12385 6th St # 101-923	Yucaipa	SCE	LA	Multi-Family	HACSB [Housing Authority of the County of San Bernardino]	4/5/2017	6	6/23/2017	12/23/2018	Yes	No
566 The Metro at Corona Bldg 2	418 N Main St	Corona	SCE	LA	Multi-Family	Watermarke - Wermer Properties	6/10/2016	10	6/26/2017	12/26/2018	No	No
567 15285 Alton Plaza	15285 Alton Pkwy	Irvine	SCE	LA	Workplace	AEW Capital Management, LP	5/25/16	5	6/26/2017	12/26/2018	N/A	No
568 691 S Tustin	691 S Tustin St	Orange	SCE	LA	Workplace	California Department of Transportation (Caltrans)	4/10/2017	10	6/27/2017	12/27/2018	N/A	Yes
569 REV-Gilman	252 Russell Ln	La Jolla	SDGE	SD	Publ Int	UCSD	12/19/2016	10	6/27/2017	12/27/2018	N/A	No
570 301 E.Ocean Blvd	301 E Ocean Blvd	Long Beach	SCE	LA	Workplace	Parallel Capital Partners	3/15/17	10	6/27/2017	12/27/2018	N/A	No
571 Kaiser - La Habra MOB	601 E Imperial Hwy	La Habra	SCE	LA	Publ Int	Kaiser Permanente	6/12/2017	4	7/5/2017	1/5/2019	N/A	Yes
572 SYSCO	15750 Meridian Pkwy	Riverside	SCE	LA	Workplace	SYSCO	5/18/2016	9	7/7/2017	1/7/2019	N/A	Yes
573 3885 State St.	3885 State St	Santa Barbara	PGE	SF	Workplace	REthink Development	10/7/2016	10	7/7/2017	1/7/2019	N/A	No
574 4th Street	217 E 4th St	San Bernardino	SCE	LA	Multi-Family	HACSB [Housing Authority of the County of San Bernardino]	4/5/2017	3	7/7/2017	1/7/2019	Yes	Yes
575 Berkeley	754 N Berkeley Ave	San Bernardino	SCE	LA	Multi-Family	HACSB [Housing Authority of the County of San Bernardino]	4/5/2017	3	7/7/2017	1/7/2019	Yes	Yes
576 MG-Sterling Village	88 Valle Vista Ave	Vallejo	PGE	SF	Multi-Family	MG Properties	6/15/2015	5	7/13/2017	1/13/2019	No	Yes
577 Kaiser - Davis Medical Center	1955 Cowell Blvd	Davis	PGE	SF	Publ Int	Kaiser Permanente	2/22/2016	7	7/14/2017	1/14/2019	N/A	Yes
578 26940 Theatre Dr.	26940 Theater Dr	Valencia	SCE	LA	Workplace	CBRE-SemaConnect	12/21/2016	10	7/14/2017	1/14/2019	N/A	No
579 Stanton Maintenance Station	8122 Katella Ave	Stanton	SCE	LA	Workplace	California Department of Transportation (Caltrans)	4/10/2017	9	7/19/2017	1/19/2019	N/A	Yes
580 Maintenance Station Costa Mesa (District 12)	1090 Bristol St	Costa Mesa	SCE	LA	Workplace	California Department of Transportation (Caltrans)	4/10/2017	10	7/19/2017	1/19/2019	N/A	No
581 San Juan Capistrano (District 12)	32941 Camino Capistrano	San Juan Capistrano	SCE	LA	Workplace	California Department of Transportation (Caltrans)	4/10/2017	9	7/19/2017	1/19/2019	N/A	No
582 eaves Rancho Penasquitos	10024 Paseo Monril	San Diego	SDGE	SD	Multi-Family	AvalonBay Communities, Inc.	3/31/2017	19	7/19/2017	1/19/2019	No	No
583 Bolsa Chica Maintenance Station	13072 Old Bolsa Chica Rd	Westminster	SCE	LA	Workplace	California Department of Transportation (Caltrans)	4/10/2017	10	7/20/2017	1/20/2019	N/A	No
584 Lassen/Yosemite	1929 Yosemite Ct	Barstow	SCE	LA	Multi-Family	HACSB [Housing Authority of the County of San Bernardino]	4/5/2017	18	7/20/2017	1/20/2019	Yes	Yes
585 Lugo1425	1425 Lugo 1-8	San Bernardino	SCE	LA	Multi-Family	HACSB [Housing Authority of the County of San Bernardino]	4/5/2017	2	7/21/2017	1/21/2019	Yes	Yes
586 3501 Jamboree Rd	3501 Jamboree Rd	Newport Beach	SCE	LA	Workplace	CBRE-SemaConnect	7/5/2016	10	7/28/2017	1/28/2019	N/A	No
587 Melissa Court	710 Melissa Ct # 746	Barstow	SCE	LA	Multi-Family	HACSB [Housing Authority of the County of San Bernardino]	4/5/2017	14	7/28/2017	1/28/2019	Yes	No
588 San Diego - Garage	7179 Opportunity Rd	San Diego	SDGE	SD	Workplace	California Department of Transportation (Caltrans)	4/10/2017	10	7/28/2017	1/28/2019	N/A	Yes
589 Avalon Fremont	39939 Stevenson Cmn	Fremont	PGE	SF	Multi-Family	AvalonBay Communities, Inc.	11/3/2016	22	7/28/2017	1/28/2019	No	No
590 Equity - 855 Brannan	855 Brannan St	San Francisco	PGE	SF	Multi-Family	Equity Residential	5/25/2017	10	7/29/2017	1/29/2019	No	No
591 Maintenance Station Santee (District 11)	8502 Railroad Ave	Santee	SCE	LA	Workplace	California Department of Transportation (Caltrans)	4/10/2017	2	7/31/2017	1/31/2019	N/A	Yes
592 CBI Campus-Host Paid Directly	9001 Towne Centre Dr	San Diego	SDGE	SD	Publ Int	Congregation Beth Israel	2/1/2017	4	8/2/2017	2/2/2019	N/A	No
593 Avalon La Jolla Colony	7205 Charmant Dr	San Diego	SDGE	SD	Multi-Family	AvalonBay Communities, Inc.	4/25/2017	13	8/8/2017	2/8/2019	No	No
594 1500-14 Geneva	1500 Geneva Ave # 14	San Francisco	PGE	SF	Multi-Family	PowerTree Services	10/21/2016	2	8/9/2017	2/9/2019	No	No
595 267-73 Green	267 Green St # 73	San Francisco	PGE	SF	Multi-Family	PowerTree Services	10/21/2016	2	8/9/2017	2/9/2019	No	No
596 311 Corbett	311 Corbett Ave	San Francisco	PGE	SF	Multi-Family	PowerTree Services	10/21/2016	2	8/9/2017	2/9/2019	No	No
597 3809 20th St	3809 20th St	San Francisco	PGE	SF	Multi-Family	PowerTree Services	10/21/2016	2	8/9/2017	2/9/2019	No	No
598 Avalon Santa Monica on Main	2000 Main St	Santa Monica	SCE	LA	Multi-Family	AvalonBay Communities, Inc.	1/23/2017	21	8/9/2017	2/9/2019	Yes	No
599 eaves Walnut Creek	1445 Treat Blvd	Walnut Creek	PGE	SF	Multi-Family	AvalonBay Communities, Inc.	12/6/2016	9	8/11/2017	2/11/2019	No	No
600 UCSB_Facilities Management_Parking lot 31 f	375 Mesa Road	Santa Barbara	PGE	SF	Publ Int	UC SANTA BARBARA	12/5/2016	10	8/14/2017	2/14/2019	N/A	No
601 IQ Air REV	14351 Firestone Blvd	La Mirada	SCE	LA	Workplace	IQ Air REV	4/25/2017	5	8/14/2017	2/14/2019	No	No
602 UCSB_Facilities Management_Parking lot 31 f	584 Mesa Rd	Santa Barbara	PGE	SF	Publ Int	UC SANTA BARBARA	12/5/2016	10	8/14/2017	2/14/2019	N/A	No
603 King St	157 E King St	San Bernardino	SCE	LA	Multi-Family	HACSB [Housing Authority of the County of San Bernardino]	4/5/2017	2	8/17/2017	2/17/2019	Yes	Yes
604 Santa Fe Springs	13230 Firestone Blvd	Santa Fe Springs	SCE	LA	Workplace	California Department of Transportation (Caltrans)	4/10/2017	10	8/21/2017	2/21/2019	N/A	Yes
605 11th Street	1077 W 11th St	San Bernardino	SCE	LA	Multi-Family	HACSB [Housing Authority of the County of San Bernardino]	4/5/2017	2	8/21/2017	2/21/2019	Yes	Yes
606 City of Carlsbad -State Street Parking Lot	3045 State Street	Carlsbad	SDGE	SD	Publ Int	City of Carlsbad	7/28/2016	2	8/22/2017	2/22/2019	N/A	No
607 City of Carlsbad - Stagecoach Park	3420 Camino De Los Coches	Carlsbad	SDGE	SD	Publ Int	City of Carlsbad	7/28/2016	10	8/22/2017	2/22/2019	N/A	No
608 Lyon - Palomar Station	2157 Armorlite Drive	San Marcos	SDGE	SD	Multi-Family	Lyon Communities	3/9/2016	18	8/23/2017	2/23/2019	Yes	Yes
609 Turrill	1297 Turrill Ave # 1299	San Bernardino	SCE	LA	Multi-Family	HACSB [Housing Authority of the County of San Bernardino]	4/5/2017	2	8/24/2017	2/24/2019	Yes	Yes
610 4821 Adohr - Camarillo (District 7)	4821 Adohr Ln	Camarillo	SCE	LA	Workplace	California Department of Transportation (Caltrans)	4/10/2017	10	8/28/2017	2/28/2019	N/A	No

Name	Street Address	City	IOU	Market	Type	Host	Contract Date	Stubs	Completion Date	Start-up Period End	Deed Restricted	CES
611 Bixby Office Park	3020 Old Ranch Pkwy	Seal Beach	SCE	LA	Workplace	Parallel Capital Partners	3/28/2017	15	8/29/2017	2/28/2019	N/A	No
612 320 S Sierra, San Bernardino, Dist. 8	320 S Sierra Way	San Bernardino	SCE	LA	Workplace	California Department of Transportation (Caltrans)	4/10/2017	10	8/29/2017	2/28/2019	N/A	Yes
613 Del West	28128 Livingston Ave	Valencia	SCE	LA	Workplace	Del West	2/27/2017	10	8/31/2017	2/28/2019	N/A	No
614 The Alhambra Group-Headquarters	41635 Enterprise Cir N Ste C	Temecula	SCE	LA	Workplace	The Alhambra Group	10/31/2016	9	8/31/2017	2/28/2019	N/A	No
615 Lynwood	1470 E Lynwood Dr	San Bernardino	SCE	LA	Multi-Family	HACSB [Housing Authority of the County of San Bernardino]	4/5/2017	2	9/1/2017	3/1/2019	Yes	Yes
616 2nd Street EAST	205 E 2nd St	San Bernardino	SCE	LA	Multi-Family	HACSB [Housing Authority of the County of San Bernardino]	4/5/2017	2	9/1/2017	3/1/2019	Yes	Yes
617 Keeton Construction	41635 Enterprise Cir N Ste A	Temecula	SCE	LA	Workplace	Keeton Construction Co. Inc	10/25/2016	10	9/5/2017	3/5/2019	N/A	No
618 CHW - Vista North Santa Fe	301 N Santa Fe Ave	Vista	SDGE	SD	Multi-Family	CHW	8/30/2017	5	9/5/2017	3/5/2019	Yes	Yes
619 Maplewood Office	1738 W 9th St	San Bernardino	SCE	LA	Multi-Family	HACSB [Housing Authority of the County of San Bernardino]	4/5/2017	2	9/8/2017	3/8/2019	Yes	Yes
620 The Metro at Corona Bldg 3	422 North Main Street	Corona	SCE	LA	Multi-Family	Watermarke - Wermer Properties	6/10/2016	10	9/8/2017	3/8/2019	No	Yes
621 San Diego - Lab	7177 Opportunity Rd	San Diego	SDGE	SD	Workplace	California Department of Transportation (Caltrans)	4/10/2017	10	9/19/2017	3/19/2019	N/A	Yes
622 1340 Treat Blvd	1340 Treat Blvd	Walnut Creek	PGE	SF	Workplace	CBRE-SemaConnect	12/16/2016	10	9/20/2017	3/20/2019	N/A	No
623 Kendall Park Apartments	2490 Kendall Dr	San Bernardino	SCE	LA	Multi-Family	HACSB [Housing Authority of the County of San Bernardino]	4/5/2017	4	9/22/2017	3/22/2019	Yes	Yes
624 Mountain Pass	94200 Clark Mountain Rd	Nipton	SCE	LA	Workplace	California Highway Patrol	4/12/2016	10	9/26/2017	3/26/2019	No	No
625 Parkloft Condominium Owners Association-	877 Island Ave	San Diego	SDGE	SD	Multi-Family	Parkloft Condominium Owners Association	8/4/2016	20	9/27/2017	3/27/2019	No	Yes
626 25520 Commercentre Dr.	25520 Commercentre Dr	Lake Forest	SCE	LA	Workplace	CBRE-SemaConnect	12/21/2016	10	9/28/2017	3/28/2019	N/A	No
627 Maplewood Homes (Whitney Young Clinic)	1755 Maple St	San Bernardino	SCE	LA	Multi-Family	HACSB [Housing Authority of the County of San Bernardino]	4/5/2017	6	9/29/2017	3/29/2019	Yes	Yes
628 Pittsburgh USD - Facilities Office	3200 Loweridge	Pittsburg	PGE	SF	Publ Int	Pittsburgh Unified School District	7/27/2017	8	10/2/2017	4/2/2019	N/A	Yes
629 1500 Quail Street	1500 Quail St	Newport Beach	SCE	LA	Workplace	RiverRock Real Estate Group	6/22/2017	10	10/3/2017	4/3/2019	No	No
630 Chroma System Solutions Office	19772 Pauling	Foothill Ranch	SCE	LA	Workplace	Chroma System Solutions, inc	2/13/2017	10	10/3/2017	4/3/2019	N/A	No
631 Deseret	1050 Deseret Ave	Barstow	SCE	LA	Multi-Family	HACSB [Housing Authority of the County of San Bernardino]	4/5/2017	3	10/6/2017	4/6/2019	Yes	Yes
632 6262 Lusk Blvd.	6262 Lusk Blvd	San Diego	SDGE	SD	Workplace	Bollert LeBeau (BLB Inc).	6/12/2017	10	10/10/2017	4/10/2019	N/A	No
633 South 7th	421 S 7th Ave	Barstow	SCE	LA	Multi-Family	HACSB [Housing Authority of the County of San Bernardino]	4/5/2017	4	10/16/2017	4/16/2019	Yes	Yes
634 One Enterprise	1 Enterprise	Aliso Viejo	SCE	LA	Workplace	AEW Capital Management, L.P	3/22/2016	10	10/26/2017	4/26/2019	No	No
635 25510 Commercentre Dr.	25510 Commercentre Dr	Lake Forest	SCE	LA	Workplace	CBRE-SemaConnect	12/21/2016	10	10/27/2017	4/27/2019	No	No
636 BUWW Coverings California Headquarters	25767 Jefferson Ave	Murrieta	SCE	LA	Workplace	BUWW Coverings California	10/7/2016	10	10/31/2017	4/30/2019	N/A	No
637 Pittsburgh USD - District Office	2000 Railroad Ave	Pittsburg	PGE	SF	Publ Int	Pittsburgh Unified School District	7/27/2017	4	11/2/2017	5/2/2019	N/A	Yes
638 Pittsburgh USD - Pittsburgh High School	1750 Harbor St	Pittsburg	PGE	SF	Publ Int	Pittsburgh Unified School District	7/27/2017	10	11/2/2017	5/2/2019	N/A	Yes
639 Elan at River Oaks	345 Village Center Dr	San Jose	PGE	SF	Multi-Family	Shea Properties	4/4/2017	80	11/6/2017	5/6/2019	No	No
640 Oasis Senior Center REV	801 Narcissus Ave	Corona Del Mar	SCE	LA	Publ Int	City of Newport Beach	10/3/2017	6	11/9/2017	5/9/2019	N/A	No
641 Rio San Diego Tower	9095 Rio San Diego Dr	San Diego	SDGE	SD	Workplace	BlackRock	8/10/2017	10	11/9/2017	5/9/2019	N/A	No
642 25550 Commercentre Dr.	25550 Commercentre Dr	Lake Forest	SCE	LA	Workplace	CBRE-SemaConnect	12/21/2016	10	11/10/2017	5/10/2019	N/A	No
643 2 Polaris Way	2 Polaris Way	Aliso Viejo	SCE	LA	Workplace	CBRE	9/16/2016	10	11/10/2017	5/10/2019	N/A	No
644 1 Polaris Way	1 Polaris Way	Aliso Viejo	SCE	LA	Workplace	CBRE	9/16/2016	10	11/10/2017	5/10/2019	N/A	No
645 5 Polaris Way	5 Polaris Way	Aliso Viejo	SCE	LA	Workplace	CBRE	9/16/2016	10	11/10/2017	5/10/2019	N/A	No
646 4 Polaris Way	4 Polaris Way	Aliso Viejo	SCE	LA	Workplace	CBRE	9/16/2016	10	11/10/2017	5/10/2019	N/A	No
647 3 Polaris Way	3 Polaris Way	Aliso Viejo	SCE	LA	Workplace	CBRE	9/16/2016	10	11/10/2017	5/10/2019	N/A	No
648 Andalusia	13520 Third Ave	Victorville	SCE	LA	Multi-Family	HACSB [Housing Authority of the County of San Bernardino]	4/5/2017	10	11/10/2017	5/10/2019	Yes	No
649 eaves San Rafael	300 Channing Way	San Rafael	PGE	SF	Multi-Family	AvalonBay Communities, Inc.	9/11/2017	4	11/13/2017	5/13/2019	No	No
650 Marina Park REV	1600 W Balboa Blvd	Newport Beach	SCE	LA	Publ Int	City of Newport Beach	10/3/2017	2	11/14/2017	5/14/2019	N/A	No
651 Davidson	1315 Davidson Ave	San Bernardino	SCE	LA	Multi-Family	HACSB [Housing Authority of the County of San Bernardino]	4/5/2017	2	11/17/2017	5/17/2019	Yes	Yes
652 1220 Engracia Ave	1220 Engracia Ave	Torrance	SCE	LA	Workplace	State of California II	7/24/2017	10	11/29/2017	5/29/2019	N/A	No
653 City Hall REV	100 Civic Center Dr	Newport Beach	SCE	LA	Publ Int	City of Newport Beach	10/3/2017	7	12/4/2017	6/4/2019	N/A	No
654 Fenton - El Dorado Hills -V	3842 Pendiente Ct	San Diego	SDGE	SD	Multi-Family	H.G. Fenton Company	3/8/2017	9	12/4/2017	6/4/2019	No	No
655 REV-Athena WEST 1/6	P746 Athena Cir.	La Jolla	SDGE	SD	Publ Int	UCSD	6/1/2015	10	12/4/2017	6/4/2019	N/A	No
656 REV-Athena EAST 2/6	P742 Health Sciences Drive	La Jolla	SDGE	SD	Publ Int	UCSD	6/1/2015	10	12/4/2017	6/4/2019	N/A	No
657 625 W. Alluvial Avenue	625 W Alluvial Ave	Fresno	PGE	SJV	Workplace	Granum Partners	1/23/2017	10	12/5/2017	6/5/2019	N/A	Yes

Total: 5,721 107 138

% Deed Restricted Housi	%CES
stubs 29.7%	20.3%
sites 34.9%	22.7%

**Appendix D-1**

**Shared Statistical Usage Data – Usage by Charger**

See attached.

**Appendix D-1:  
DC Fast Charger Usage Data**

**Regional Summary  
Reporting Period: 12/6/2016 – 12/5/2017**

Region	Site Locations	Assets	Sessions	Energy (kWh)	Duration (hrs)
Los Angeles Basin	94	178	215,435	2,449,723	5,252,450
San Francisco Bay Area	72	147	315,231	3,561,063	7,898,812
San Diego County	19	36	66,858	875,991	1,797,289
San Joaquin Valley	15	29	17,523	209,923	433,617
<b>Total</b>	<b>200</b>	<b>390</b>	<b>615,047</b>	<b>7,096,701</b>	<b>15,382,167</b>

# Los Angeles Basin

## Reporting Period: 12/6/2016 – 12/5/2017

Charger Type	Name	Asset	Address	Operational Date	Users <sup>1</sup>	Sessions	Energy (kWh)	Duration (hrs)
DC	Serfas Service Station, LLC	LAXB3114DC1	800 Serfas Club Dr Corona, CA 92882-2831	6/14/2016	210	1,293	13,017	446
DC	Las Palmas Shopping Center -	LAXB3463DC1	42370 Bob Hope Dr Rancho Mirage, CA 92270-4469	7/28/2016	66	356	3,903	136
DC	Las Palmas Shopping Center -	LAXB3463DC2	42370 Bob Hope Dr Rancho Mirage, CA 92270-4469	7/28/2016	28	119	1,485	56
DC	Pavilions Place	LAXB357DC1	16300 Beach Blvd Westminster, CA 92683-7870	12/2/2014	240	2,000	23,029	747
DC	Gelsons Sherman Oaks	LAXB479DC1	4520 Van Nuys Blvd Sherman Oaks, CA 91403-2913	5/18/2015	521	4,967	59,423	2,108
DC	Walmart La Habra #3248	LAXB5393DC1	1340 S Beach Blvd La Habra, CA 90631-6374	4/6/2017	141	759	8,412	382
DC	Walmart La Habra #3248	LAXB5393DC2	1340 S Beach Blvd La Habra, CA 90631-6374	4/6/2017	93	324	3,402	130
DC	IQ Air - La Mirada	LAXB5944DC1	14351 Firestone Blvd La Mirada, CA 90638-5527	8/4/2017	73	188	2,442	86
DC	Camarillo Outlets	LAXN172DC1	990 Camarillo Center Dr Camarillo, CA 93010-7748	11/11/2013	33	175	1,705	65
DC	Walgreens - Tarzana	LAXN183DC1	18568 Ventura Blvd Tarzana, CA 91356-4146	4/28/2014	191	1,301	11,738	475
DC	Stonewood Center	LAXN195DC1	306 Stonewood St Downey, CA 90241-3909	4/4/2014	118	582	3,700	237
DC	Larwin Square	LAXN212DC1	654 E 1st St Tustin, CA 92780-3418	4/15/2014	243	2,328	25,461	915
DC	Warner Center	LAXN213DC1	5700 Canoga Ave Woodland Hills, CA 91367-6579	4/7/2014	135	837	5,549	312
DC	Outlets at Orange	LAXN218DC1	20 City Blvd W Orange, CA 92868-3100	4/22/2014	251	1,522	15,695	587
DC	Pacific View Mall	LAXN219DC1	3301 E Main St Ventura, CA 93003-5076	4/30/2014	65	362	2,034	139
DC	Desert Hills Outlets - Cabazon	LAXN222DC1	48750 Seminole Dr Cabazon, CA 92230-2141	5/1/2014	49	96	461	40
DC	Brea Mall	LAXN223DC1	1065 Brea Mall Brea, CA 92821-5718	5/9/2014	276	1,420	15,129	561
DC	Country Fair Shopping Center	LAXN236DC1	11995 Central Ave Chino, CA 91710-1906	5/28/2014	179	1,461	14,943	556
DC	Westminster Mall	LAXN238DC1	1025 Westminster Mall Westminster, CA 92683-4943	6/19/2014	253	1,556	15,945	585
DC	Inland Center	LAXN243DC1	400 Inland Ctr San Bernardino, CA 92408-1954	6/9/2014	78	681	3,106	263
DC	Los Cerritos Center	LAXN246DC1	200 Los Cerritos Mall Cerritos, CA 90703-5423	6/11/2014	282	1,588	16,039	611
DC	Walgreens Huntington Beach	LAXN272DC1	19501 Beach Blvd Huntington Beach, CA 92648-2902	8/21/2014	92	513	5,047	193
DC	Corona Hills Plaza	LAXN288DC1	360 N McKinley St Corona, CA 92879-1282	9/15/2014	145	1,111	10,618	406
DC	Dunlap - Huntington Harbor	LAXN291DC1	16847 Algonquin St Huntington Beach, CA 92649-3810	9/15/2014	37	208	2,369	72
DC	Pavilions Place	LAXN357DC1	16300 Beach Blvd Westminster, CA 92683-7870	12/2/2014	137	710	6,130	364
DC	8000 Sunset Strip	LAXN359DC1	8000 W Sunset Blvd Los Angeles, CA 90046-2439	2/19/2015	176	1,861	18,806	707
DC	Tarragona Plaza	LAXN380DC1	1000 N Western Ave San Pedro, CA 90732-2402	3/30/2015	115	946	9,394	429
DC	Savi Ranch - Yorba Linda	LAXN408DC1	23036 Eastpark Drive Yorba Linda, CA 92887	1/30/2015	164	1,069	8,530	462
DC	F&E Manhattan Beach #1063	LAXN409DC1	1700c Rosecrans Ave Manhattan Beach, CA 90266-3709	2/5/2015	395	4,066	39,985	1,524
DC	F&E Signal Hill #1278	LAXN421DC1	2475 Cherry Ave Signal Hill, CA 90755-3706	2/5/2015	160	1,059	9,535	400
DC	F&E Long Beach #1353	LAXN422DC1	3300 Atlantic Ave Long Beach, CA 90807-4512	3/30/2015	252	2,865	28,238	1,063
DC	F&E Norwalk #1033	LAXN443DC1	10930 Rosecrans Ave Norwalk, CA 90650-3536	3/30/2015	138	704	7,019	255
DC	Morongo Casino	LAXN450DC1	49500 Seminole Dr Cabazon, CA 92230-2202	3/30/2015	59	206	2,148	85
DC	Ontario Mills	LAXN462DC1	1 Mills Cir Ontario, CA 91764-5207	3/30/2015	255	1,123	11,454	434
DC	F&E Calimesa #1238	LAXN478DC1	1126 Calimesa Blvd Calimesa, CA 92320-1509	4/27/2015	38	113	1,118	40
DC	Mall of Victor Valley	LAXN491DC1	14370 Bear Valley Rd Victorville, CA 92392-5402	4/14/2015	31	275	1,652	104
DC	Whole Foods- Redondo Beach	LAXN512DC1	405 N Pacific Coast Hwy Redondo Beach, CA 90277-2840	7/10/2015	56	512	4,346	167
DC	F&E Rosemead #1445	LAXN518DC1	9026 Valley Blvd Rosemead, CA 91770-1918	5/18/2015	232	2,392	21,433	885
DC	Anaheim Plaza	LAXN519DC1	510 N Euclid St Anaheim, CA 92801-5510	8/7/2015	288	2,216	21,846	838
DC	Sassounian Huntington Beach	LAXN533DC1	21190 Beach Blvd Huntington Beach, CA 92648-5404	6/25/2015	68	346	3,526	152
DC	F&E Ontario #1164	LAXN536DC1	2275 S Euclid Ave Ontario, CA 91762-6519	11/23/2015	96	769	8,150	278
DC	Esplanade Shopping Center	LAXN538DC1	195 W Esplanade Dr Oxnard, CA 93036-1101	9/29/2015	28	118	610	47
DC	Canyon Country Plaza	LAXN539DC1	19242 Soledad Canyon Rd Santa Clarita, CA 91351-3366	7/20/2015	95	1,601	14,216	592
DC	Gateway Plaza - Santa Fe Sprin	LAXN545DC1	13417 Telegraph Rd Whittier, CA 90605-3435	12/4/2015	92	874	8,416	325
DC	Del Amo Fashion Center	LAXN603DC1	3525 W Carson St Torrance, CA 90503-5738	2/1/2016	147	1,132	12,079	420
DC	WinCo - Moreno Valley	LAXT1665DC1	12882 Day St Moreno Valley, CA 92553-7522	6/1/2017	97	373	4,595	155
DC	WinCo - Moreno Valley	LAXT1665DC2	12882 Day St Moreno Valley, CA 92553-7522	6/1/2017	91	238	3,110	103
DC	Camarillo Outlets	LAXT172DC1	990 Camarillo Center Dr Camarillo, CA 93010-7748	11/11/2013	230	1,273	16,112	524
DC	The Americana at Brand	LAXT1809DC1	889 Americana Way Glendale, CA 91210-1555	11/22/2016	308	1,356	19,466	704
DC	The Americana at Brand	LAXT1809DC2	889 Americana Way Glendale, CA 91210-1555	11/22/2016	324	1,825	27,181	987
DC	Walgreens - Tarzana	LAXT183DC1	18568 Ventura Blvd Tarzana, CA 91356-4146	4/28/2014	371	2,754	34,910	1,156
DC	Stonewood Center	LAXT195DC1	306 Stonewood St Downey, CA 90241-3909	4/4/2014	270	1,752	22,390	763
DC	Larwin Square	LAXT212DC1	654 E 1st St Tustin, CA 92780-3418	4/15/2014	363	3,054	35,581	1,216
DC	Warner Center	LAXT213DC1	5700 Canoga Ave Woodland Hills, CA 91367-6579	4/7/2014	247	2,223	25,950	947
DC	Town Center Gateway - Menif	LAXT2184DC1	30340 Haun Rd Menifee, CA 92584-6806	9/16/2016	110	721	8,664	300
DC	Town Center Gateway - Menif	LAXT2184DC2	30340 Haun Rd Menifee, CA 92584-6806	9/16/2016	159	1,056	13,695	443
DC	Outlets at Orange	LAXT218DC1	20 City Blvd W Orange, CA 92868-3100	4/22/2014	444	2,674	29,692	1,239
DC	Pacific View Mall	LAXT219DC1	3301 E Main St Ventura, CA 93003-5076	4/30/2014	182	1,136	13,625	463
DC	Temecula Brixmor - Vail Ranc	LAXT2212DC1	31685 Temecula Pkwy Temecula, CA 92592-2872	12/2/2016	76	438	5,505	188
DC	Temecula Brixmor - Vail Ranc	LAXT2212DC2	31685 Temecula Pkwy Temecula, CA 92592-2872	12/2/2016	114	727	9,247	298
DC	Desert Hills Outlets - Cabazon	LAXT222DC1	48750 Seminole Dr Cabazon, CA 92230-2141	5/1/2014	203	838	10,341	333
DC	The Current (FS)	LAXT2236DC1	707 E Ocean Blvd Long Beach, CA 90802-5027	4/26/2016	83	579	7,210	254
DC	The Current (FS)	LAXT2236DC2	707 E Ocean Blvd Long Beach, CA 90802-5027	4/26/2016	71	266	3,423	122
DC	Brea Mall	LAXT223DC1	1065 Brea Mall Brea, CA 92821-5718	5/9/2014	411	2,973	33,775	1,178
DC	Oaks Mall	LAXT229DC1	350 W Hillcrest Dr Thousand Oaks, CA 91360-4216	5/7/2014	245	1,802	21,037	797
DC	Oaks Mall	LAXT229DC2	350 W Hillcrest Dr Thousand Oaks, CA 91360-4216	5/7/2014	277	1,706	19,953	706
DC	Country Fair Shopping Center	LAXT236DC1	11995 Central Ave Chino, CA 91710-1906	5/28/2014	226	2,163	25,304	856
DC	Shops at Mission Viejo	LAXT237DC1	555 the Shops at Mission Viejo Mission Viejo, CA 92691-6504	6/2/2014	457	2,998	34,687	1,270
DC	Shops at Mission Viejo	LAXT237DC2	555 the Shops at Mission Viejo Mission Viejo, CA 92691-6504	6/2/2014	538	3,846	44,596	1,582
DC	Westminster Mall	LAXT238DC1	1025 Westminster Mall Westminster, CA 92683-4943	6/19/2014	431	2,215	24,721	968
DC	City of Hermosa Beach Parkin	LAXT240DC1	1301 Hermosa Ave Hermosa Beach, CA 90254-3560	7/30/2014	127	674	7,494	286
DC	City of Hermosa Beach Parkin	LAXT240DC2	1301 Hermosa Ave Hermosa Beach, CA 90254-3560	7/30/2014	87	425	5,121	188
DC	Inland Center	LAXT243DC1	400 Inland Ctr San Bernardino, CA 92408-1954	6/9/2014	165	1,054	11,894	396

<sup>1</sup> The User count does not include users who received charges remotely activated by the NRG call center.

Charger Type	Name	Asset	Address	Operational Date	Users <sup>1</sup>	Sessions	Energy (kWh)	Duration (hrs)
DC	Los Cerritos Center	LAXT246DC1	200 Los Cerritos Mall Cerritos, CA 90703-5423	6/11/2014	421	2,563	28,970	1,056
DC	Walgreens Huntington Beach	LAXT272DC1	19501 Beach Blvd Huntington Beach, CA 92648-2902	8/21/2014	131	927	10,707	378
DC	Corona Hills Plaza	LAXT288DC1	360 N Mckinley St Corona, CA 92879-1282	9/15/2014	241	1,371	15,502	520
DC	Promenade on the Peninsula	LAXT2911DC1	550 Deep Valley Dr Rolling Hills Estates, CA 90274-3664	12/4/2016	135	1,131	13,080	454
DC	Promenade on the Peninsula	LAXT2911DC2	550 Deep Valley Dr Rolling Hills Estates, CA 90274-3664	12/4/2016	91	837	9,524	345
DC	Unlap - Huntington Harbor	LAXT291DC1	16847 Algonquin St Huntington Beach, CA 92649-3810	9/15/2014	131	876	10,199	352
DC	Lincoln Place Apartments	LAXT294DC1	1050 Frederick St Venice, CA 90291	9/10/2014	404	4,834	60,330	2,028
DC	San Dimas Plaza	LAXT3255DC1	877 W Arrow Hwy San Dimas, CA 91773	4/13/2017	109	440	5,442	180
DC	San Dimas Plaza	LAXT3255DC2	877 W Arrow Hwy San Dimas, CA 91773	4/13/2017	83	288	4,239	141
DC	Puente Hills Town Center	LAXT3548DC1	17342 Colima Rd Rowland Heights, CA 91748-1628	6/3/2016	270	2,505	28,276	1,019
DC	8000 Sunset Strip	LAXT359DC1	8000 W Sunset Blvd Los Angeles, CA 90046-2439	2/19/2015	341	3,254	39,096	1,391
DC	Bristol Plaza - Santa Ana	LAXT361DC1	3361 S Bristol St Santa Ana, CA 92704-7245	12/2/2014	464	4,016	41,306	1,603
DC	Tarragona Plaza	LAXT380DC1	1000 N Western Ave San Pedro, CA 90732-2402	3/30/2015	189	1,743	20,255	735
DC	Savi Ranch - Yorba Linda	LAXT408DC1	23036 Eastpark Drive Yorba Linda, CA 92887	1/30/2015	271	1,371	16,456	533
DC	F&E Manhattan Beach #1063	LAXT409DC1	1700c Rosecrans Ave Manhattan Beach, CA 90266-3709	2/5/2015	651	4,513	54,391	1,897
DC	F&E Signal Hill #1278	LAXT421DC1	2475 Cherry Ave Signal Hill, CA 90755-3706	2/5/2015	259	1,270	15,594	558
DC	F&E Long Beach #1353	LAXT422DC1	3300 Atlantic Ave Long Beach, CA 90807-4512	3/30/2015	395	3,355	36,781	1,307
DC	Bridgeport Marketplace	LAXT4234DC1	23841 Newhall Ranch Rd Valencia, CA 91355-5700	11/18/2016	253	2,833	32,734	1,153
DC	Bridgeport Marketplace	LAXT4234DC2	23841 Newhall Ranch Rd Valencia, CA 91355-5700	11/18/2016	257	2,717	29,803	1,085
DC	F&E Norwalk #1033	LAXT443DC1	10930 Rosecrans Ave Norwalk, CA 90650-3536	3/30/2015	268	1,565	16,615	555
DC	Morongo Casino	LAXT450DC1	49500 Seminole Dr Cabazon, CA 92230-2202	3/30/2015	93	257	3,276	113
DC	Ontario Mills	LAXT462DC1	1 Mills Cir Ontario, CA 91764-5207	3/30/2015	372	1,998	24,785	849
DC	Plaza Rio Vista - Cathedral City	LAXT463DC1	67800 Vista Chino Cathedral City, CA 92234-3536	3/30/2015	108	624	7,507	263
DC	Gelson's Calabasas	LAXT471DC1	22277 Mulholland Hwy Calabasas, CA 91302-5156	3/26/2015	148	1,400	17,102	586
DC	F&E Calimesa #1238	LAXT478DC1	1126 Calimesa Blvd Calimesa, CA 92320-1509	4/27/2015	103	542	6,314	209
DC	Walmart #2952 Murrieta	LAXT4874DC1	41200 Murrieta Hot Springs Rd Murrieta, CA 92562-9479	10/14/2016	178	1,201	13,390	472
DC	Walmart #2952 Murrieta	LAXT4874DC2	41200 Murrieta Hot Springs Rd Murrieta, CA 92562-9479	10/14/2016	145	655	8,106	267
DC	Walmart #1693 Redlands	LAXT4875DC1	2050 W Redlands Blvd Redlands, CA 92373-6228	1/6/2017	117	650	6,967	274
DC	Walmart #1693 Redlands	LAXT4875DC2	2050 W Redlands Blvd Redlands, CA 92373-6228	1/6/2017	114	573	7,020	230
DC	Walmart #1914 Highland	LAXT4876DC1	4210 Highland Ave Highland, CA 92346-2742	12/4/2016	88	390	4,519	151
DC	Walmart #1914 Highland	LAXT4876DC2	4210 Highland Ave Highland, CA 92346-2742	12/4/2016	58	382	3,718	162
DC	Walmart # 5685 Simi Valley	LAXT4878DC1	2801 Cochran St Simi Valley, CA 93065-2775	12/2/2016	109	603	6,648	251
DC	Walmart # 5685 Simi Valley	LAXT4878DC2	2801 Cochran St Simi Valley, CA 93065-2775	12/2/2016	148	1,157	13,432	471
DC	Playa Vista Community Center	LAXT490DC1	12855 W Runway Rd Los Angeles, CA 90094	4/2/2015	452	4,425	52,548	1,887
DC	Mall of Victor Valley	LAXT491DC1	14370 Bear Valley Rd Victorville, CA 92392-5402	4/14/2015	178	984	13,659	435
DC	Whole Foods- Redondo Beach	LAXT512DC1	405 N Pacific Coast Hwy Redondo Beach, CA 90277-2840	7/10/2015	154	1,240	15,035	493
DC	F&E Rosemead #1445	LAXT518DC1	9026 Valley Blvd Rosemead, CA 91770-1918	5/18/2015	311	3,070	34,066	1,170
DC	Anaheim Plaza	LAXT519DC1	510 N Euclid St Anaheim, CA 92801-5510	8/7/2015	414	2,536	29,274	1,015
DC	Sassounian Huntington Beach	LAXT533DC1	21190 Beach Blvd Huntington Beach, CA 92648-5404	6/25/2015	173	1,135	12,645	446
DC	F&E Ontario #1164	LAXT536DC1	2275 S Euclid Ave Ontario, CA 91762-6519	11/23/2015	134	1,062	11,962	403
DC	Esplanade Shopping Center	LAXT538DC1	195 W Esplanade Dr Oxnard, CA 93036-1101	9/29/2015	176	1,332	15,772	486
DC	Walmart #4171 Garden Grove	LAXT5394DC1	11822 Gilbert St Garden Grove, CA 92841-2720	10/24/2016	147	969	10,454	398
DC	Walmart #4171 Garden Grove	LAXT5394DC2	11822 Gilbert St Garden Grove, CA 92841-2720	10/24/2016	201	1,140	12,667	471
DC	Walmart # 3522 Baldwin Park	LAXT5396DC1	3250 Big Dalton Ave Baldwin Park, CA 91706-5107	11/2/2016	188	1,048	12,882	435
DC	Walmart # 3522 Baldwin Park	LAXT5396DC2	3250 Big Dalton Ave Baldwin Park, CA 91706-5107	11/2/2016	152	615	7,312	241
DC	Walmart #2401 Duarte	LAXT5397DC1	1600 Mountain Ave Duarte, CA 91010-2757	11/2/2016	276	1,748	22,203	724
DC	Walmart #2401 Duarte	LAXT5397DC2	1600 Mountain Ave Duarte, CA 91010-2757	11/2/2016	197	998	13,400	429
DC	Walmart #1941 Glendora	LAXT5398DC1	1950 Auto Centre Dr Glendora, CA 91740-6700	11/1/2016	166	849	10,114	335
DC	Walmart #1941 Glendora	LAXT5398DC2	1950 Auto Centre Dr Glendora, CA 91740-6700	11/1/2016	276	1,331	16,123	522
DC	Walmart #1992 Upland	LAXT5399DC1	1540 W Foothill Blvd Upland, CA 91786-3653	11/17/2016	127	738	8,019	290
DC	Walmart #1992 Upland	LAXT5399DC2	1540 W Foothill Blvd Upland, CA 91786-3653	11/17/2016	148	1,022	10,879	386
DC	Canyon Country Plaza	LAXT539DC1	19242 Soledad Canyon Rd Santa Clarita, CA 91351-3366	7/20/2015	194	1,449	15,740	551
DC	Oceanwest Deli	LAXT5444DC1	2600 Michelson Dr Irvine, CA 92612-1550	1/12/2017	274	1,804	22,515	714
DC	Oceanwest Deli	LAXT5444DC2	2600 Michelson Dr Irvine, CA 92612-1550	1/12/2017	327	2,144	27,653	863
DC	Walmart #3796 Ontario	LAXT5452DC1	1333 N Mountain Ave Ontario, CA 91762-1105	11/17/2016	152	653	7,773	262
DC	Walmart #3796 Ontario	LAXT5452DC2	1333 N Mountain Ave Ontario, CA 91762-1105	11/17/2016	213	1,220	15,328	480
DC	Gateway Plaza - Santa Fe Sprin	LAXT545DC1	13417 Telegraph Rd Whittier, CA 90605-3435	12/4/2015	154	1,334	13,993	504
DC	Walmart #2251 City of Industr	LAXT5504DC1	17150 Gale Ave City of Industry, CA 91745-1818	11/17/2016	203	795	8,897	305
DC	Walmart #2251 City of Industr	LAXT5504DC2	17150 Gale Ave City of Industry, CA 91745-1818	11/17/2016	289	2,162	24,022	845
DC	Walmart #2842 Corona	LAXT5505DC1	1290 E Ontario Ave Corona, CA 92881-3606	11/9/2016	152	770	8,531	292
DC	Walmart #2842 Corona	LAXT5505DC2	1290 E Ontario Ave Corona, CA 92881-3606	11/9/2016	209	1,350	16,091	534
DC	Walmart Huntington Beach #2	LAXT5506DC1	8230 Talbert Ave Huntington Beach, CA 92646-1545	5/17/2017	113	464	5,549	190
DC	Walmart Huntington Beach #2	LAXT5506DC2	8230 Talbert Ave Huntington Beach, CA 92646-1545	5/17/2017	51	117	1,465	48
DC	Del Amo Fashion Center	LAXT603DC1	3525 W Carson St Torrance, CA 90503-5738	2/1/2016	235	2,006	25,748	876
DC	Lake Elsinore Outlet Mall	LAXT632DC1	17600 Collier Ave Lake Elsinore, CA 92530-2633	8/11/2016	193	1,217	14,077	466
DC	Lake Elsinore Outlet Mall	LAXT632DC2	17600 Collier Ave Lake Elsinore, CA 92530-2633	8/11/2016	151	763	9,219	294
DC	Walmart #2028 Riverside	LAXT6432DC1	5200 Van Buren Blvd Riverside, CA 92503-2544	10/30/2017	27	78	903	32
DC	Walmart #2028 Riverside	LAXT6432DC2	5200 Van Buren Blvd Riverside, CA 92503-2544	10/30/2017	14	30	450	14
DC	Walmart #5425 San Jacinto	LAXT6434DC1	1861 S San Jacinto Ave San Jacinto, CA 92583-5605	9/9/2017	10	17	224	8
DC	Walmart #5425 San Jacinto	LAXT6434DC2	1861 S San Jacinto Ave San Jacinto, CA 92583-5605	9/9/2017	19	41	559	18
DC	Walmart #1853 Hemet	LAXT6436DC1	1231 S Sanderson Ave Hemet, CA 92545-9046	9/9/2017	20	48	632	20
DC	Walmart #1853 Hemet	LAXT6436DC2	1231 S Sanderson Ave Hemet, CA 92545-9046	9/9/2017	12	17	226	8
DC	Walmart #1747 Perris	LAXT6437DC1	1800 N Perris Blvd Perris, CA 92571-2701	10/30/2017	8	18	193	6

1 The User count does not include users who received charges remotely activated by the NRG call center.

## DC Fast Charger Usage Data- LA Basin



Charger Type	Name	Asset	Address	Operational Date	Users <sup>1</sup>	Sessions	Energy (kWh)	Duration (hrs)
DC	Walmart #1747 Perris	LAXT6437DC2	1800 N Perris Blvd Perris, CA 92571-2701	10/30/2017	21	57	637	22
DC	Walmart # 1756 Fontana	LAXT6438DC1	17251 Foothill Blvd Fontana, CA 92335-9044	10/30/2017	24	49	715	24
DC	Walmart # 1756 Fontana	LAXT6438DC2	17251 Foothill Blvd Fontana, CA 92335-9044	10/30/2017	21	77	1,349	42
DC	Ince Garage	LAXT649DC1	9290 Culver Blvd Culver City, CA 90232-2636	10/13/2015	471	3,622	44,519	1,510
DC	Ince Garage	LAXT649DC2	9290 Culver Blvd Culver City, CA 90232-2636	10/13/2015	484	3,664	45,304	1,516
DC	Walmart #2288 Pomona	LAXT6672DC1	80 Rio Rancho Rd Pomona, CA 91766-7013	11/15/2017	36	87	929	35
DC	Walmart #2288 Pomona	LAXT6672DC2	80 Rio Rancho Rd Pomona, CA 91766-7013	11/15/2017	16	36	353	14
DC	Newport Beach City Hall	LAXT6793DC1	100 Civic Center Dr Newport Beach, CA 92660-3267	11/22/2017	8	12	152	5
DC	Newport Beach City Hall	LAXT6793DC2	100 Civic Center Dr Newport Beach, CA 92660-3267	11/22/2017	3	5	78	3
DC	Walmart #3276 San Bernardin	LAXT6878DC1	4001 Hallmark Pkwy San Bernardino, CA 92407-1876	11/9/2017	10	15	174	6
DC	Walmart #3276 San Bernardin	LAXT6878DC2	4001 Hallmark Pkwy San Bernardino, CA 92407-1876	11/9/2017	16	25	357	12
DC	Walmart #2495 Westminster	LAXT6879DC1	13331 Beach Blvd Westminster, CA 92683-9206	11/15/2017	27	54	674	22
DC	Walmart #2495 Westminster	LAXT6879DC2	13331 Beach Blvd Westminster, CA 92683-9206	11/15/2017	25	39	487	15
DC	Lakewood Center	LAXT936DC1	500 Lakewood Center Mall Lakewood, CA 90712-2407	1/11/2016	282	2,604	30,788	1,103
DC	Lakewood Center	LAXT936DC2	500 Lakewood Center Mall Lakewood, CA 90712-2407	1/11/2016	215	1,882	22,742	821
DC	Promenade at Downey	LAXT937DC1	8830 Apollo Way Downey, CA 90242-4028	4/27/2016	192	1,536	17,991	595
DC	Promenade at Downey	LAXT937DC2	8830 Apollo Way Downey, CA 90242-4028	4/27/2016	271	2,106	23,602	813
DC	2Rodeo - CBRE	LAXT965DC1	9480 Dayton Way Beverly Hills, CA 90210	3/11/2016	111	491	7,508	263
DC	2Rodeo - CBRE	LAXT965DC2	9480 Dayton Way Beverly Hills, CA 90210	3/11/2016	84	323	4,117	157
DC	Santa Fe Trail Plaza	LAXT969DC1	10601 Valley Blvd El Monte, CA 91731-3616	6/2/2016	164	1,823	20,777	760
DC	Santa Fe Trail Plaza	LAXT969DC2	10601 Valley Blvd El Monte, CA 91731-3616	6/2/2016	139	1,326	14,967	554

<sup>1</sup> The User count does not include users who received charges remotely activated by the NRG call center.

## DC Fast Charger Usage Data- LA Basin

# San Francisco Bay Area

## Reporting Period: 12/6/2016 – 12/5/2017

Charger Type	Name	Asset	Address	Operational Date	Users <sup>1</sup>	Sessions	Energy (kWh)	Duration (hrs)
DC	New Leaf Half Moon Bay	NCAB1537DC1	150 San Mateo Rd Half Moon Bay, CA 94019-1706	1/9/2017	186	808	7,979	309
DC	New Leaf Half Moon Bay	NCAB1537DC2	150 San Mateo Rd Half Moon Bay, CA 94019-1706	1/9/2017	112	345	3,453	130
DC	Lucky Capitola #702	NCAB2080DC1	1475 41st Ave Capitola, CA 95010-2908	10/6/2016	149	960	10,682	370
DC	Lucky Capitola #702	NCAB2080DC2	1475 41st Ave Capitola, CA 95010-2908	10/6/2016	91	400	4,593	158
DC	Walmart #5139 Dixon	NCAB2681DC1	235 E Dorset Dr Dixon, CA 95620-9232	11/1/2016	65	134	1,558	54
DC	Walmart #5139 Dixon	NCAB2681DC2	235 E Dorset Dr Dixon, CA 95620-9232	11/1/2016	190	926	10,631	364
DC	Walmart #5884 San Jose Almaden	NCAB2684DC1	5095 Almaden Expy San Jose, CA 95118-2051	11/4/2016	553	4,928	56,893	2,099
DC	Walmart #5884 San Jose Almaden	NCAB2684DC2	5095 Almaden Expy San Jose, CA 95118-2051	11/4/2016	489	4,561	52,489	1,898
DC	Lucky Sand City #772	NCAB3642DC1	2000 California Ave Sand City, CA 93955-3150	11/17/2017	4	30	194	9
DC	Lucky Sand City #772	NCAB3642DC2	2000 California Ave Sand City, CA 93955-3150	11/17/2017	5	8	95	4
DC	Marsh Manor Shopping Center	NCAB3951DC1	3640 Florence St Redwood City, CA 94063-4416	12/2/2016	289	1,687	20,058	721
DC	Marsh Manor Shopping Center	NCAB3951DC2	3640 Florence St Redwood City, CA 94063-4416	12/2/2016	262	1,570	19,085	687
DC	Lucky Napa (Trancas St) #731	NCAB4373DC1	1312 Trancas St Napa, CA 94558-2912	10/18/2016	76	383	4,131	152
DC	Lucky Napa (Trancas St) #731	NCAB4373DC2	1312 Trancas St Napa, CA 94558-2912	10/18/2016	57	254	3,076	106
DC	Raley's Brentwood #336	NCAB4392DC1	2400 Sand Creek Rd Brentwood, CA 94513-7058	11/16/2016	144	998	11,972	422
DC	Raley's Brentwood #336	NCAB4392DC2	2400 Sand Creek Rd Brentwood, CA 94513-7058	11/16/2016	134	747	8,902	320
DC	F&E Sunnyvale #1319 - Via Retail	NCAB486DC1	1180 N Fair Oaks Ave Sunnyvale, CA 94089-1702	8/4/2015	523	3,688	39,761	1,507
DC	F&E Sunnyvale #1319 - Via Retail	NCAB486DC2	1180 N Fair Oaks Ave Sunnyvale, CA 94089-1702	8/4/2015	544	3,714	40,251	1,537
DC	Lucky Martinez #725	NCAB5285DC1	1145 Arnold Dr Martinez, CA 94553-4104	12/1/2016	106	304	3,500	126
DC	Lucky Martinez #725	NCAB5285DC2	1145 Arnold Dr Martinez, CA 94553-4104	12/1/2016	147	825	8,943	329
DC	Lucky Sebastopol #777	NCAB5294DC1	776 Gravenstein Hwy N Sebastopol, CA 95472-2843	12/1/2016	136	1,667	17,017	676
DC	Lucky Sebastopol #777	NCAB5294DC2	776 Gravenstein Hwy N Sebastopol, CA 95472-2843	12/1/2016	178	1,272	12,339	486
DC	Raley's Rancho Cordova #440	NCAB5603DC1	4050 Sunrise Blvd Rancho Cordova, CA 95742	5/10/2017	70	567	4,882	176
DC	Raley's Rancho Cordova #440	NCAB5603DC2	4050 Sunrise Blvd Rancho Cordova, CA 95742	5/10/2017	48	266	2,412	86
DC	Gilroy Premium Outlets	NCAB610DC1	681 Leavesley Rd Gilroy, CA 95020-3647	11/17/2015	297	1,363	16,250	570
DC	Gilroy Premium Outlets	NCAB610DC2	681 Leavesley Rd Gilroy, CA 95020-3647	11/17/2015	374	1,958	22,835	793
DC	Whole Foods Santa Cruz	NCAB648DC1	911 Soquel Ave Santa Cruz, CA 95062-2122	9/9/2015	325	2,304	25,132	933
DC	Whole Foods Santa Cruz	NCAB648DC2	911 Soquel Ave Santa Cruz, CA 95062-2122	9/9/2015	312	1,824	19,656	739
DC	Walmart 5435 San Jose (Story Rd)	NCAB6626DC1	777 Story Rd San Jose, CA 95122-2628	6/14/2017	268	1,243	14,470	565
DC	Walmart 5435 San Jose (Story Rd)	NCAB6626DC2	777 Story Rd San Jose, CA 95122-2628	6/14/2017	147	366	4,213	152
DC	Walmart #1651 American Canyon	NCAB6783DC1	7011 Main St American Canyon, CA 94503-1169	10/26/2017	13	35	374	17
DC	Walmart #1651 American Canyon	NCAB6783DC2	7011 Main St American Canyon, CA 94503-1169	10/26/2017	2	3	28	1
DC	Westlake Shopping Center	NCAN161DC1	75 Southgate Ave Daly City, CA 94015-1413	6/24/2013	285	2,713	21,672	1,117
DC	Vacaville Premium Outlets	NCAN176DC1	321 Nut Tree Rd Vacaville, CA 95687-3242	11/20/2013	137	493	2,919	184
DC	Whole Foods San Francisco (Market Street)	NCAN177DC1	2001 Market St San Francisco, CA 94114-1316	11/7/2013	217	987	5,121	400
DC	San Francisco Premium Outlets	NCAN181DC1	2774 Livermore Outlets Dr Livermore, CA 94551-4204	1/6/2014	286	810	7,875	331
DC	Public Market	NCAN184DC1	5959 Shellmound St Emeryville, CA 94608-1989	12/30/2013	333	2,160	20,047	889
DC	Northgate Mall - San Francisco	NCAN185DC1	5800 Northgate Dr San Rafael, CA 94903-3691	12/18/2013	75	180	912	74
DC	Whole Foods Novato	NCAN190DC1	790 De Long Ave Novato, CA 94945-3214	3/3/2014	157	765	4,755	293
DC	The Village at Corte Madera	NCAN206DC1	1618 Redwood Hwy Corte Madera, CA 94925-1248	3/25/2014	228	1,227	7,161	477
DC	Sywest - Dicks Sporting Goods / Crossroads	NCAN232DC1	2316 Monument Blvd Pleasant Hill, CA 94523-3950	5/29/2014	266	1,206	9,505	491
DC	Whole Foods Los Altos	NCAN247DC1	4800 El Camino Real Los Altos, CA 94022-1407	6/5/2014	278	1,248	4,127	483
DC	Petaluma Outlets	NCAN256DC1	2200 Petaluma Blvd N Petaluma, CA 94952-6318	8/11/2014	74	162	1,002	62
DC	Whole Foods Santa Rosa (Coddingtontown Mall)	NCAN299DC1	733 Coddingtontown Ctr Santa Rosa, CA 95401-3510	8/29/2014	217	1,389	7,936	560
DC	Linda Mar	NCAN300DC1	1227 Linda Mar Shopping Ctr Pacifica, CA 94044-3347	8/29/2014	92	576	4,614	221
DC	Rose Pavilion - Pleasanton	NCAN343DC1	3903 Santa Rita Rd Pleasanton, CA 94588-3462	11/11/2014	354	3,641	37,036	1,398
DC	Whole Foods Redwood City	NCAN352DC1	1250 Jefferson Ave Redwood City, CA 94062-1019	3/16/2015	289	1,509	1,652	578
DC	Whole Foods Lafayette	NCAN368DC1	3502 Mt Diablo Blvd Lafayette, CA 94549-3857	12/5/2014	296	1,678	15,578	608
DC	Gateway Plaza-Vallejo	NCAN399DC1	173 Plaza Dr Vallejo, CA 94591-3708	5/5/2015	103	404	2,844	177
DC	Target Hayward (aka. F&E Hayward #1307)	NCAN441DC1	19691 Hesperian Blvd Hayward, CA 94541-4200	5/5/2015	353	2,148	16,484	842
DC	Stoneridge Mall	NCAN510DC1	1700 Stoneridge Mall Rd Pleasanton, CA 94588-3271	5/5/2015	478	2,183	9,688	892
DC	Whole Foods Dublin	NCAN511DC1	5200 Dublin Blvd Dublin, CA 94568-7133	6/25/2015	668	5,549	56,232	2,207
DC	Nob Hill Watsonville #617	NCAN591DC1	1912 Main St Watsonville, CA 95076-3066	9/9/2015	21	91	608	35
DC	Whole Foods San Francisco (Potrero Hill)	NCAN628DC1	450 Rhode Island St San Francisco, CA 94107-2320	10/13/2015	264	1,319	13,410	519
DC	Lucky Daly City #707	NCAN647DC1	6843 Mission St Daly City, CA 94014-2006	1/4/2016	93	781	7,543	301
DC	Cupertino Village	NCAT1354DC1	10869 N Wolfe Rd Cupertino, CA 95014-0614	12/19/2016	312	1,923	22,542	815
DC	Cupertino Village	NCAT1354DC2	10869 N Wolfe Rd Cupertino, CA 95014-0614	12/19/2016	371	2,384	28,489	1,021
DC	Whole Foods San Francisco (SOMA)	NCAT1574DC1	399 4th St San Francisco, CA 94107-1236	10/27/2016	427	2,405	34,991	1,172
DC	Whole Foods San Francisco (SOMA)	NCAT1574DC2	399 4th St San Francisco, CA 94107-1236	10/27/2016	276	1,577	23,575	778
DC	Westlake Shopping Center	NCAT161DC1	75 Southgate Ave Daly City, CA 94015-1413	6/24/2013	459	4,218	64,346	2,216
DC	Whole Foods San Francisco (Ocean Ave)	NCAT1630DC1	1150 Ocean Ave San Francisco, CA 94112-1843	9/21/2016	377	2,048	26,663	959
DC	Whole Foods San Francisco (Ocean Ave)	NCAT1630DC2	1150 Ocean Ave San Francisco, CA 94112-1843	9/21/2016	375	1,759	24,335	849
DC	Whole Foods Fremont	NCAT164DC1	3111 Mowry Ave Fremont, CA 94538-1505	9/25/2013	974	5,934	63,996	2,301
DC	Whole Foods Fremont	NCAT164DC2	3111 Mowry Ave Fremont, CA 94538-1505	9/25/2013	1054	7,202	77,010	2,809
DC	Vacaville Premium Outlets	NCAT176DC1	321 Nut Tree Rd Vacaville, CA 95687-3242	11/20/2013	451	1,931	23,600	802
DC	Whole Foods San Francisco (Market Street)	NCAT177DC1	2001 Market St San Francisco, CA 94114-1316	11/7/2013	521	3,181	43,206	1,456
DC	San Francisco Premium Outlets	NCAT181DC1	2774 Livermore Outlets Dr Livermore, CA 94551-4204	1/6/2014	521	1,768	19,758	749
DC	San Francisco Premium Outlets	NCAT181DC2	2774 Livermore Outlets Dr Livermore, CA 94551-4204	1/6/2014	398	1,377	16,134	572
DC	San Francisco Premium Outlets	NCAT181DC3	2774 Livermore Outlets Dr Livermore, CA 94551-4204	1/6/2014	462	1,629	18,555	672
DC	WAG 1175 Columbus	NCAT182DC1	1175 Columbus Ave San Francisco, CA 94133-1729	3/5/2014	398	2,663	37,099	1,317
DC	WAG 1175 Columbus	NCAT182DC2	1175 Columbus Ave San Francisco, CA 94133-1729	3/5/2014	400	3,719	55,452	1,904
DC	Public Market	NCAT184DC1	5959 Shellmound St Emeryville, CA 94608-1989	12/30/2013	590	3,759	46,492	1,649
DC	Northgate Mall - San Francisco	NCAT185DC1	5800 Northgate Dr San Rafael, CA 94903-3691	12/18/2013	432	2,664	30,110	1,089
DC	Nob Hill Alameda #632	NCAT1879DC1	2531 Blanding Ave Alameda, CA 94501-1505	12/2/2016	286	2,849	37,832	1,289
DC	Nob Hill Alameda #632	NCAT1879DC2	2531 Blanding Ave Alameda, CA 94501-1505	12/2/2016	313	2,351	32,958	1,136
DC	Whole Foods Novato	NCAT190DC1	790 De Long Ave Novato, CA 94945-3214	3/3/2014	341	1,803	19,064	666
DC	The Village at Corte Madera	NCAT206DC1	1618 Redwood Hwy Corte Madera, CA 94925-1248	3/25/2014	560	3,269	38,392	1,341
DC	Whole Foods Berkeley (Telegraph)	NCAT208DC1	3000 Telegraph Ave Berkeley, CA 94705-2014	4/2/2014	843	5,265	59,670	2,137
DC	Whole Foods Cupertino	NCAT220DC1	20955 Stevens Creek Blvd Cupertino, CA 95014-2107	4/29/2014	807	5,192	56,023	2,131
DC	Whole Foods Cupertino	NCAT220DC2	20955 Stevens Creek Blvd Cupertino, CA 95014-2107	4/29/2014	867	5,795	63,175	2,405
DC	Sywest - Dicks Sporting Goods / Crossroads	NCAT232DC1	2316 Monument Blvd Pleasant Hill, CA 94523-3950	5/29/2014	434	2,774	34,976	1,205
DC	Great Mall	NCAT239DC1	447 Great Mall Dr Milpitas, CA 95035-8041	6/1/2014	773	4,501	49,165	1,894
DC	Great Mall	NCAT239DC2	447 Great Mall Dr Milpitas, CA 95035-8041	6/1/2014	841	4,975	56,036	2,114

**1 The User count does not include users who received charges remotely activated by the BRG call center.**

## DC Fast Charger Usage Data- SF Bay Area

Charger Type	Name	Asset	Address	Operational Date	Users*	Sessions	Energy (kWh)	Duration (hrs)
DC	Whole Foods Los Altos	NCAT247DC1	4800 El Camino Real Los Altos, CA 94022-1407	6/5/2014	739	4,304	45,066	1,717
DC	Nob Hill Mountain View #634	NCAT251DC1	1250 Grant Rd Mountain View, CA 94040-3227	7/24/2014	726	4,569	49,826	1,833
DC	Nob Hill Mountain View #634	NCAT251DC2	1250 Grant Rd Mountain View, CA 94040-3227	7/24/2014	777	5,032	53,365	1,963
DC	Petaluma Outlets	NCAT256DC1	2200 Petaluma Blvd N Petaluma, CA 94952-6318	8/11/2014	306	1,145	14,436	471
DC	Whole Foods Santa Rosa (Coddington Mall)	NCAT299DC1	733 Coddington Ctr Santa Rosa, CA 95401-3510	8/29/2014	428	3,074	33,816	1,271
DC	Linda Mar	NCAT300DC1	1227 Linda Mar Shopping Ctr Pacifica, CA 94044-3347	8/29/2014	161	999	12,042	432
DC	City of Union City - Smith St. Lot	NCAT3141DC1	3960 SMITH ST Union City, CA 94587	11/30/2017	4	11	116	6
DC	City of Union City - Smith St. Lot	NCAT3141DC2	3960 SMITH ST Union City, CA 94587	11/30/2017	4	11	199	7
DC	Rose Pavilion - Pleasanton	NCAT343DC1	3903 Santa Rita Rd Pleasanton, CA 94588-3462	11/11/2014	465	4,360	48,101	1,740
DC	Whole Foods Redwood City	NCAT352DC1	1250 Jefferson Ave Redwood City, CA 94062-1019	3/16/2015	552	2,660	28,241	1,018
DC	Fairfield - Verdant Freedom Station	NCAT373DC1	3700 Casa Verde St San Jose, CA 95134-3322	10/18/2016	285	1,996	23,698	806
DC	Fairfield - Verdant Freedom Station	NCAT3561DC2	3700 Casa Verde St San Jose, CA 95134-3322	10/18/2016	298	2,440	29,695	1,008
DC	Whole Foods Berkeley-Gilman	NCAT356DC1	1025 Gilman St Berkeley, CA 94710-1515	11/12/2014	839	5,281	56,457	2,104
DC	Whole Foods Berkeley-Gilman	NCAT356DC2	1025 Gilman St Berkeley, CA 94710-1515	11/12/2014	766	5,352	56,046	2,133
DC	Whole Foods Lafayette	NCAT368DC1	3502 Mt Diablo Blvd Lafayette, CA 94549-3857	12/5/2014	566	3,962	42,042	1,522
DC	Santa Rosa Plaza	NCAT369DC1	1071 Santa Rosa Plz Santa Rosa, CA 95401-6397	11/21/2014	264	1,723	18,703	729
DC	Whole Foods San Jose (The Alameda)	NCAT373DC1	777 the Alameda San Jose, CA 95126-3155	12/5/2014	827	5,240	58,665	2,114
DC	Whole Foods San Jose (The Alameda)	NCAT373DC2	777 the Alameda San Jose, CA 95126-3155	12/5/2014	787	5,080	56,791	2,040
DC	Whole Foods San Francisco (Franklin)	NCAT3785DC1	1765 California St San Francisco, CA 94109-4509	10/19/2016	382	2,206	31,088	1,033
DC	Whole Foods San Francisco (Franklin)	NCAT3785DC2	1765 California St San Francisco, CA 94109-4509	10/19/2016	412	2,635	37,751	1,234
DC	Gateway Plaza-Vallejo	NCAT399DC1	173 Plaza Dr Vallejo, CA 94591-3708	5/5/2015	329	1,731	23,010	788
DC	Napa Outlets	NCAT402DC1	629 Factory Stores Dr Napa, CA 94558-5630	1/30/2015	181	1,046	12,520	435
DC	University of California - UC Hastings - Freedom Station	NCAT4085DC1	376 Larkin St San Francisco, CA 94102-3613	3/4/2016	79	246	3,188	124
DC	University of California - UC Hastings - Freedom Station	NCAT4085DC2	376 Larkin St San Francisco, CA 94102-3613	3/4/2016	55	221	2,447	104
DC	Lucky Los Altos #723	NCAT4362DC1	2175 Grant Rd Los Altos, CA 94024-6952	8/18/2016	218	1,788	21,118	722
DC	Lucky Los Altos #723	NCAT4362DC2	2175 Grant Rd Los Altos, CA 94024-6952	8/18/2016	267	2,754	32,337	1,078
DC	Target Hayward (aka. F&E Hayward #1307)	NCAT441DC1	19691 Hesperian Blvd Hayward, CA 94541-4200	5/5/2015	514	3,564	44,857	1,594
DC	San Carlos Library	NCAT4545DC1	610 Elm St San Carlos, CA 94070-8401	7/21/2016	239	2,093	24,745	891
DC	San Carlos Library	NCAT4545DC2	610 Elm St San Carlos, CA 94070-8401	7/21/2016	278	1,890	21,873	795
DC	Walmart #2553 Windsor	NCAT4834DC1	6650 Hembree Ln Windsor, CA 95492-9739	11/2/2016	133	912	10,165	357
DC	Walmart #2553 Windsor	NCAT4834DC2	6650 Hembree Ln Windsor, CA 95492-9739	11/2/2016	177	1,540	17,200	614
DC	Stoneridge Mall	NCAT510DC1	1700 Stoneridge Mall Rd Pleasanton, CA 94588-3271	5/5/2015	710	3,790	43,072	1,553
DC	Whole Foods Dublin	NCAT511DC1	5200 Dublin Blvd Dublin, CA 94568-7133	6/25/2015	841	6,371	69,825	2,493
DC	City of San Mateo - Freedom Station	NCAT535DC1	385 1st Ave San Mateo, CA 94401-3902	8/4/2015	573	3,824	48,625	1,644
DC	City of San Mateo - Freedom Station	NCAT535DC2	385 1st Ave San Mateo, CA 94401-3902	8/4/2015	659	4,192	52,462	1,782
DC	Nob Hill Watsonville #617	NCAT591DC1	1912 Main St Watsonville, CA 95076-3066	9/9/2015	111	397	4,693	156
DC	Lucky Fremont #714	NCAT605DC1	5000 Mowry Ave Fremont, CA 94538-1045	12/2/2015	780	6,512	73,555	2,610
DC	Lucky Fremont #714	NCAT605DC2	5000 Mowry Ave Fremont, CA 94538-1045	12/2/2015	758	5,618	65,149	2,282
DC	Lucky Fremont #714	NCAT605DC3	5000 Mowry Ave Fremont, CA 94538-1045	12/2/2015	764	5,660	64,350	2,303
DC	Lucky Fremont #714	NCAT605DC4	5000 Mowry Ave Fremont, CA 94538-1045	12/2/2015	812	7,236	81,815	2,952
DC	Whole Foods Oakland	NCAT627DC1	230 Bay Pl Oakland, CA 94612-3805	3/1/2016	635	4,267	52,412	1,884
DC	Whole Foods Oakland	NCAT627DC2	230 Bay Pl Oakland, CA 94612-3805	3/1/2016	606	4,495	58,943	2,102
DC	Whole Foods San Francisco (Potrero Hill)	NCAT628DC1	450 Rhode Island St San Francisco, CA 94107-2320	10/13/2015	619	3,615	46,591	1,589
DC	Lucky Daly City #707	NCAT647DC1	6843 Mission St Daly City, CA 94014-2006	1/4/2016	357	3,686	55,076	1,868
DC	Legacy - Nineteen800 Freedom Station	NCAT651DC1	19800 Vallco Pkwy Cupertino, CA 95014-7107	1/21/2016	469	4,269	44,968	1,740
DC	Legacy - Nineteen800 Freedom Station	NCAT651DC2	19800 Vallco Pkwy Cupertino, CA 95014-7107	1/21/2016	469	4,164	44,680	1,707
DC	ABB San Jose Headquarters	NCAT6728DC1	3055 Orchard Dr. San Jose, CA 95134	11/22/2017	12	31	324	12
DC	ABB San Jose Headquarters	NCAT6728DC2	3055 Orchard Dr. San Jose, CA 95134	11/22/2017	6	13	164	7
DC	Lucky San Jose #758	NCAT6810DC1	565 W Capitol Expy San Jose, CA 95136-3914	11/28/2017	3	7	57	3
DC	Lucky San Jose #758	NCAT6810DC2	565 W Capitol Expy San Jose, CA 95136-3914	11/28/2017	7	11	145	4
DC	Whole Foods Walnut Creek (Ygnacio Rd)	NCAT951DC1	2941 Ygnacio Valley Rd Walnut Creek, CA 94598-3535	10/31/2016	236	1,375	15,976	556
DC	Whole Foods Walnut Creek (Ygnacio Rd)	NCAT951DC2	2941 Ygnacio Valley Rd Walnut Creek, CA 94598-3535	10/31/2016	251	1,561	18,361	633

1 The User count does not include users who received charges remotely activated by the NRG call center.

## DC Fast Charger Usage Data- SF Bay Area

## San Diego County Reporting Period: 12/6/2016 – 12/5/2017

Charger Type	Name	Asset	Address	Operational Date	Users <sup>1</sup>	Sessions	Energy (kWh)	Duration (hrs)
DC	Santee Trolley	SCAB1434DC1	9846 Mission Gorge Rd Santee, CA 92071-3834	6/8/2017	115	712	10,130	370
DC	Santee Trolley	SCAB1434DC2	9846 Mission Gorge Rd Santee, CA 92071-3834	6/8/2017	121	856	12,924	461
DC	Fashion Valley	SCAN165DC1	7007 Friars Rd San Diego, CA 92108-1148	9/30/2013	361	1,805	17,602	728
DC	Las Americas	SCAN173DC1	4211 Camino De La Plz San Diego, CA 92173-3049	10/29/2013	49	134	901	51
DC	Broadway Plaza-Chula Vista	SCAN178DC1	1142 Broadway Chula Vista, CA 91911-2707	1/13/2014	138	1,560	16,507	631
DC	Flower Hill Promenade	SCAN179DC1	2600 Via De La Valle Del Mar, CA 92014-1992	12/20/2013	231	859	8,554	316
DC	Energy Innovation Center	SCAN187DC1	4760 Clairemont Mesa Blvd San Diego, CA 92117-2066	3/9/2014	197	1,665	16,733	622
DC	Rancho Penasquitos Towne Ctr	SCAN191DC1	13289 Black Mountain Rd San Diego, CA 92129-2660	3/31/2014	233	1,925	16,132	844
DC	Fenton Marketplace	SCAN418DC1	2149 Fenton Pkwy San Diego, CA 92108-4739	2/5/2015	346	3,999	43,885	1,629
DC	Mira Mesa Mall	SCAN487DC1	8110 Mira Mesa Blvd San Diego CA 92126-2602	4/13/2015	237	2,268	23,510	876
DC	Melrose Village	SCAN524DC1	1601 S Melrose Dr Vista, CA 92081-5471	6/22/2015	122	1,216	11,933	447
DC	Fashion Valley	SCAT165DC1	7007 Friars Rd San Diego, CA 92108-1148	9/30/2013	243	3,676	52,048	1,672
DC	Las Americas	SCAT173DC1	4211 Camino De La Plz San Diego, CA 92173-3049	10/29/2013	125	1,141	17,658	616
DC	Broadway Plaza-Chula Vista	SCAT178DC1	1142 Broadway Chula Vista, CA 91911-2707	1/13/2014	224	2,390	37,130	1,242
DC	Flower Hill Promenade	SCAT179DC1	2600 Via De La Valle Del Mar, CA 92014-1992	12/20/2013	438	2,714	35,659	1,198
DC	Carlsbad Premium Outlets	SCAT180DC1	5620 Paseo Del Norte Carlsbad, CA 92008-4461	12/16/2013	351	2,173	28,413	943
DC	Carlsbad Premium Outlets	SCAT180DC2	5620 Paseo Del Norte Carlsbad, CA 92008-4461	12/16/2013	539	2,721	33,665	1,127
DC	Energy Innovation Center	SCAT187DC1	4760 Clairemont Mesa Blvd San Diego, CA 92117-2066	3/9/2014	331	3,547	56,389	1,804
DC	Rancho Penasquitos Towne Ctr	SCAT191DC1	13289 Black Mountain Rd San Diego, CA 92129-2660	3/31/2014	416	3,454	43,594	1,401
DC	Del Norte Plaza	SCAT198DC1	330 W El Norte Pkwy Escondido, CA 92026-1925	3/17/2014	365	2,665	35,181	1,173
DC	Del Norte Plaza	SCAT198DC2	330 W El Norte Pkwy Escondido, CA 92026-1925	3/17/2014	398	3,454	44,145	1,424
DC	Fenton Marketplace	SCAT418DC1	2149 Fenton Pkwy San Diego, CA 92108-4739	2/5/2015	459	5,079	78,716	2,569
DC	Mira Mesa Mall	SCAT487DC1	8110 Mira Mesa Blvd San Diego CA 92126-2602	4/13/2015	334	3,675	46,636	1,582
DC	Lazy Acres - Encinitas	SCAT4951DC1	150 Encinitas Blvd Encinitas, CA 92024-3657	12/9/2016	312	1,848	25,282	811
DC	Melrose Village	SCAT524DC1	1601 S Melrose Dr Vista, CA 92081-5471	6/22/2015	212	1,935	24,161	762
DC	Walmart #2479 San Diego	SCAT5410DC1	3412 College Ave San Diego, CA 92115-7134	11/3/2016	264	2,920	45,364	1,498
DC	Walmart #2479 San Diego	SCAT5410DC2	3412 College Ave San Diego, CA 92115-7134	11/3/2016	257	3,083	46,932	1,591
DC	Walmart #3516 Chula Vista	SCAT5411DC1	1360 Eastlake Pkwy Chula Vista, CA 91915-4116	11/10/2016	129	1,220	15,695	555
DC	Walmart #3516 Chula Vista	SCAT5411DC2	1360 Eastlake Pkwy Chula Vista, CA 91915-4116	11/10/2016	175	2,164	30,513	1,013
DC	Ocean View Plaza	LAXB612DC1	638 Camino De Los Mares San Clemente, CA 92673-2848	4/4/2016	349	2,026	22,832	798
DC	Ocean View Plaza	LAXB612DC2	638 Camino De Los Mares San Clemente, CA 92673-2848	4/4/2016	363	1,855	22,058	743
DC	Flower Hill Promenade	LAXN179DC1	2600 Via De La Valle Del Mar, CA 92014-1992	12/20/2013	27	298	3,166	123

<sup>1</sup> The User count does not include users who received charges remotely activated by the NRG call center.

### DC Fast Charger Usage Data- San Diego County

## San Joaquin Valley Reporting Period: 12/6/2016 – 12/5/2017

Charger Type	Name	Asset	Address	Operational Date	Users <sup>1</sup>	Sessions	Energy (kWh)	Duration (hrs)
DC	Walmart #1574 Bakersfield	BFLT4294DC1	6225 Colony St Bakersfield, CA 93307-6538	11/2/2016	116	712	9,179	311
DC	Walmart #1574 Bakersfield	BFLT4294DC2	6225 Colony St Bakersfield, CA 93307-6538	11/2/2016	185	907	12,766	406
DC	Walmart #5215 Delano	BFLT5610DC1	530 Woollomes Ave Delano, CA 93215-9581	11/9/2016	41	169	2,064	70
DC	Walmart #5215 Delano	BFLT5610DC2	530 Woollomes Ave Delano, CA 93215-9581	11/9/2016	112	334	5,218	160
DC	Save Mart Chowchilla #103	NCAB1889DC1	1225 E Robertson Blvd Chowchilla, CA 93610-8540	8/12/2016	61	270	2,668	100
DC	Save Mart Chowchilla #103	NCAB1889DC2	1225 E Robertson Blvd Chowchilla, CA 93610-8540	8/12/2016	74	164	2,093	70
DC	Save Mart Madera (Howard Rd) #77	NCAB3010DC1	1504 Howard Rd Madera, CA 93637-5127	11/7/2016	70	491	5,832	215
DC	Save Mart Madera (Howard Rd) #77	NCAB3010DC2	1504 Howard Rd Madera, CA 93637-5127	11/7/2016	61	379	4,865	172
DC	Applegate Ranch	NCAN331DC1	1000 Commerce Ave Atwater, CA 95301-5213	10/28/2014	32	86	507	34
DC	West Valley Mall	NCAN425DC1	3200 Naglee Rd Tracy, CA 95304-7316	3/9/2015	178	1,502	15,382	593
DC	Fashion Fair Mall	NCAN482DC1	563 E Shaw Ave Fresno, CA 93710-7701	4/13/2015	18	78	436	35
DC	Clovis Commons	NCAN540DC1	695 W Herndon Ave Clovis, CA 93612-0104	10/12/2015	34	150	1,050	59
DC	Whole Foods Fresno	NCAN546DC1	650 W Shaw Ave Fresno, CA 93704-2424	9/17/2015	36	367	3,277	134
DC	City of Visalia	NCAT2610DC1	320 E Acequia Ave. Visalia, CA 93291	7/22/2016	36	268	3,968	119
DC	City of Visalia	NCAT2610DC2	320 E Acequia Ave. Visalia, CA 93291	7/22/2016	60	425	6,675	190
DC	Applegate Ranch	NCAT331DC1	1000 Commerce Ave Atwater, CA 95301-5213	10/28/2014	143	453	6,342	196
DC	West Valley Mall	NCAT425DC1	3200 Naglee Rd Tracy, CA 95304-7316	3/9/2015	321	2,221	26,713	936
DC	Fashion Fair Mall	NCAT482DC1	563 E Shaw Ave Fresno, CA 93710-7701	4/13/2015	148	1,025	11,964	410
DC	Clovis Commons	NCAT540DC1	695 W Herndon Ave Clovis, CA 93612-0104	10/12/2015	105	935	11,222	353
DC	Whole Foods Fresno	NCAT546DC1	650 W Shaw Ave Fresno, CA 93704-2424	9/17/2015	164	1,736	20,269	663
DC	Vine Fuels - Ceres	NCAT606DC1	1240 E Whitmore Ave. Ceres, CA 95307	10/26/2015	110	488	6,257	206
DC	Vine Fuels - Ceres	NCAT606DC2	1240 E Whitmore Ave. Ceres, CA 95307	10/26/2015	71	444	5,844	181
DC	Swan Court Hotel	NCAT615DC1	2950 Pea Soup Anderson Blvd Selma, CA 93662-3379	2/8/2016	67	252	3,321	99
DC	Swan Court Hotel	NCAT615DC2	2950 Pea Soup Anderson Blvd Selma, CA 93662-3379	2/8/2016	86	356	5,182	148
DC	Vine Fuels - Salida	NCAT639DC1	4530 Kiernan Ave Salida, CA 95368-9075	9/9/2015	151	928	9,328	334
DC	City of Clovis	NCAT661DC1	1033 5th St Clovis, CA 93612-1313	11/20/2015	53	249	3,182	100
DC	City of Clovis	NCAT661DC2	1033 5th St Clovis, CA 93612-1313	11/20/2015	51	395	5,016	162
DC	Vintage Faire Mall	NCAT917DC1	3401 Dale Rd Modesto, CA 95356-0505	11/9/2015	165	1,002	10,966	442
DC	Vintage Faire Mall	NCAT917DC2	3401 Dale Rd Modesto, CA 95356-0505	11/9/2015	157	737	8,335	328

<sup>1</sup> The User count does not include users who received charges remotely activated by the NRG call center.

**DC Fast Charger Usage Data- San Joaquin Valley**

**Appendix D-2**

**Raw Usage Data**

To be separately provided to the CPUC.

[CONFIDENTIAL]

*The following information is confidential and protected material and may only be provided to those parties and their Eligible Reviewers that have executed a protective order in the FERC proceeding approving the Agreement and the settlement of the EL02-60/62 Proceeding. NRG retains an exclusive, non-public, proprietary right to such information for eighteen (18) months after the date of submittal to the CPUC, and during such time such information shall not to the extent permitted by law be subject to disclosure under FOIA or CAPRA.*

**Material Redacted in Public, Non-Confidential Version**

**Appendix E**

**Settlement Expenditures**

See attached.  
[CONFIDENTIAL]

*The following information is confidential and protected material and may only be provided to those parties and their Eligible Reviewers that have executed a protective order in the FERC proceeding approving the Agreement and the settlement of the EL02-60/62 Proceeding. NRG retains an exclusive, non-public, proprietary right to such information for eighteen (18) months after the date of submittal to the CPUC, and during such time such information shall not to the extent permitted by law be subject to disclosure under FOIA or CAPRA.*

**Material Redacted in Public, Non-Confidential Version**

## Appendix F

### Transportation Network Companies (TNCs) Impact on the Network

See attached.  
[CONFIDENTIAL]

*The following information is confidential and protected material and may only be provided to those parties and their Eligible Reviewers that have executed a protective order in the FERC proceeding approving the Agreement and the settlement of the EL02-60/62 Proceeding. NRG retains an exclusive, non-public, proprietary right to such information for eighteen (18) months after the date of submittal to the CPUC, and during such time such information shall not to the extent permitted by law be subject to disclosure under FOIA or CAPRA.*

**Material Redacted in Public, Non-Confidential Version**